



**FERRO®**

## Welcome to the world of FERRO

The FERRO Group is one of the largest manufacturers of sanitary and plumbing fixtures in Central and Eastern Europe with nearly 30 years of experience in the industry. Thanks to its commitment to high product quality and its mission to meet customer needs for a safe and well-functioning home, Ferro products are present in millions of facilities. Every year we introduce new products to the market, which better and better meet the expectations of even the most demanding customers.

## Quality Inspection

FERRO truly pays attention to the excellent quality of its products. The company places particular emphasis on meeting the requirements of the applicable standards, maintaining high technical parameters, safety and functionality of products. All the company's products are subject to extremely accurate and restrictive quality verification procedures. They are inspected at every production stand. The correct course of quality control processes is supervised by highly qualified engineers responsible for quality and product certification. The auditors check compliance with the procedures of the quality assurance system. These include the procedures specified in the Polish PN and European PN-EN series standards and the procedures related to the Quality Management System.

**BATHROOM  
SOLUTIONS**



[export@ferro.pl](mailto:export@ferro.pl)

# Pictograms and function symbols

To increase clarity and facilitate the use of product information, their main features and functions are presented in the form of icons.



**Warranty period**  
The number placed in this sign informs about the warranty years for the product.



**Eco+**  
Products with this symbol use less water and energy compared to standard models.



**Ferro AirMix**  
Mixer aerator with additional water aeration system. It allows you to use less water while maintaining the comfort of a rich stream.



**FerroClick**  
Hot water control system and fully-open flow control system.



**Easy Clean**  
Spray handle nozzles and aerators made of plastic from which limescale deposits are easily removed.



**AIR-IN System**  
The spray handle aeration system, thanks to which we save water while maintaining the comfort of an abundant jet.



**Click-clack**  
Products with this icon come with a click-clack plug, which can be opened and closed by pressing.



**Siphon included**  
Products equipped with a siphon.



**Two sources**  
The product allows you to connect and use two water outputs.



**Many types of jets**  
Possibility to change the type of jet.



**Anti Twist**  
Hoses with an Anti-Twist tip do not twist.



**Vertical adjustment**  
Vertical adjustment of the mounting bar.



**Horizontal adjustment**  
Adjusting the distance of the bar from the wall.



**Safe Touch System**  
The faucet body does not heat up when using hot water.

# More than you expect

It is with great satisfaction and joy that we present you the latest Ferro product catalogue. We have created it for our customers to become an inspiration and guide for our offer. Our team constantly follows the trends in interior design and continuously keeps developing our offer. The awareness that Ferro products reach millions of homes, not only in Poland but also worldwide, is a reason to be proud, but also a great motivation to create products that will meet your daily expectations, while being beautiful and durable.





# CATALOGUE 2021

The Bathroom Solution Catalogue presents an overview of the main lines of bathroom fittings, showers and accessories. The presentation of several bathroom lines will guide you through the functions, characteristic features and style of each of them in a clear and

legible way. The shower program will allow you to select the elements of shower zone equipment according to the individual needs and preferences of the users. Apart from fittings, the group of bathroom accessories includes, decorative connecting elements and linear drains.

## BATHROOM FITTINGS

---

## BATHROOM ACCESSORIES

---

### 4 FUNCTIONS 10 SURFACES

- 12 Adore White/Chrome
- 18 Adore Black/Chrome
- 24 Stratos
- 28 Stratos Black
- 34 Zicco
- 38 Zicco Black
- 42 Padwa
- 46 Veneto VerdeLine
- 50 Espacio
- 54 Alba VerdeLine
- 58 Tiga VerdeLine
- 62 Algeo Square
- 68 Algeo Square Black
- 70 Dijon
- 74 Fiesta
- 80 Algeo
- 84 Algeo Black
- 88 Retro New

### 98 SHOWERS

- 100 Shower kits
- 112 Built-in boxes
- 114 Thermostatic mixers
- 116 Shower accessories
- 122 Shower hoses
- 121 Decorative angle valves
- 123 Outflows

- 94 Grace
- 96 Audrey

# Every product has a good reason

Maintaining a balance between functionality and fashionable product design is one of the biggest challenges we constantly face during the product implementation process. We make sure that the new proposals complement the existing offer with new finishes and additional functions, and that the whole is a complete solution that guarantees practicality of use and harmony of the bathroom interior.





# Functional overview

With the help of properly selected and matched fittings you can make everyday use of these devices comfortable, easy and pleasant. Comfort of use will be ensured by the functions described in detail below, allowing you to satisfy the most exorbitant expectations regarding bathroom fittings.

CHOOSING A BATHROOM MIXER, IT WOULD BE WORTH YOUR WHILE TO CONSIDER THE FUNCTIONS OF THE PRODUCT, ITS POSSIBILITIES AND ADVANTAGES.



## Easy Clean

The Easy Clean function allows you to keep clean those parts of the fittings that are most exposed to limescale. The surfaces of the aerators, shower or sprinkler heads marked in this way are made of soft elastomer, from which limescale can be easily removed by wiping them with a finger.



## Swivel spout

The spout of mixers with this function can be freely adjusted, thanks to its 360 degree of rotation. This ensures extraordinary comfort in precise adjustment of the water jet during everyday use.





## Click-clack plug

Click-clack is a type of washbasin plug which is closed and opened directly by pressing. This practical solution will be particularly appreciated by parents of small children when learning to be independent and forming good, pro-ecological habits.



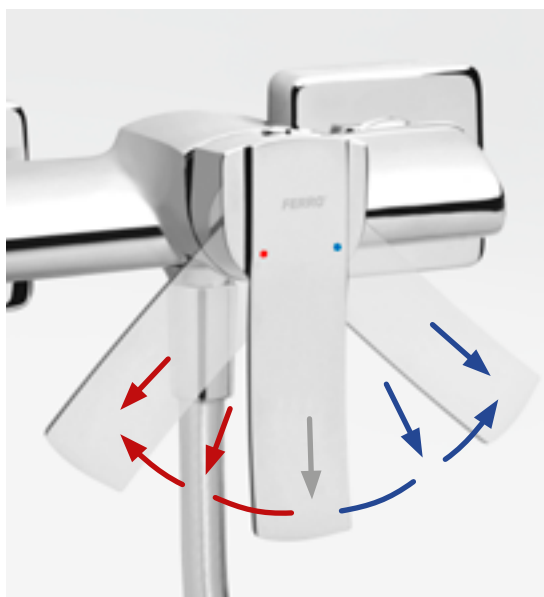
## Ferro Air Mix Aerator

The Verdeline fittings are equipped with aerators with a system for easy limestone removal. The spouts mounted at the end aerate the water stream, reducing its consumption by up to 50%.



## Ferro Click

Products with a Ferro Click head allow for two-stage regulation of the water flow rate, thus allowing for easy setting of half the water flow rate.







## Hot Stop 38°C

The 38 degree temperature setting lock ensures safety and protects against uncontrolled setting of hot water in the thermostatic shower. Releasing the Hot Stop lock allows to increase the water temperature. This function will be particularly appreciated by parents with small children, as it allows safe use of the shower and avoids skin burns.




## Safe touch system

An extremely important function in thermostatic mixers. The special design of the body prevents the mixer from heating up during use. This protects the user from burns. The function is very important for safety, especially for small children.



## Two sources

This function informs us about the possibility of connecting two types of showers, or a shower-bath spout set. It is particularly recommended when, in addition to a shower, the user needs a spot shower in his shower area.





## Jet types

Many products of the shower group are equipped with several jet types. The number of jet functions is indicated by a digit in the icon. Each jet type and application are described below.

### ► Rain jet

Uniform soft jet coming from the largest surface of the handle, all nozzles, aerated.



### ◄ Massaging jet

The strongest and most heavily aerated jet coming from only a few central nozzles, stimulating the small body area it is directed at

### ► Light jet

A circular concentrated jet, slightly stimulating.



### ◄ Mist jet

Strongly dispersed gentle jet, chosen for relaxation and tranquillity.

### ► Mixed jet

Full jet, additionally enriched with massage at the centre, often chosen for the double benefit of a strong and mild massage.








## AIR-IN System

The AIR-IN System function determines the additional aeration of the jet. It allows to use a lower water intensity with uniform comfort.



## Vertical and horizontal adjustment



The vertical adjustment function of the shower mountings allows for optimal installation in the desired location, e.g. between tiles or in pre-existing holes. Horizontal adjustment, on the other hand, allows to increase the distance of the bar from the wall.










## Anti-Twist

Anti-Twist hoses do not twist. The rotating tip increases the comfort of spraying and increases the life of the hose by eliminating twisting which is so bothersome to the user.



# List of functions





In addition to the necessary functions facilitating daily use, guarantee comfort and safety, Ferro bathroom mixers are also equipped with innovative solutions that enable users to save water and reduce household expenses.


BATHROOM FITTINGS								
Page number	Series name	Eco	Ferro AirMix	Swivel spout	Easy Clean	Hot Stop 38°C	Pull-out spray	Click-clack
12	Adore						•	•
24	Stratos							•
34	Zicco			•				•
42	Padwa			•			•	
46	Veneto Verdeline	•	•		•			
50	Espacio							•
54	Alba Verdeline	•	•		•			•
58	Tiga Verdeline	•	•	•	•			•
62	Algeo Square			•			•	•
70	Dijon							
74	Fiesta			•				•
80	Algeo			•			•	
88	Retro New			•				



# Colour combinations


The attractive appearance of mixers and showers is influenced by interesting shapes and aesthetically appealing surfaces. Elegant chrome, fashionable black or a combination of both colours will highlight the unique character of the bathroom.

BATHROOM FITTINGS					
Page number	Series name	chrome	black-chrome	black	white-chrome
12	Adore		●		●
24	Stratos	●		●	
34	Zicco	●		●	
42	Padwa	●			
46	Veneto Verdeline	●			
50	Espacio	●			
54	Alba Verdeline	●			
58	Tiga Verdeline	●			
62	Algeo Square	●	●		
70	Dijon	●			
74	Fiesta	●			
80	Algeo	●		●	
88	Retro New	●			



## Chrome

Shiny chrome coating is a universal choice, fits perfectly to any colour and style of arrangement.



## Black

Fashionable black introduces an atmospheric accent to the bathroom interior, making it a unique place of care and relaxation.



## Black-chrome

Chrome counterbalanced with black looks great in elegant bathing salons.



## White-chrome

This beautiful combination of bright colours brightens up the interior, which is very important especially in small bathrooms.

The surfaces of Ferro mixers not only fulfil decorative functions, but also **perfectly protect mixers and showers from harmful external factors.**







**BDR3PA** Built-in washbasin mixer  
**BDR11A** Multiple-hole bath mixer

# ADORE WHITE/CHROME

Delicate and beautiful

An ideal interior is one in which I feel comfortable. I like the hues of nature, wood and stone. When arranging our bathroom, I wanted to maintain my preferences. Natural accessories and bright

colours are a timeless style. A lot of white and light adds freshness to the interior and additionally makes the whole bathroom look like a bathing salon.



BDR3PA Built-in washbasin mixer



## A perfectly matched wash basin mixer

Modern flush-mount solutions in the case of bathroom fittings are something that has charmed me. Simple, minimalistic form of the mixer and white elements made the choice very simple. Adore White Chrome is the line I was looking for.



**BDR3PA** Built-in washbasin mixer

### SINK

### BIDET



**Standing washbasin mixer**  
single hole assembly  
G5/4 click-clack metal drain  
plug  
white-chrome

**BDR2**



**Standing counter washbasin mixer**  
white-chrome

**BDR2L**



**Built-in washbasin mixer**  
a set of concealed and surface  
mounted components  
190 mm spout  
white-chrome

**BDR3PA**



**Bidet standing mixer**  
G5/4 automatic drain plug  
white-chrome

**BDR6**



## Morning bath gives me strength for the whole day

At my home there are aficionados of both morning showers as well as mild wake-ups in the tub. I definitely belong to the latter group. This is a time when, with the noise of flowing water, I make my plans for the day, look for solutions to new challenges, gather energy to act. I chose the Adore White/Chrome multiple-hole bath mixer and mounted it on a shelf by the bathtub. Besides looking fantastic, the shower hose is hidden.



### SHOWER

### BATH



**Wall-mounted shower mixer**  
white-chrome

**BDR7**



**Build-in shower mixer**  
a set of concealed and surface mounted components  
2-function switch  
white-chrome

**BDR7P**



**Wall-mounted bath mixer**  
automatic bath/shower switch  
with a lock  
white-chrome

**BDR1**



**Multiple-hole bath mixer**  
ceramic bath/shower switch  
pull-out shower handle  
white-chrome

**BDR11A**



**BDR11A** Multiple-hole bath mixer



**BDR7P** Build-in shower mixer  
**NPT01** Rotondo 8 - Shower set  
**S340** Cortina shower handle  
**PKN04** Angled connector with shower hose holder  
**W47** Shower hose L - 150 cm









**BDR3PABLC** Built-in washbasin mixer  
**BDR11ABLC** Multiple-hole bath mixer

# ADORE BLACK/CHROME

## A bold combination

Contrasting with white bathroom accessories and the popular black trend in mixers are the two aspects that make the Adore Black/Chrome line so successful. The modern, black shape of the mixer decorated with reflective chrome elements

makes the mixer look attractive and original on white ceramics. The interior is complemented by black accessories forming thus a coherent whole in a Black&White climate.

**BDR2BLC** Standing washbasin mixer





## Comfortable and beautiful flush-mounted basin mixer

In modern bathroom arrangements, flush-mounted basin mixers are a fashionable and practical choice. In addition to its excellent appearance, the use of a flush-mounted mixer gives you the opportunity to install individually selected countertops and unusual washbasins.



The coin slot jet regulator ensures easy disassembly of parts for cleaning without using special tools. You can do this with an ordinary coin.



**BDR3PABLC** Built-in washbasin mixer

### SINK

### BIDET



**Standing washbasin mixer**  
G5/4 click-clack metal drain  
plug  
black-chrome

**BDR2BLC**



**Standing counter washbasin  
mixer**  
black-chrome

**BDR2LBLC**



**Built-in washbasin mixer**  
a set of concealed and surface  
mounted components  
190 mm spout  
black-chrome

**BDR3PABLC**



**Bidet standing mixer**  
G5/4 automatic drain plug  
black-chrome

**BDR6BLC**



## A moment just for myself

I challenge myself, act and achieve my goals. Such an intensive lifestyle requires time for effective regeneration. When arranging the bathroom, I put emphasis on black and graphite, peace and harmony. The monochromatic interior is both relaxing and allows me to calm down.



### Pull-out shower handle

The Adore Black/Chrome multiple-hole bath mixer is a model equipped with a pull-out shower handle. The flush-mounted hose makes the mixer look modern and stylish.



SHOWER

BATH



**Wall-mounted shower mixer**  
black-chrome

**BDR7BLC**

**Build-in shower mixer**  
a set of concealed and surface  
mounted components  
2-function switch  
black-chrome

**BDR7PBLC**

**Wall-mounted bath mixer**  
automatic bath/shower switch  
with a lock  
black-chrome

**BDR1BLC**

**Multiple-hole bath mixer**  
ceramic bath/shower switch  
pull-out shower handle  
black-chrome

**BDR11ABLC**









- BSC2** Standing washbasin mixer
- AC34** Soap dispenser
- AC05** Single rail hanger
- S282** Bottle siphon



# STRATOS

It adds a shine

I toned down the superiority of bright materials and delicate pastel accents in my bathroom with the glamour of silver-gold accessories. These elements gave the interior a unique character

and style. I like the feminine design, inspired by the Hollywood style of the 50s. Stone mosaics and mirrors perfectly match the character of this place.



**BSC3PA** Built-in washbasin mixer

SINK

BIDET



**Standing washbasin mixer**  
G5/4 click-clack metal drain  
plug  
chrome

**BSC2**



**Standing counter washbasin  
mixer**  
chrome

**BSC2L**



**Built-in washbasin mixer**  
a set of concealed and surface  
mounted components  
180 mm spout  
chrome

**BSC3PA**



**Bidet standing mixer**  
G5/4 automatic drain plug  
chrome

**BSC6**

Just fittings? No.  
Jewellery in my bathroom

Bathroom mixers and accessories are decorative elements which play an important role in my interior. The Stratos line has not only an interesting design, but also high quality chrome finish and pays attention to detail.



#### SHOWER



**Wall-mounted shower mixer**  
chrome

**BSC7**



**Build-in shower mixer**  
1-function  
a set of concealed and surface  
mounted components  
chrome

**BSC7PA**

#### BATH



**Build-in shower mixer**  
2-function  
a set of concealed and surface  
mounted components  
chrome

**BSC7P**



**Wall-mounted bath mixer**  
chrome

**BSC1**







**BSC2LBL** Standing counter washbasin mixer

**BSC7BL** Wall-mounted shower mixer

**NP24-BL** Sliding shower set with rainfall

# STRATOS BLACK

Perfect in every way

Stratos Black is the answer for all those searching for unique wash basin mixers, a unique design and a beautiful matt finish. It perfectly matches

dark ceramics. It fits various styles, from art deco to ascetic minimalism, and in each of these styles it emphasizes different interesting features.

BSC2LBL Standing counter washbasin mixer





In simplicity lies the most sincere beauty

Stratos Black mixers are ideal for bathrooms where minimalism and modern simplicity are the main idea. The art is to make sure that the interior is not too rough and cold. The matt finish of Stratos Black mixers soothes this austerity.



**BSC3PABL** Built-in washbasin mixer

## SINK

## BIDET



**Standing washbasin mixer**  
black

**BSC2BL**



**Standing counter washbasin mixer**  
black

**BSC2LBL**



**Built-in washbasin mixer**  
a set of concealed and surface  
mounted components  
180 mm spout  
black

**BSC3PABL**



**Bidet standing mixer**  
black

**BSC6BL**

I demand a lot from others, but from myself most

I am an architect and in my projects I put quality and durability on a par with design. I choose products that meet these expectations. When designing my own bathroom, I focused on quality in good style by choosing a new line in Ferro – the Stratos Black.

SHOWER



**Wall-mounted shower mixer**  
black

**BSC7BL**



**Build-in shower mixer**  
1-function  
a set of concealed and surface  
mounted components  
black

**BSC7PABL**



**Build-in shower mixer**  
2-function  
a set of concealed and surface  
mounted components  
black

**BSC7PBL**



**Wall-mounted bath mixer**  
black

**BSC1BL**





**BSC7BL** Wall-mounted shower mixer  
**NP24-BL** Sliding shower set with rainfall







**BZI11** Wall-mounted bath mixer with spot shower

**BZI2** Standing washbasin mixer

# ZICCO

## Beyond standards

Designing the bathroom we'd like to put ourselves out a bit more. We want to freely combine contrasts, thus creating our own unique style. Zicco mixers presenting a cubist and modern form are ideal for such a bathroom, where we base

on simple forms, textures and patterns.

To ensure that the whole interior is not too flashy, it's better if we pay attention to choosing calm colours of the finishes.



**BZI2** Standing washbasin mixer

### SINK

### BIDET



**Standing washbasin mixer**  
G5/4 click-clack  
chrome

**BZI2**



**Wall-mounted washbasin mixer**  
ceramic sink/shower switch  
spout 220 mm  
chrome

**BZI3A**



**Wall-mounted washbasin and bath tub mixer**  
ceramic sink/shower switch  
spout 350 mm  
chrome

**BZI55A**



**Bidet standing mixer**  
G5/4 automatic drain plug  
chrome

**BZI6**



## Original detail in Your bathroom

The Zicco bath mixer is an attractive detail when connected with modern wooden walling that serves as a background. The simple form of rosettes and shower handles emphasizes the modern style of the mixer.



**BZI11** Wall-mounted bath mixer  
with spot shower



SHOWER

BATH



**Wall-mounted shower mixer**  
with spot shower  
chrome

**BZI77**



**Build-in shower mixer**  
a set of concealed and surface  
mounted components  
chrome

**BZI7PA**



**Wall-mounted bath mixer**  
with spot shower  
automatic bath/shower switch  
with a lock  
chrome

**BZI11**





- BZI2BL** Standing washbasin mixer
- BZI7BL** Wall-mounted shower mixer
- NP24BL** Shower set with rainfall
- BZI1BLW** All-mounted bath mixer
- W33** Shower hose
- S190VL-B** Shower handle
- U2170-B** Single-point handle holder



# ZICCO BLACK

## The unique form

White counterbalanced with grey is an ideal choice for people who like peace and harmony in the interior. Simplicity of forms and natural stone is the base for using black fittings.

These strong accents of Zicco Black mixers give character to the whole interior, creating a simple yet original bathroom.



- BZI2BL** Standing washbasin mixer
- BZI1BLW** All-mounted bath mixer
- W33** Shower hose
- S190VL-B** Shower handle
- U2170-B** Single-point handle holder

SINK ————— BIDET



**Standing washbasin mixer**  
black

**BZI2BL**



**Bidet standing mixer**  
black

**BZI6BL**

Minimalism in form and comfort in using the shower are concealed solutions.

Zicco Black allows you to equip your bathing area with universal wall-mounted or flush-mounted mixers. It is the individual preferences and needs of the user that should decide on the type of mixer.



**BZI7BL** Wall-mounted shower mixer  
**NP24-BL** Shower set with rainfall

#### SHOWER



**Wall-mounted shower mixer**  
black

**BZI7BL**

#### BATH



**Wall-mounted bath mixer**  
automatic bath/shower switch  
with a lock  
black

**BZI1BL**







**BTP2** Standing washbasin mixer  
**BTP1** Wall-mounted bath mixer  
**NP21** Sliding shower set with rainfall

# PADWA

In your own style

The Padwa line has gained its popularity thanks to a very original handle. Its shape resembles a wave. In addition to the beautiful line it is very ergonomic and perfectly fits into the holiday climate, in which this interior was arranged.

Tastefully selected accessories, functional and durable bathroom fittings guarantee that the bathroom will become an interior adored by everyone not only for aficionados of sailing.



**BTP2** Standing washbasin mixer

**SINK**

**BIDET**



**Standing washbasin mixer**  
G5/4 automatic metal drain  
plug  
chrome

**BTP2**



**Standing washbasin mixer**  
swivel spout  
spout 160 mm  
chrome

**BTP3**



**Bidet standing mixer**  
chrome

**BTP6**

## Every day is a holiday

Sailing is my life. Moments spent on water give me energy and a lot of joy. I have arranged my bathroom in a nautical style, thanks to that the seaside climate accompanies me all year round. The combination of white and navy blue and perfectly matched fittings bring back memories and allows me to make plans for my next trips during my evening baths.



### SHOWER



**Wall-mounted shower mixer**  
chrome

**BTP7**

### BATH



**Wall-mounted bath mixer**  
automatic bath/shower switch  
with a lock  
chrome

**BTP1**



**Multiple-hole bath mixer**  
automatic bath/shower switch  
with a lock  
pull-out shower handle  
chrome

**BTP11A**



**BTP1** Wall-mounted bath mixer  
**NP21** Sliding shower set with rainfall





- BVN1VL** Wall-mounted bath mixer
- U500** Spot shower set
- 6129.0** Double rail towel hanger
- BVN7VL** Wall-mounted shower mixer
- N140B** Sliding shower set
- 6101.0** Round towel rail
- BVN2VL** Standing washbasin mixer
- S282** Bottle siphon
- 6868.0** Cosmetic mirror on arm





# VENETO VERDELINE

## Towards nature

The Boho style in a bathroom is full of natural accessories and allows one to freely arrange space.

It is a proposal for all those whose lifestyle and ideas also permeate the furnishing of their homes. Water saving and value resulting from conscious

management of natural resources is an additional advantage should you choose Veneto Verdeline mixers. Veneto Verdeline products are equipped with a system that allows for lower water consumption without losing the comfort of using the full jet.



**6101.0** Round towel rail  
**BVN2VL** Standing washbasin mixer  
**6868.0** Cosmetic mirror on arm

### SINK

### BIDET



**Standing washbasin mixer**  
 FerroClick ceramic cartridge  
 Ferro Easy Clean System  
 chrome

**BVN2VL**

**Standing counter washbasin mixer**  
 FerroClick ceramic cartridge  
 Ferro Easy Clean System  
 chrome

**BVN2LVL**

**Bidet standing mixer**  
 FerroClick ceramic cartridge  
 Ferro Easy Clean System  
 chrome

**BVN6VL**





## Ecological solutions

Water saving is the direction of product development that has been a major point of reference for Ferro for several years now. As the first Polish manufacturer Ferro took part in product certification in this respect. The ecological aspects are extremely important and new implementations are constantly being worked on.

### ECO+

This label is used to mark products with ecological solutions. Their application will reduce water consumption compared to standard products.



**BVN7VL**  
**N140B**  
**6101.0**

Wall-mounted shower mixer  
Sliding shower set  
Round towel rail



**BVN1VL**  
**U500**

Wall-mounted bath mixer  
Spot shower set

SHOWER

BATH



**Wall-mounted shower mixer**  
FerroClick ceramic cartridge  
chrome

**BVN7VL**



**Wall-mounted bath mixer**  
FerroClick ceramic cartridge  
chrome

**BVN1VL**



**BAG7P-SET1-S** Flush-mounted shower set  
**AC01** Metal soap dish  
**AC16** Double rail towel hanger  
**BES2L** Standing counter washbasin mixer







# ESPACIO

Allow yourself moments of relaxation

While arranging my bathroom I was guided by the need to create a comfortable space, in which there will be an atmosphere of harmony and tranquillity. I decided to use warm natural colours, and the only dominant motif is the rich texture of the wall motifs connecting the whole zone of rest and relaxation.

Choosing the mixers was no problem. The slim lines of the Espacio mixers and well thought-out shape of the handle allowed to create an extremely stylish arrangement. Ferro's wide range of products allowed me to choose the right accessories and a shower and a sprinkler system creating a perfect set.



**AC16** Double rail towel hanger  
**BES2L** Standing counter washbasin mixer

SINK ————— BIDET ————— SHOWER ————— BATH —————



**Standing washbasin mixer**  
G5/4 click-clack drain plug  
chrome

**BES2**



**Standing counter washbasin mixer**  
chrome

**BES2L**



**Bidet standing mixer**  
G5/4 automatic drain plug  
chrome

**BES6**



**Wall-mounted shower mixer**  
chrome

**BES7**



**Wall-mounted bath mixer**  
automatic bath/shower switch  
with a lock  
chrome

**BES1**

## My own home SPA

Neutral beige elements and light wood create a space where I can wind down and relax after a hard day's work. My home spa and the treatments that I love so much allow me to regain my inner peace.



**BES2L** Standing counter  
washbasin mixer  
**AC16** Double rail towel  
hanger

The installation of practical accessories facilitates daily hygiene activities. If they are additionally beautiful and carefully finished, I guarantee that we will create a dream interior.







- BLB1VL** Wall-mounted bath mixer
- U170B** Spot shower set
- BLB2VL** Standing washbasin mixer
- AD11** Towel rail

# ALBA VERDELINE

I want to create a better world

As a journalist working on materials from around the world, I know that environmental issues are not always communicated strongly enough. Every one of us has an impact on the environment and environmental issues are important to me when choosing products. When I was decorating my home, I decided to use Alba Verdeline mixers,

which meet all my expectations regarding ecology. The multidimensionality of white used in my bathroom, additionally counterbalanced with pastel accents, is a perfect background for shiny, chrome mixers. I opted for bathroom fittings and accessories that are very simple and classic in finish and form.



BLB2VL Standing washbasin mixer

SINK ————— BIDET ————— SHOWER ————— BATH



**Standing washbasin mixer**  
FerroAirMix M24x1 aerator  
G5/4 click-clack drain plug  
Ferro Easy Clean System  
chrome

**BLB2VL**



**Bidet standing mixer**  
FerroAirMix M24x1 aerator  
Ferro Easy Clean System  
chrome

**BLB6VL**



**Wall-mounted shower mixer**  
water flow limiter  
chrome

**BLB7VL**



**Build-in shower mixer**  
a set of concealed and surface  
mounted components  
water flow limiter  
chrome

**BLB7PVL**



**Wall-mounted bath mixer**  
flow limiter for the shower  
output  
chrome

**BLB1VL**

## Save water - the world is in your hands

The selection of fittings, heating control systems, as well as appliances with high energy-saving parameters is the basis for furnishing your own apartment or house. Apart from savings, this gives us a sense of having an impact on the environment.



### ECO+

This label is used to mark products with ecological solutions. Their application will reduce water consumption compared to standard products.



**BLB1VL** Wall-mounted bath mixer  
**U170B** Spot shower set

In order to compose a set that meets your individual needs, some bathtub mixers are offered without shower sets. This allows you to choose between a spot set, sliding set or a shower column.









**BTG1VL** Wall-mounted bath mixer  
**U300** Spot shower set  
**BTG2VL** Standing washbasin mixer

# TIGA VERDELINE

## Take control



The bravura combination of the retro style of the tenement house with modern equipment turns out to be a great success. The huge bathing saloon from a bygone era and very modern Tiga Verdeline bathroom fittings is a surprising and unusual duo, but perfectly fulfilling its function.

The versatility of the style of the Tiga Verdeline mixers allows you to compose in many styles and different colours. What is important is that they allow you to save water by reducing its consumption without changing habits.



**BTG2VL** Standing washbasin mixer

### SINK

### BIDET



**Standing washbasin mixer**  
FerroAirMix M24x1 aerator  
G5/4 click-clack drain plug  
Ferro Easy Clean System  
chrome

**BTG2VL**



**Standing washbasin mixer**  
FerroAirMix M24x1 aerator  
Ferro Easy Clean System  
swivel spout  
chrome

**BTG2AVL**



**Wall-mounted washbasin mixer with shower connection**  
swivel spout  
spout 220 mm  
chrome

**BTG3A**



**Bidet standing mixer**  
FerroAirMix M24x1 aerator  
Ferro Easy Clean System  
chrome

**BTG6VL**



## Travelling has taught us to respect water

We realize that sometimes one litre of water is a lot. The images of areas affected by drought, that we visited during our travels, shall remain in my memory forever. In our own household we make sure to use it in moderation.



**BTG1VL** Wall-mounted bath mixer  
**U300** Spot shower set

### SHOWER



**Wall-mounted shower mixer**  
water flow limiter  
chrome

**BTG7VL**



**Build-in shower mixer**  
2-function  
a set of concealed and surface  
mounted components  
chrome

**BTG7PVL**

### BATH



**Wall-mounted bath mixer**  
flow limiter for the shower  
output  
chrome

**BTG1VL**







- BAQ3PA18** Built-in washbasin mixer
- AC07** Single towel rail
- AC34** Soap dispenser
- AC03** Single glass
- S282** Bottle siphon
- BAQ11P** Built-in bath mixer



# ALGEO SQUARE

## Freedom of choice

Working as a photographer has made me focus on the spaciousness of the rooms when arranging the apartment for my family and I have taken care of all the details regarding the equipment. I decided to choose Algeo Square for my bathroom because of its modern flush-mounted

solutions used for mixers and their interesting form and tastefully selected shape of the handle, as well as the beautiful rectangular rosette. The unique form of the bathtub and washbasin mixer are the most eye-catching elements.



**BAQ3PA18** Built-in washbasin mixer  
**AC34** Soap dispenser  
**AC03** Single glass  
**S282** Bottle siphon

## See yourself in every interior

Modern mixers fit perfectly even with loft bathroom equipment. Discreet concealed installation, a simple handle and a spout – all in harmony with the rawness of brick and concrete.



**BAQ3PA18** Built-in washbasin mixer  
**AC07** Single towel rail  
**AC34** Soap dispenser  
**AC03** Single glass

### SINK

### BIDET



**Standing washbasin mixer**  
 G5/4 click-clack drain plug  
 chrome

**BAQ2**



**Standing counter washbasin mixer**  
 chrome

**BAQ2L**



**Wall-mounted washbasin mixer**  
 with shower connection  
 spout 220 mm  
 chrome

**BAQ3A**

spout 350 mm

**BAQ5A**



**Built-in washbasin mixer**  
 a set of concealed and surface  
 mounted components  
 180 mm spout  
 chrome

**BAQ3PA18**

spout 220 mm

**BAQ3PA22**




**Bidet standing mixer**  
 G5/4 automatic drain plug  
 chrome

**BAQ6**

## Comfortable and well-conceived solutions

A common bath and shower panel is a convenient solution for bathrooms. The comfortable shower handle integrated with the mixer creates a minimalistic, modern and functional device.



**The pull-out handle of the multiple-hole shower mixer** is an aesthetic and practical solution that makes it easy to keep the mixer and shower hose clean. The practical handle provides stability and allows for easy attachment of the shower handle.

### SHOWER



**Wall-mounted shower mixer**  
chrome

**BAQ7**



**Build-in shower mixer**  
2-function  
a set of concealed and surface  
mounted components  
chrome

**BAQ7P**

### BATH



**Wall-mounted bath mixer**  
automatic bath/shower switch  
with a lock  
chrome

**BAQ1**



**Multiple-hole bath mixer**  
pull-out shower handle  
chrome

**BAQ11A**



**Built-in bath mixer**  
190 mm spout  
a set of concealed and surface  
mounted components  
chrome

**BAQ11P**





**BAQ11P** Built-in bath mixer

# ALGEO SQUARE BLACK/CHROME

Compact and modern

In the rooms where we have focused on light and a calm finish of the walls, attention is drawn to a very thoughtful play of artificial and natural lights and the dominant interesting form of fittings in black-chrome finish. The shape and finish of the

handle and spouts is an extremely attractive element of the black mixer. Despite calm and classic materials, the whole interior takes on a specific character.

- BAQ2BLC** Standing washbasin mixer
- BAQ7BLC** Wall-mounted shower mixer
- NP22-BL** Sliding shower set with rainfall
- AC04** Double glass



## Have fun with details

The combination of chrome and black gives us double possibilities in choosing fittings for interiors. We can boldly combine them with chrome accessories and black showers. The final composition depends on us. For the Algeo Square Black/Chrome mixer I have chosen a black shower set, which combines a shower room and a sliding shower. I just love modern and multifunctional solutions.



BAQ2BLC Standing washbasin mixer  
BAQ7BLC Wall-mounted shower mixer  
NP22-BL Sliding shower set with rainfall  
AC04 Double glass

SINK ————— BIDET ————— SHOWER ————— BATH —————



**Standing washbasin mixer**  
black/chrome

**BAQ2BLC**



**Standing counter washbasin mixer**  
black/chrome

**BAQ2LBLC**



**Bidet standing mixer**  
black/chrome

**BAQ6BLC**



**Wall-mounted shower mixer**  
black/chrome

**BAQ7BLC**



**Wall-mounted bath mixer**  
automatic bath/shower switch  
with a lock  
black/chrome

**BAQ1BLC**







- AD15** Toilet paper holder
- BDJ2** Standing washbasin mixer
- BDJ7** Wall-mounted shower mixer
- N360VL** Sliding shower set
- AD04** Double glass
- AD02** Glass soap dish



# DIJON

## Beauty lies in details

The multitude of accessories and numerous equipment elements have been slightly neutralized by the classic form of Dijon mixers. Small elements and chrome-plated accessories did not overshadow the idea of the architect,

who basically focused on copper elements in this bathroom. The whole creates a harmonious space. The timeless style of mixers and accessories will allow you to change space by just replacing decorative elements.





SINK ————— BIDET —————



**Standing washbasin mixer**  
chrome

**BDJ2**



**Bidet standing mixer**  
chrome

**BDJ6**

SHOWER ————— BATH —————



**Wall-mounted shower mixer**  
chrome

**BDJ7**



**Wall-mounted bath mixer**  
chrome

**BDJ1**

**BDJ7** Wall-mounted shower mixer  
**N360VL** Sliding shower set  
**AD02** Glass soap dish









- AC07** Single towel rail
- BF12A** Standing washbasin mixer
- AC04** Double glass
- S282** Bottle siphon
- BF17P** Build-in shower mixer
- NPT01** Shower set
- N320** Sliding shower set



# FIESTA

Timeless and elegant

The most interesting element of the Fiesta mixer is its handle. An interesting, modernist form ideally composed with the cylindrical shape of the body creates an entirely stylish mixer. Interior design trends determine our selection of finishing materials not only from the range

of tiles and stones, but also from a wide range of modern wallpapers designed for bathrooms. The seemingly dark interior is balanced with light ceramics and beautiful fittings, creating a very tasteful whole.



**BF12A** Standing washbasin mixer  
**AC04** Double glass

SINK

BIDET



**Standing washbasin mixer**  
G5/4 click-clack drain plug  
chrome

**BF12**



**Standing washbasin mixer with swivel spout**  
swivel spout  
chrome

**BF12A**



**Standing counter washbasin mixer**  
swivel spout  
chrome

**BF12L**



**Bidet standing mixer**  
G5/4 automatic drain plug  
chrome

**BF16**

**BF17P** Build-in shower mixer  
**NPT01** Shower set  
**N320** Sliding shower set

## More possibilities in the shower

The flush-mounted dual-function shower mixer allows for the installation and the use of a shower or a rain shower according to our preferences.

### SHOWER



**Wall-mounted shower mixer**  
chrome

**BF17**



**Build-in shower mixer**  
2-function  
a set of concealed and surface  
mounted components  
chrome

**BF17P**

### BATH



**Wall-mounted bath mixer**  
automatic bath/shower switch  
with a lock  
chrome

**BF11**

## Apartment luxury

I wanted to create a unique and stylish space for my bathing salon and thus dreamt of a tub in the middle of the bathroom. I chose a Fiesta free-standing bathtub mixer - simple yet very elegant. The column ended with a flat spout fits well with classic and modern bathtubs.

BATH



**Freestanding bath mixer**  
underfloor 1/2" connection set  
Included  
chrome

**BFI11F**







- BAG1** Wall-mounted bath mixer
- S40** Shower handle
- AC25** Bath handle
- AC01** Metal soap dish
- BAG2A** Standing washbasin mixer with swivel spout
- S286** Oval siphon
- 6172.0** Cosmetics container
- 6109.0** Single rail hanger
- BAG7** Wall-mounted shower mixer
- NP24** Sliding shower set with rainfall







# ALGEO

## Idyllic climate

In the seemingly small space of the attic we managed to arrange a large space for a functional bathroom. We placed the bathtub under the slanting ceiling and the shower in the additional corner. The Algeo line mixers fit perfectly to the

classic style of wooden accessories. The swivel spout of the semi-circular washbasin mixer is extremely functional. The mixers from the same line have been installed in the shower and bath tub to create a stylish whole.



### SINK



**Standing washbasin mixer**  
G5/4 automatic drain plug  
chrome

**BAG2**



**Standing counter washbasin mixer**  
chrome

**BAG2L**



**Standing washbasin mixer with swivel spout**  
swivel spout  
chrome

**BAG2A**



**Standing washbasin mixer with swivel spout**  
swivel spout  
chrome

**BAG2AA**



**Built-in washbasin mixer**  
a set of concealed and surface  
mounted components  
180 mm spout  
chrome

**BAG3PA18**

spout 220 mm

**BAG3PA22**

## Your idea is a challenge for us

A small corner is enough to create a great shower area. The mixer, drain and the most important element of a perfectly matched shower set with a rain shower and a handle on a sliding bar will make a perfect whole. Equipped with a shelf for cosmetics and the possibility of adjusting the handle position, the shower set is a durable and functional solution for bathrooms.

### BIDET



**Bidet standing mixer**  
chrome

**BAG6**

### SHOWER



**Wall-mounted shower mixer**  
chrome

**BAG7**



### BATH



**Built-in shower mixer**  
a set of concealed and surface  
mounted components  
chrome

**BAG7PA**



**Built-in shower mixer**  
a set of concealed and surface  
mounted components  
chrome

**BAG7P**



**Wall-mounted bath mixer**  
chrome

**BAG1**



**Multiple-hole bath mixer**  
chrome

**BAG11A**



**Built-in bath mixer**  
a set of concealed  
and surface mounted  
components  
chrome

**BAG11P**







- BAG7BL** Wall-mounted shower mixer
- NP21-BL** Sliding shower set with rainfall
- BAG2BL** Standing washbasin mixer

# ALGEO BLACK

In line with trends

The hexagonal motif of the shelves and white tiles arranged with a shift creating a brick effect is an interesting base for accessories, which can include the black Algeo mixer with

a matching shower set. Algeo mixers perfectly complemented the arrangement in its entirety creating a bold interior.



**BAG2BL** Standing washbasin mixer

SINK

BIDET



**Standing washbasin mixer**  
black

**BAG2BL**



**Standing counter washbasin mixer**  
black

**BAG2LBL**



**Standing washbasin mixer with swivel spout**  
black

**BAG2ABL**



**Bidet standing mixer**  
black

**BAG6BL**

# Universal design for any interior

Good quality bathroom mixers with a fashionable black finish are the perfect start to complete your bathroom fittings. The patterns and textures of the walls can be selected according to your taste and needs.

Dual showers are a perfect complement to black taps



SHOWER ————— BATH



Wall-mounted shower mixer  
black

**BAG7BL**



Wall-mounted bath mixer  
black

**BAG1BL**







- 6156.0** Double rail hanger
- XD2** Standing washbasin mixer
- 6157.0** Double glass
- XD7** Wall-mounted shower mixer
- N160** Sliding shower set
- 6158.0** Glass corner shelf with railing



# RETRO NEW

## Noble pedigree

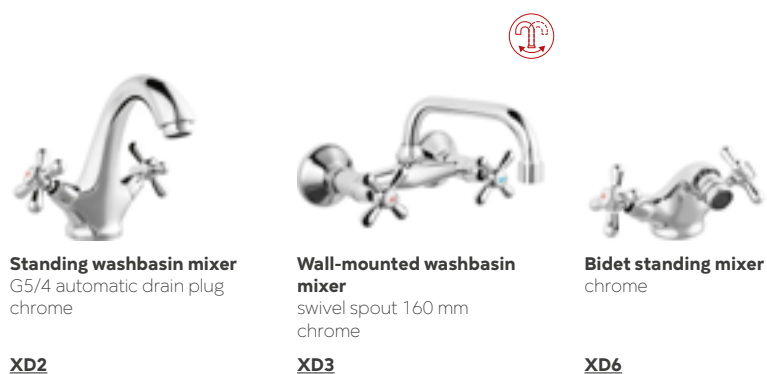
Entering my apartment you will notice my sentiment for the 1920s. I love the art of that epoch. The Retro New mixers line defines my style. The beautiful, stylized mixer is an indispensable

accessory in my bathroom. The most beautiful element of the Retro New mixer are the knobs shaped like windmills, precisely finished with temperature indications.



6156.0 Double rail hanger  
XD2 Standing washbasin mixer  
6157.0 Double glass

SINK ————— BIDET



**Standing washbasin mixer**  
G5/4 automatic drain plug  
chrome

**XD2**

**Wall-mounted washbasin mixer**  
swivel spout 160 mm  
chrome

**XD3**

**Bidet standing mixer**  
chrome

**XD6**



## The world at your feet

Style and chic are qualities that I value in film stars of bygone days. The retro style is invariably fashionable and attractive, inspiring us to create climatic interiors. I chose the Retro sliding shower with a characteristic stylized handle that matched all the equipment of the bathroom. The climate of this interior makes me feel as if I have time-jumped to these wonderful years.



SHOWER ————— BATH —————



Wall-mounted shower mixer  
chrome

**XD7**



Wall-mounted bath mixer  
chrome

**XD11**

**XD7** Wall-mounted shower mixer  
**N160** Sliding shower set  
**6158.0** Glass corner shelf with railing









- AD15 Toilet paper holder
- AD17 Toilet brush
- BVN2VL Standing washbasin mixer
- BVN7VL Wall-mounted shower mixer
- N360VL Sliding shower set
- AD04 Double glass
- AD02 Glass soap dish



# GRACE

## Modern chic

The Grace accessories collection is characteristic for its modern and simple shaped rosettes, original finish and excellent quality of material.

They are a perfect fit for modernist bathrooms, without imposing their own style onto the interior.



**AC34** Soap dispenser  
**AC03** Single glass  
**BAQ3PA22** Built-in washbasin mixer

### SINK ACCESSORIES



**Metal soap dish**  
chrome

**AC01**



**Glass soap dish**  
chrome

**AC02**



**Soap dispenser**  
chrome

**AC34**



**Single glass**  
chrome

**AC03**



**Double glass**  
chrome

**AC04**

TOWEL RAILS



**Single rail hanger**  
chrome

AC05



**Double rail hanger**  
chrome

AC06



**Round towel rail**  
chrome

AC11



**Towel rail**  
single 450 mm  
chrome

AC07

single 600 mm

AC09



**Towel rail**  
double 450 mm  
chrome

AC08

double 450 mm

AC10



**Towel rail**  
double  
chrome

AC16



**Glass shelf - 500 mm**  
chrome

AC13

WC ACCESSORIES



**Toilet paper hanger**  
chrome

AC33



**Toilet paper holder**  
chrome

AC15



**Toilet brush**  
chrome

AC14



**Toilet brush**  
chrome

AC17

# AUDREY

## Universal forms

The accessories of the Audrey collection are tempting because of their original form of

rosettes. Tongue shaped mountings go well with classic bathroom furnishings.



**AD03** Single glass  
**AD34** Soap dispenser  
**BSL2** Standing washbasin mixer  
**AD09** Single towel rail

### SINK ACCESSORIES



**Glass soap dish**  
chrome

**AD02**



**Soap dispenser**  
chrome

**AD34**



**Single glass**  
chrome

**AD03**



**Double glass**  
chrome

**AD04**



## A perfect fit guarantees creating a perfect interior

Ferro's offer allows you to compose ideal sets of fittings and accessories. It is often the form of rosettes that determines the fit to the mixer. Audrey's collection looks great in the company of such mixer lines as Alba or Stilo.

### TOWEL RAILS



**Double rail hanger**  
chrome

**AD06**



**Towel rail**  
chrome

**AD11**



**Towel rail**  
single 450 mm  
chrome

**AD07**

single 600 mm

**AD09**



**Towel rail**  
double 450 mm  
chrome

**AD08**

double 450 mm

**AD10**



**Glass shelf - 500 mm**  
chrome

**AD13**

### WC ACCESSORIES



**Toilet paper holder**  
chrome

**AD15**



**Toilet brush**  
chrome

**AD14**



**Toilet brush**  
chrome

**AD17**









**NP25VL** Sliding shower set with rainfall  
**BLB7VL** Wall-mounted shower mixer

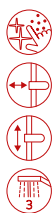


# Shower sets

Modern comfort

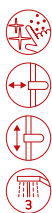
A modern shower, apart from providing a comfortable bath, should also decorate the bathroom interior. That is why Ferro offers functional shower sets, equipped with thermostatic mixers, water-saving components as well as concealed sets with a mixer and a rain shower. Sets with elegant rain showers and shower handles in a geometric or round form, covered with shiny chrome coating, look great in modern shower cabins.

## RAINFALL SHOWER SYSTEMS AND MIXER



**FIESTA**  
rainfall shower system  
and bath mixer

**NP79-BFI13U**



**ALGEO**  
rainfall shower system  
and bath mixer

**NP78-BAG13U**



**TREVI BLACK**  
rainfall shower system  
and thermostatic mixer

**NP75-TRV7U-BL**



**TREVI**  
rainfall shower system  
and thermostatic mixer

**NP75-TRV7U**



**TREVI SQUARE BLACK**  
rainfall shower system  
and thermostatic mixer

**NP75SQ-TRV7U-BL**



NP79-BF113U Rainfall shower system and bath mixer

## SHOWER SETS

### Relaxing shower after a hard day

It is worthwhile to equip the bathroom with a rain shower. Using it provides a sense of regeneration and refreshment.



#### RAINFALL SHOWER SYSTEMS AND MIXER



**TREVI SQUARE**  
rainfall shower system  
and thermostatic mixer

NP75SQ-TRV7U



**ALGEO**  
rainfall shower system  
and thermostatic mixer

NP71-BAG7U



**ALGEO SQUARE**  
rainfall shower system  
and thermostatic mixer

NP74-BAQ7U



**TRINITY**  
rainfall shower system  
and thermostatic mixer

NP71-TRM7U



## Ferro showers EASY CLEAN system

Those who had the pleasure of showering under a rain shower do not need to be convinced of its advantages. When buying one make sure to choose a product equipped with an easy clean descaling system. Thanks to easy maintenance it will serve you for many years.



### SHOWER SETS WITH RAINFALL



**AMIGA VERDELINE**  
sliding shower set with rainfall

**NP25VL**



**AMIGO VERDELINE**  
sliding shower set with rainfall

**NP26VL**



**RONDO LUX**  
sliding shower set with rainfall

**NP23**



**RONDO LUX**  
sliding shower set with rainfall

**NP23-BL**



**SQUERTO LUX**  
sliding shower set with rainfall

**NP24**



**BAG7BL** Wall-mounted shower mixer  
**NP23-BL** Sliding shower set with rainfall  
**BAG6BL** Bidet standing mixer



#### Vertical and horizontal adjustment

The vertical adjustment function of the shower mountings allows for optimal installation, e.g. between tiles or in pre-existing holes. Horizontal adjustment allows to increase the distance of the bar from the wall.

#### SHOWER SETS WITH RAINFALL



**SQUERTO LUX**  
sliding shower set with rainfall

**NP24-BL**



**RONDO**  
sliding shower set with rainfall

**NP21**



**RONDO**  
sliding shower set with rainfall

**NP21-BL**



**SQUERTO**  
sliding shower set with rainfall

**NP22**



**SQUERTO**  
sliding shower set with rainfall

**NP22-BL**



SHOWER SETS

SLIDING SHOWER SETS



**RETRO OLD BRONZE**  
sliding shower set

**N160BR**



**RETRO**  
sliding shower set

**N160**



**VIGO**  
sliding shower set

**N320**



**DOPPIO VERDELINE**  
sliding shower set

**N360VL**



**QUADRO**  
sliding shower set

**N110**



**TUTTI**  
sliding shower set

**N340**



**EVO**  
sliding shower set

**N130B**



**SIMPLA**  
sliding shower set

**N120**



**SINUS**  
sliding shower set

**N170B**



**SOLENO**  
sliding shower set

**N300A**



**NESSA**  
sliding shower set

**N350B**



**BELLIS**  
sliding shower set

**N180B**



**EMO**  
sliding shower set

**N140B**



**EGO**  
sliding shower set


**N150B**

# Built-in shower sets

Minimalist form

**Built-in shower sets are characterized by a minimalistic, modern design, which perfectly harmonizes with the most fashionable trends in bathroom design.** A great advantage of pre-wall fittings is the reduction of external elements to a minimum, which prevents damage and makes it easier to keep them clean. Ferro products include both concealed mixers as well as shower sets and BOXES with flush-mounted mixers.

## BUILT IN SHOWER SETS



**ALGEO SQUARE**  
built in shower sets

**BAQ7P-SET1-S**



**ALGEO**  
built in shower sets

**BAG7P-SET1-S**





## We focus on modernity

Our apartment truly proves that we can create the perfect home and furnish it with fashion and functionality. Good solutions and quality of products are most important and this perfectly characterizes all Ferro products.



**BAG7P-SET1-S** Flush-mounted shower set



# Compile your own built-in shower set

If you haven't found any built-in shower sets among the ready-made proposals, you can easily compose a set tailored to your individual needs.

### Selection of control elements

#### Built in single function mixer

The choice of mixer is crucial and determines the number of devices we want to use in the shower. A single-function mixer allows you to connect one element of water flow, most often a point or sliding shower set.

You can choose:

**Function 1**



#### Built in single triple-function mixer

Choosing a dual-function mixer we have the possibility to connect 2 elements of water flow, in addition to the rain shower system also spot or sliding shower.

You can choose:

**Function 1 + Function 2**




#### Flush-mounted triple-function mixer

The three-function mixer allows you to connect 3 products to the water outlet. You can use the top rain shower, shower and spout by freely switching on the control element.

You can choose:

**Function 1 + Function 2 + Function 3**



**BAG7P2BOX** Build-in shower mixer  
box kit

**PKN04** Universal angled connector for shower hose  
**S340** Shower handle

## One shower zone - many functions

In order for all users to be able to use the shower according to their own preferences, from the upper sprinkler to the bathtub spout, if the concealed set is mounted above the bathtub, it is enough to choose a certain number of functions, and the water flow elements can be selected according to the style of the interior design and the amount of space to be developed.

### Choice of water outlet source

---

#### Function 1

As a source of water we can choose a shower (spot or sliding) or a rain shower (for the correct connection of a shower set it is necessary to use an angle connection).



#### Function 2

The second source of water is, for instance, a rain shower, which can be placed on the wall or ceiling.



#### Function 3

The third water source for triple-function mixers can be a bath spout, if a pre-wall installation kit is provided for the bathing area.





BUILT-IN SHOWER SETS

BUILT-IN MIXERS



**STRATOS**  
Build-in shower mixer  
1-function  
a set of concealed and surface  
mounted components  
chrome

BSC7PA



**STRATOS**  
Build-in shower mixer  
2-function  
a set of concealed and surface  
mounted components  
chrome

BSC7P



**ZICCO**  
Build-in shower mixer  
1-function  
chrome

BZI7PA



**ALBA VERDELINE**  
Build-in shower mixer  
2-function  
a set of concealed and surface  
mounted components  
chrome

BLB7PVL



**TIGA VERDELINE**  
Build-in shower mixer  
2-function  
a set of concealed and surface  
mounted components  
chrome

BTG7PVL



**ALGEO SQUARE**  
Build-in shower mixer  
2-function  
a set of concealed and surface  
mounted components  
chrome

BAQ7P



**FIESTA**  
Build-in shower mixer  
2-function  
a set of concealed and surface  
mounted components  
chrome

BFI7P



**ALGEO**  
Build-in shower mixer  
1-function  
a set of concealed and surface  
mounted components  
chrome

BAG7PA



**ALGEO**  
Build-in shower mixer  
2-function  
a set of concealed and surface  
mounted components  
chrome

BAG7P



**ADORE WHITE CHROME**  
Build-in shower mixer  
2-function  
a set of concealed and surface  
mounted components  
white-chrome

BDR7P



**ADORE BLACK CHROME**  
Build-in shower mixer  
2-function  
a set of concealed and surface  
mounted components  
black-chrome

BDR7PBL



**STRATOS BLACK**  
Build-in shower mixer  
1-function  
a set of concealed and surface  
mounted components  
black

BSC7PABL



**STRATOS BLACK**  
Build-in shower mixer  
2-function  
a set of concealed and surface  
mounted components  
black

BSC7PBL

## BUILT-IN BOXES


**ALGEO SQUARE**  
**Build-in shower mixer**  
**box kit**

3-function  
a set of concealed and surface  
mounted components  
chrome

**BAQ7P3BOX**


**ALGEO SQUARE**  
**Build-in shower mixer**  
**box kit**

2-function  
a set of concealed and surface  
mounted components  
chrome

**BAQ7P2BOX**


**FIESTA**  
**Build-in shower mixer**  
**box kit**

3-function  
a set of concealed and surface  
mounted components  
chrome

**BFI7P3BOX**


**FIESTA**  
**Build-in shower mixer**  
**box kit**

2-function  
a set of concealed and surface  
mounted components  
chrome

**BFI7P2BOX**


**ALGEO**  
**Build-in shower mixer**  
**box kit**

3-function  
a set of concealed and surface  
mounted components  
chrome

**BAG7P3BOX**


**ALGEO**  
**Build-in shower mixer**  
**box kit**

2-function  
a set of concealed and surface  
mounted components  
chrome

**BAG7P2BOX**

Built-in boxes complement the most popular Ferro mixers collections: Algeo, Algeo Square and Fiesta. They are available in 2- and 3-function variants, which means the number of water sources available in a given solution. Thanks to this, the shower equipment can be configured according to individual needs (pp. 112-113).

## Convenience and modernity

Complete concealed units are a new solution offered by FERRO. The mixer controls are enclosed in a green box, which is designed for wall mounting. They complement the most popular mixer collections. In this solution, internal and external elements of the mixer are supplied, so you do not have to worry about the correct fit. Stable construction of the box ensures simple and quick installation and guarantees reliability of such a solution.



# THERMOSTATIC MIXERS

## Even safer

Thermostatic mixers are the ideal solution for all those who appreciate the comfort of bathing and the certainty that the morning will not begin with a cold shower. The fixed temperature adjusted

at your favourite level means comfort and safety. Among the advantages of thermostatic mixers are also the ease of use and durability of these products.

SINK

BIDET



**Standing washbasin mixer**  
chrome

**TA2**



**Bidet standing mixer**  
chrome

**TA6**



**NP71-TRM7U** rainfall shower system and thermostatic mixer



## Comfort of use

To avoid the risk of the user touching the hot body of the mixer, Trinity mixers are equipped with a special Safe Touch System to prevent the mixer from heating up when using the shower.

Such an argument is worth taking into account especially when there are children among users.



### SHOWER




**Wall-mounted shower mixer**  
chrome

**TA7**



**TRINITY**  
**Wall-mounted shower mixer**  
chrome

**TRM7**



**VARESE**  
**Wall-mounted shower mixer**  
chrome

**TAM7**



**METALIA 57**  
**Wall-mounted shower mixer**  
chrome


**57961/1.0**



**METALIA 57**  
**Shower mixer with top connection**  
chrome

**57963/1.0**

### BATH



**METALIA 57**  
**Wall-mounted bath mixer**  
chrome

**57921/1.0**



**Wall-mounted bath mixer**  
chrome

**TA1**

## RAINFALLS AND ACCESORIES

### BUILT-IN SHOWER SETS



**Shower set**  
with 2-function head

**NPG01**



**ROTONDO**  
shower set 9"  
Ø 220 mm brass plate head

**NPT02**



**ROTONDO**  
shower set 8"  
Ø 202 mm brass plate head

**NPT01**



**ROTONDO**  
Shower set 9"  
Ø 220 mm brass plate head

**NPT03**



**QUADRO**  
Shower set 8"  
brass plate head  
196x196 mm

**NPT04**



### SHOWER ARMS



**Shower arm**  
for shower heads  
L = 120 mm

**RN12**



**Shower arm**  
for shower heads  
L = 350 mm

**RN35**



**QUADRO**  
shower arm for shower heads  
L = 350 mm

**RN35K**



**Shower arm**  
for shower heads  
L = 300 mm

**RNS30**

### SHOWER HEADS



**NIAGARA**  
rainfall shower head  
300x300 mm

**RUPV/246.0**



**NIAGARA**  
rainfall shower head  
450x450 mm

**RUPV/244.0**



**SALTO**  
rainfall shower head  
300 mm

**RUPV/240.0**



**RONDO**  
rainfall shower head  
200 mm

**DSN01**



**SQUERTO**  
rainfall shower head  
200x200 mm

**DSN02**

## You decide what you choose

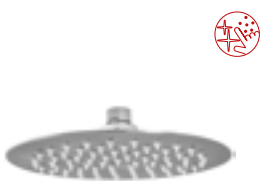
Both the shape and size of the shower heads are the criteria that you decide for yourself when choosing a water source. Ferro offers shower heads with diameters from 20 to 45 cm.




---


### BATH MIXER SPOUTS

---



**SLIM**  
rainfall shower head  
200 mm

**DSN03**



**SLIM**  
rainfall shower head  
200x200 mm

**DSN04**



**Bath mixer spout for built-in  
mixers**

**WWP01**



**Bath mixer spout for built-in  
mixers**

**WWP02**



## SHOWER SETS

### SPOT SHOWERS



**AMIGO VERDELINE**  
water savings spot shower set

**U190VL-B**



**SINUS**  
water savings spot shower set

**U170B**



**SERA**  
water savings spot shower set

**U500**



**SOLE**  
water savings spot shower set

**U300**



**PROMO**  
water savings spot shower set

**U28B**

### SHOWER HANDLE HOLDERS



Single-point shower handle holder

**U33**



Single-point shower handle holder

**U05**



Single-point shower handle holder

**U03**



Single-point shower handle holder

**U2106**



Single-point shower handle holder

**U02**

### SHOWER HANDLES



**AMIGO VERDELINE**  
shower handle 1-function  
stream: rain

**S190VL-B**



**RETRO**  
shower handle 1-function  
stream: rain

**S160**



**GRADO**  
shower handle 6-function  
stream: rain, massage, strong  
rain, mixed, light, mist

**S40**



**SERA**  
shower handle 5-function  
stream: rain, massage, mixed,  
light, mist

**S500**



**LIDO**  
shower handle 3-function  
stream: rain, , massage, mixed

**S13**

## SHOWER HANDLES



**MATTINO**  
shower handle 3-function  
streams: rain, massage, mixed

**S310**



**BELLO 5F**  
shower handle 5-function  
stream: rain, massage, mixed,  
light, mist

**S580B**



**BELLO 3F**  
shower handle 3-function  
streams: rain, massage, mixed

**S380B**



**BELLO 1F**  
shower handle 1-function  
stream: rain

**S180B**



**MODERNO**  
shower handle 1-function  
stream: rain

**S115**



**LIMONE**  
shower handle 5-function  
stream: rain, massage, mixed,  
light, mist

**S868**



**SOLE**  
shower handle 3-function  
streams: rain, massage, mixed

**S300**



**CASA**  
shower handle 3-function  
streams: rain, massage, mixed

**S305**



**QUADRO**  
shower handle 1-function  
stream: rain

**S110**



**DRITTO**  
shower handle 1-function  
stream: rain

**S105**



**STELLA**  
shower handle 1-function  
stream: rain

**S100**



**CORTINA**  
shower handle 3-function  
streams: rain, massage, mixed

**S340**



**CORTESSA**  
shower handle 3-function  
streams: rain, massage, mixed

**S330**



**MILO**  
shower handle 1-function (rain)

**S318**



## ANGLED CONNECTORS AND ANGLE VALVES



BVN7VL Wall-mounted shower mixer  
N360VL Sliding shower set



## Details make the whole picture

Sanitary accessories are a range of products that allow you to choose products that complement the bathroom fittings to suit your requirements and style. It is worth taking care that the style chosen in mixers and showers is also preserved in these small elements.

### CONNECTORS FOR BUILT IN MIXERS



**Universal connector  
for shower hose**

**PKN01**



**ROTONDO**  
Universal angled connector  
for shower hose

**PKN02**



**QUADRO**  
Universal angled connector  
for shower hose

**PKN03**



**Universal angled connector  
for shower hose**

**PKN04**



**QUADRO**  
Universal angled connector  
for shower hose

**PKN05**

### ANGLE VALVES



**QUADRO**  
angle valve  
G1/2x1/2

**Z294**



**QUADRO**  
angle valve  
G1/2x3/8

**Z293**



**ROTONDO**  
angle valve  
G1/2x1/2

**Z296**





**ROTONDO**  
angle valve  
G1/2x3/8

**Z295**



SHOWER HOSES AND LINEAR DRAINS

SHOWER HOSES





**STEEL BLACK**  
shower hose  
L = 150 cm

**W33**





**OLD BRONZE**  
shower hose  
L = 150 cm

**W34**





**GOLD**  
shower hose  
L = 150 cm

**W35**





**WHITE PCV**  
shower hose  
L = 150 cm

**W42**





**BLACK PCV**  
shower hose  
L = 150 cm

**W43**





**SILVER**  
shower hose  
L = 150 cm

**W40**





**SILVER SHINE**  
shower hose  
L = 150 cm

**W41**





**Shower hose reinforced**  
L = 150 cm

**W53**



**Shower hose extensible**  
150 - 200 cm

**W05**




**Shower hose reinforced**  
L = 150 cm

**W47**

L = 200 cm

**W72**



**Shower hose**  
L = 120 cm


**W13**

L = 150 cm

**W12**

L = 175 cm

**W07**



**Shower hose**  
L = 200 cm

**W45**



**Shower hose**  
L = 200 cm

**W44**



**SILVER DUO FLEX**  
shower hose  
L = 150 cm

**W54**



**Shower hose**  
L = 50 cm

**W04**

L = 70 cm

**W06**

## LINEAR DRAINS



**WALL SLIM**  
wall drain  
throughput up to 45 l/min  
300 mm

**OLWS1**



**WALL SLIM**  
wall drain  
throughput up to 45 l/min  
300 mm

**OLWS1-BL**



**EASY NEW**  
linear drain  
throughput: 33 l/min  
600 mm

**OLE1-60**

700 mm

**OLE1-70**

800 mm

**OLE1-80**



## LINEAR DRAINS



**SUPER SLIM PRO**  
linear drain  
throughput up to 48 l/min  
600 mm

**OLSP1-60**

700 mm

**OLSP1-70**

800 mm

**OLSP1-80**



**SUPER SLIM PRO**  
linear drain  
throughput up to 48 l/min  
600 mm

**OLSP1-60-BL**

700 mm

**OLSP1-70-BL**

800 mm

**OLSP1-80-BL**



**PERFECT DRAIN**  
narrow linear drain  
throughput: 25 l/min  
650 mm

**OLS1-65**

750 mm

**OLS1-75**

850 mm

**OLS1-85**



**Linear drain installed under floor tiles**  
throughput: 54 l/min  
700 mm

**OLP1-70**

800 mm

**OLP1-80**



**Linear drain installed under floor tiles**  
throughput: 54 l/min  
700 mm

**OLP1-70-BL**

800 mm

**OLP1-80-BL**



**Linear drain**  
throughput: 54 l/min  
700 mm

**OL70**

800 mm

**OL80**



**Linear drain**  
throughput: 54 l/min  
700 mm

**OL70-BL**

800 mm

**OL80-BL**



**ORA**  
Linear drain  
throughput: 54 l/min  
700 mm

**OL1-70**

800 mm

**OL1-80**



**ORA**  
Linear drain  
throughput: 54 l/min  
700 mm

**OL1-70-BL**

800 mm

**OL1-80-BL**



**Linear drain**  
throughput: 32 l/min  
300 mm

**OL2-30**



SIPHONS AND DRAINS

SIPHONS

---



**QUADRO**  
bottle siphon  
G1 1/4 x 32 mm  
brushed nickel  
**S280NC**



**QUADRO**  
bottle siphon  
G1 1/4 x 32 mm  
chrom  
**S280**



**QUADRO**  
bottle siphon  
G1 1/4 x 32 mm  
black  
**S280-BL**



**Pipe siphon**  
G1 1/4 x 32 mm  
brushed nickel  
**S282NC**



**Pipe siphon**  
G1 1/4 x 32 mm  
chrom  
**S282**



**Pipe siphon**  
G1 1/4 x 32 mm  
black  
**S282-BL**



**Oval siphon**  
G1 1/4 x 32 mm  
chrom  
**S286**



**Brass bidet trap**  
chrom  
**S28**



**Brass washbasin trap**  
with drain screen and stopper  
chrom  
**S29**



**Universal bottle trap**  
chrom  
**S30**



**Universal bottle trap**  
black  
**S30-BL**



**Pipe siphon**  
G1 1/4 x 32 mm  
**S281NC**



**Pipe siphon**  
G1 1/4 x 32 mm  
**S281**

## DRAIN GRILLES



**Drain grille**  
lateral drainage DN50  
steel grille

450.0



**Drain grille**  
lateral drainage DN50  
steel grille

451.0



**Flush-mounted washing  
machine trap DN40**  
for connecting washing  
machines or dishwashers

460.0



**Washing machine trap DN32**  
for connecting washing  
machines or dishwashers

465.0

## DRAIN VALVES



**QUADRO**  
drain valve G5/4  
for washbasins with overflow  
brushed nickel

S284NC



**QUADRO**  
drain valve G5/4  
for washbasins with overflow  
chrome

S284



**QUADRO**  
drain valve G5/4  
for washbasins with overflow  
black

S284-BL



**ROTONDO**  
drain valve G5/4  
for washbasins with overflow  
brushed nickel

S285NC



**ROTONDO**  
drain valve G5/4  
for washbasins without overflow  
chrome

S285B



**ROTONDO**  
drain valve G5/4  
for washbasins without overflow  
black

S285B-BL



**ROTONDO**  
drain valve G5/4  
for washbasins with overflow  
chrome

S285



**ROTONDO**  
drain valve G5/4  
for washbasins with overflow  
black

S285-BL



**Tall drain valve G5/4**  
for countertop washbasins  
without overflow  
chrome

S285-WBP



**Tall drain valve G5/4**  
for countertop washbasins  
without overflow  
chrome

S283-WBP

SIPHONS AND DRAIN VALVES

DRAIN VALVES

---



**Drain valve G5/4**  
for washbasins with overflow  
brushed nickel

S283NC



**Drain valve G5/4**  
for washbasins with overflow  
black

S283-BL



**Drain valve G5/4**  
for washbasins with overflow  
chrome

S283



**Drain valve G5/4**  
for washbasins without overflow  
chrome

S283B



**Drain valve G5/4**  
for washbasins with overflow  
black-chrome

S288PPCB



**Drain valve G5/4**  
for washbasins with overflow  
white-chrome

S288PPC



**Drain valve G5/4**  
for washbasins with overflow  
chrome

S287PP-B



**Automatic washbasin plug  
G5/4**  
chrome

K39TW



**Automatic washbasin plug  
G5/4**  
chrome

K39



## Do you have any questions?

Do you need technical support, product information before buying or are you looking for a spare part? Please contact us! Our advisors will provide comprehensive answers to your questions.



**export@ferro.pl**

**FERRO S.A.**

ul. Przemysłowa 7  
32-050 Skawina  
Polska

**T:** +48 12 25 62 100

**F:** +48 12 27 67 606

**E:** [export@ferro.pl](mailto:export@ferro.pl)

[www.ferro.pl](http://www.ferro.pl)



[/ferro\\_group\\_official](https://www.instagram.com/ferro_group_official)



[/ferro-group](https://www.linkedin.com/company/ferro-group)