FERRO®

CATALOG

2026

Installations and heating technology



Comprehensive solutions for home

There are elements of the installation that remain invisible on a daily basis, but it is precisely these that determine the safety, comfort, and reliable operation of the entire system. Installation and heating fixtures work in the background – they are responsible for the flow, regulation, protection, and stability of the installation, which supports the functioning of the house, apartment, or utility facility every day.

For over 30 years, FERRO has been developing a range of installation solutions, combining experience, market knowledge, and a consistent approach to quality. This catalogue is an overview of products designed for efficient installation, durability and safe operation - from valves and control fittings, through safety elements, to solutions supporting the operation of heating installations. These are products whose quality is best seen where it matters most: in the everyday, trouble-free operation of the entire system.

Catalog 2026

4 Table of contents

6 FERRO Group

15 Installations and heating technology

29 Installation systems

79 Heating control

83 Hydraulic fittings

129 Measuring devices

135 Gas fittings

145 Control and safety fittings

149 Expansion vessels

158 Fittings

185 Pumps

199 Radiators and radiator fittings

236 Spare parts

Table of contents

29 Installation systems

31 FERRO system
32 Press fittings
38 FERRO underfloor heating
39 Compression fittings
42 Electric tools
44 Mechanical tools
46 Accessories for underfloor heating
53 Stainless steel manifolds
58 Brass manifolds
61 Manifold cabinets
64 Mixing groups
68 Sanitary manifolds
70 Accessories for manifolds

79 Heating control

83 Hydraulic fittings

85 F-Comfort ball valves
91 F-Power ball valves
98 Herkules ball valves
101 Angled ball valves with half-union
105 Magnetic dirt separators
106 Other ball valves
107 Other water valves
113 Anti-freeze valves
117 Angle valves
122 Flexible connections
127 Mixing valves
128 Differential valves

129 Measuring devices

131 Pressure gauges
133 Thermomanometers and thermometers
134 Accessories

135 Gas fittings

137 Gas valves
141 Gas filters
143 Gas hoses

145 Control and safety fittings

149 Expansion vessels

151 Universal vessels
153 Vessels for CH
156 Vessels for DHW
157 Accessories for expansion vessels

158 Fittings

159 F-Power brass fittings
168 F-Power chrome-plated brass fittings
171 F-Comfort brass fittings
177 F-Comfort chrome-plated brass fittings
180 F-Comfort brass unions
183 Half-unions for pumps

185 Pumps

186 F-Power circulation pumps
191 F-Comfort circulation pumps
195 Drinking water circulation pumps

199 Radiators and radiator fittings

200 Bathroom radiators
206 Electric heaters
207 Radiator accessories
216 Thermostatic valves
217 Thermostatic heads
220 Radiator valves
223 Radiator sets

236 Spare parts

Get to know
FERRO Group

The FERRO Group is an international organization that has been developing its range of sanitary, installation and heating technology products for years, combining the scale of operations with a careful approach to market needs. The Group's growth is driven by experience, expertise, a broad portfolio of brands, and a consistent commitment to quality and trust. It is these values that make FERRO a reliable business partner with a presence in many markets around the world.

Over 30 years of experience, strong competencies and a modern outlook on the market form the foundation of the FERRO Group. Its development is driven by a clearly defined strategy, consistency in action and the ambition for further growth. These are the factors that build trust among trading partners, suppliers and investors, strengthening FERRO's position as a stable and reliable partner.

The mission of the FERRO Group is to provide safe and durable solutions for the home that meet needs related to domestic water and user comfort. Its foundation is quality, functionality, and an offering developed with the idea of various market and user needs in mind.

Pillars of the FERRO Group

The FERRO Group's growth is built on solid foundations that have guided its activities for years. It is these pillars that enable us to effectively respond to market needs, build a competitive advantage, and consistently expand our operations into new markets.

European manufacturing competences

Know-how and production in Europe
We have our own production plants in Europe, with a key competence center in Znojmo. As a result, we have an in-depth understanding of the technologies and manufacturing processes involved, and we are able to effectively monitor the quality of all implementations across FERRO's extensive product range.

Tailored offer

Solutions for different needs and budgets
FERRO offers products tailored to various market segments – from proven, basic solutions to more technologically advanced products. Each of them is properly designed, priced and positioned so that customers can choose the solution best suited to their needs and capabilities.

Functional design

Design that works
At FERRO, design and practicality come together in every solution.. We design products so that they not only look good, but also provide comfort, intuitive operation and reliable everyday performance. Thanks to this, attractive design goes hand in hand with real user comfort and a sense of peace.

Quality backed by experience

30 years of know-how and up to 15 years of warranty
For over 30 years, we have been developing installation and sanitary solutions, focusing on durability and reliability. Strict quality control, laboratory testing, and compliance with rigorous standards allow us to offer warranties of up to 15 years on select products.

One of the broadest offerings on the market

Brand portfolio with comprehensive installation, heating and sanitary solutions
One of FERRO Group's key strengths is its broad and diversified portfolio of installation, heating and sanitary solutions. This is further strengthened by a House of Brands approach, bringing together a range of brands that address diverse product categories, price segments and customer requirements. Such a structure allows partners to better respond to the diverse needs of customers and operate more effectively in various market segments.

Scale and availability

FERRO products close to customers
An extensive distribution network, logistics facilities, and a strong sales team ensure that FERRO products are widely available in many countries and sales channels.

Expert knowledge and market proximity

Cooperation with installers and project support
We are close to the market and its needs. We maintain constant contact with installers and business partners, supporting them with technical knowledge, training, and project consulting.

After-sales support

Service, spare parts and long-term care
The relationship with the customer does not end with the sale of the product. We ensure the availability of spare parts, service facilities, and technical support, enabling FERRO solutions to operate reliably for many years.

A reliable partner for the future

We grow together with our partners
FERRO consistently develops its operations and international presence. Backed by a clear strategy and ongoing investment in development, FERRO Group provides its partners with the confidence of working with a stable, forward-looking company committed to long-term cooperation.

People and responsibility

A company built by people
Behind the FERRO brand are experienced professionals and a team that continuously develops its expertise and supports customers every day. We are also involved in social activities and ESG initiatives, believing that responsible business builds lasting value.

Potential
and development

The FERRO Group's strength lies in its experience, proven manufacturing capabilities, wide availability, and ability to respond quickly to changing market needs.

It is these pillars that enable the Group to consistently expand its operations, strengthen its presence in new markets , and create solutions tailored to the local expectations of customers and partners.

The construction of new warehouse facilities and the expansion and modernization of existing ones has improved availability and accelerated order fulfillment for local markets.

Development of logistics facilities, investments in production, research and implementation, and expansion of team competences enhance the flexibility of operations and increase the availability of the offer. Thanks to the combination of know-how, quality, a broad portfolio and market proximity, the FERRO Group builds a solid foundation for further growth and remains a stable partner in the long-term development of business.

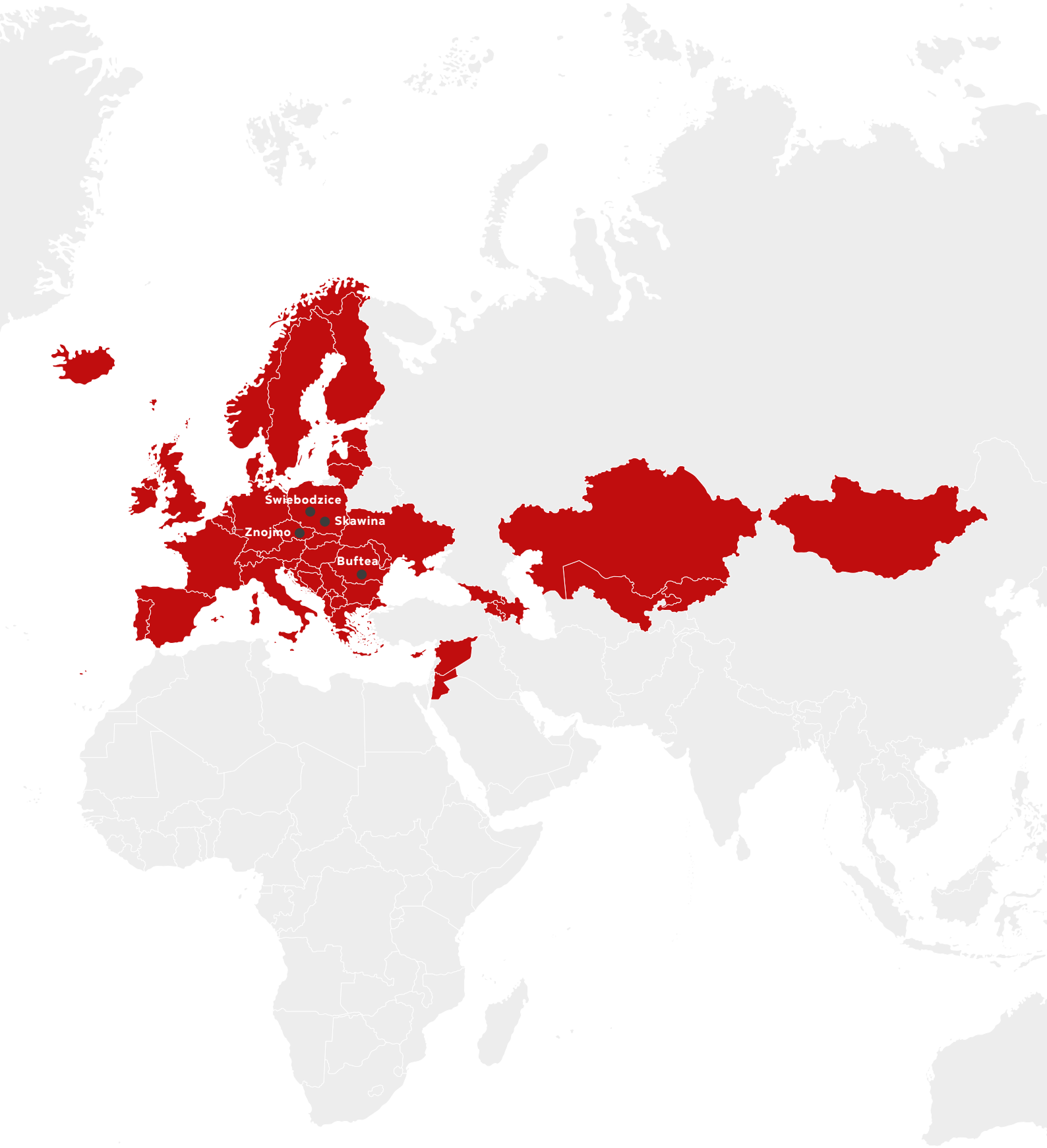

Headquarters and logistics center – Skawina, Poland
Production plant and logistics center – Świebodzice, Poland
Production plant and logistics center – Znojmo, Czech Republic
Logistics center - Buftea, Romania

Brands

Listening to the needs of our customers, we develop products under many brands, which are aimed at different target groups and meet various market expectations. **They are all united by one idea – creating solutions that increase everyday comfort.**

Products of brands belonging to the FERRO Group are currently sold **in over 50 countries worldwide.**

The strength of the FERRO Group is its brand portfolio, developed with the needs of various market segments in mind. Operating in a House of Brands model, the Group builds an offer covering various product groups, price levels and customer expectations. This allows it to precisely reach different customer segments while maintaining high standards of quality, functionality and design. Such an approach strengthens the Group's market position, builds trust in the brands and creates a stable foundation for further development.

FERRO®

FERRO is a brand offering comprehensive solutions in the area of sanitary fittings, kitchen and bathroom equipment, as well as installation and heating technology. It combines high-quality craftsmanship with functionality and reliability in everyday use.



FDESIGN

A brand created for customers who value high quality and designs that reflect current trends. The premium products offered under the FDesign brand are highly regarded by both designers and enthusiasts of beautifully designed interiors.

novaservis

Novaservis is a leading Czech manufacturer of fittings and bathroom equipment. The company stands out with its modern production and training facilities and EN ISO 9001 certification. Novaservis is present in selected markets under the brands Metalia, Titania, and Nobless.

termet®

Termet is a Polish brand with an 80-year history, specializing in the manufacture of modern heating equipment. It offers gas boilers, water heaters, and solutions that utilize renewable energy sources, combining high quality, reliability, and decades of technological expertise.

Installations and heating technology

Installation Systems
29

Control Heating
79

Hydraulicfittings
83

Measuring devices
129

Gas fittings
135

Control and safety valves
145

Expansion vessels
149

Fittings
158

Pumps
185

Heaters and a radiators
199

Spare parts
236

Integrated solutions

By developing the FERRO offer, for years we have been building a portfolio that allows you to see the installation as a complete system, not just a collection of individual elements. The FERRO system covers a wide range of solutions needed for the proper functioning of sanitary and heating installations – from the heat source, through distribution, regulation, and protection, to elements responsible for everyday user comfort.

The comprehensive nature of the offer allows for flexible construction of installations according to the needs of a specific project, execution standards, and working conditions. The installer, designer, or investor can select individual elements from a single portfolio, being sure that they have been designed within a consistent technological logic. This facilitates planning, installation, and later operation, while also reducing the risk of accidentally combining products with different purposes or standards.

The FERRO system is a solution for those who expect completeness, predictability, and safety. The wide portfolio allows you to create both basic and more advanced installation systems, tailored to different types of buildings and user needs. Thanks to this, the entire installation works as a coherent whole – from one manufacturer, in a single logic of quality, functionality, and reliability.

SYSTEM FERRO® GROUP

High quality throughout the system

Perfectly matched components

Full system compatibility

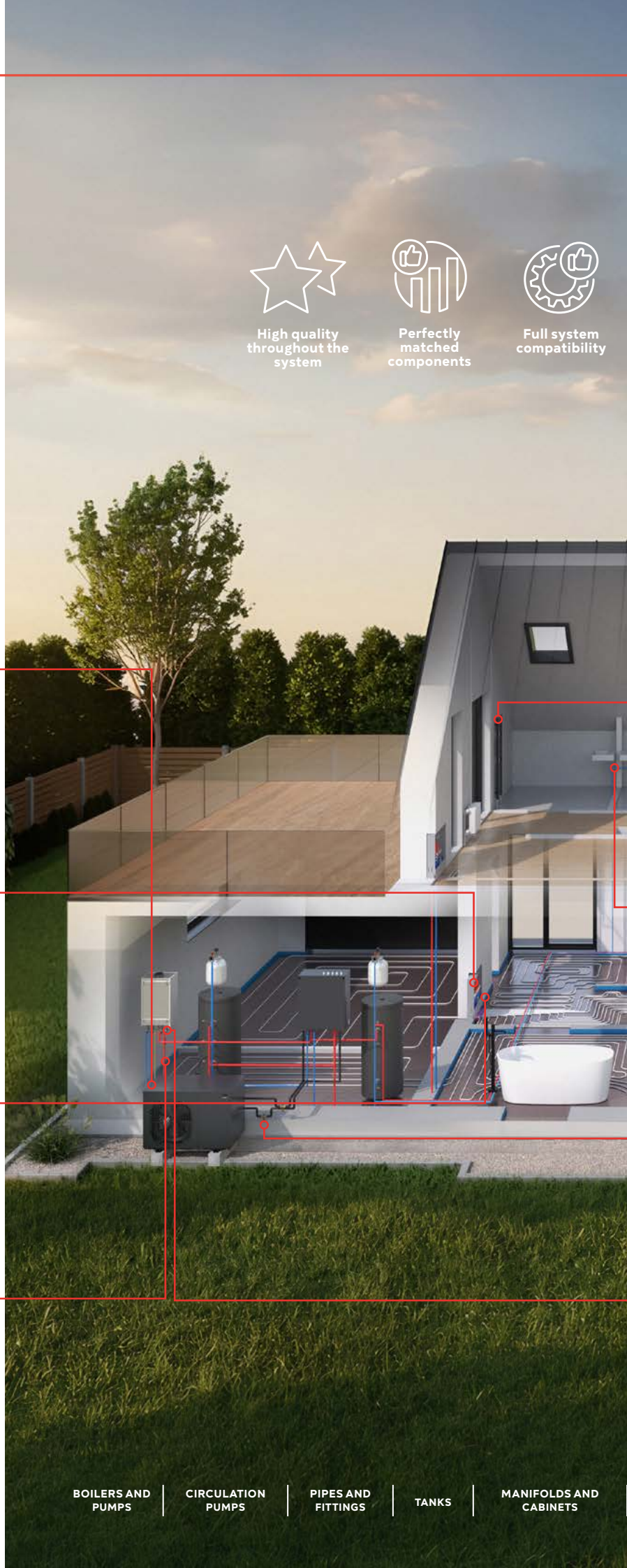

BOILERS AND PUMPS

modern Termet heat sources, including condensing gas boilers, heat pumps, and complete domestic hot water preparation systems.

MANIFOLDS AND CABINETS

underfloor heating manifolds and installation cabinets enabling precise control and aesthetic installation

PUMP GROUPS

pump sets, circulation pumps, and mixing valves ensuring stable and efficient heat distribution in the installation.

PIPES AND FITTINGS

a complete system of PERT II/AL/PERT II, PERT/EVOH, and PEX/EVOH pipes, as well as fittings and installation accessories ensuring durability, tightness, and quick assembly.

FERRO®

System warranty up to 15 years

Professional support at every stage

Complete installation system

FERRO SYSTEM is a complete portfolio of solutions for modern installations.

The wide range of the FERRO Group, developed within a single product and technological logic, allows you to select installation components according to the needs of a specific project – from the heat source, through distribution and control, to installation fittings and points of use.
Each product can operate independently, while also forming a coherent, compatible system with the other elements of the offer. This ensures easy selection, full availability of necessary components, and an installation designed to operate stably and predictably.

CONTROL SYSTEMS

temperature controllers and system automation enabling intelligent management of the entire installation's operation.

HEATING SYSTEMS

complete underfloor heating systems and bathroom radiators providing thermal comfort and functionality in every room.

CONNECTION ELEMENTS FOR WATER INSTALLATIONS

fittings, nipples, unions, and mounting elements ensuring tight, stable, and durable connections in water installations.

SAFETY DEVICES

safety valves, expansion vessels, and protective elements guaranteeing safe and long-lasting operation of the installation.

FITTINGS AND VALVES

ball valves, control valves, and installation fittings ensuring flow control and reliable system operation.

Production **process**

The quality of FERRO's solutions is backed by years of experience, specialized expertise, and well-developed manufacturing capabilities. Our own manufacturing facilities and competence centers in Europe, supported by partnerships with selected manufacturers in Europe and Asia, enable us to effectively develop a broad portfolio of products in the fields of sanitary fittings, plumbing fixtures, and heating technology. Every stage of the offer's creation is overseen by a group of specialists who combine knowledge of technology, processes and market requirements with a consistent approach to quality.



The production process at FERRO is a combination of know-how, control, development and responsible design of solutions that are intended to perform in everyday use for years. Thanks to over 30 years of experience, broad competencies, and the ability to manage an extensive assortment, FERRO remains an expert in creating products that meet the needs of modern kitchens, bathrooms, installations and heating systems. It is this knowledge and scale of operation that build trust in the brand and confidence in the solutions offered.

Quality guarantee

The high quality of FERRO products results from a rigorous approach to technical parameters, safety, functionality, and compliance with applicable standards. Every stage of production is subject to detailed quality control – both internal, carried out according to our own procedures, and external, conducted by independent research units. The proper course of quality and certification processes is supervised by qualified engineers and auditors, in accordance with the requirements of PN, PN-EN standards, and the Quality Management System.

NARODOWY INSTYTUT ZDROWIA PUBLICZNEGO · PIB ·
PRODUKT Z ATESTEM

TÜVRheinland
CERTYFIKOWANO
System zarządzania ISO 9001:2015
www.tuv.com
ID 9105019363

Logistics

The efficient operation of FERRO Group is supported by a well-developed and modern logistics infrastructure that supports product availability and rapid order fulfillment in many markets. The Group has logistics centers in Skawina and Świebodzice in Poland, Buftea in Romania, and Znojmo in Czech Republic, as well as a network of warehouses supporting ongoing service for partners and customers. These are modern, automated spaces that increase operational efficiency and allow for flexible responses to market needs.

FERRO consistently develops its logistics infrastructure, optimizing delivery processes with consideration for lead times, cost efficiency and a responsible approach to the environment. Additional support for these activities is provided by a shared ERP system, implemented in the Group's companies, which streamlines planning, reporting and order fulfillment. Thanks to this, FERRO combines the scale of operations with high organizational standards, strengthening its position as a modern and reliable business partner.

Proven
in operation

Our products are regularly awarded and recognized for their solid quality and high standard of workmanship. Many of them have received valuable awards granted by industry organizations and institutions as well as renowned magazines – interior design, construction, and financial.

The FERRO Group places particular emphasis on meeting the requirements of applicable standards, maintaining high technical parameters, safety, and functionality of its products. We have implemented the ISO 9001:2015 Quality Management System.

What matters are **the details**

At every stage of production, FERRO attaches great importance to details, both their perfect execution and finish. Thanks to this, every company product is distinguished by the highest quality and impeccable appearance.

Quality under scrutiny

FERRO cares about the excellent quality of its products. The company places particular emphasis on meeting the requirements of applicable standards, maintaining high technical parameters, safety, and product functionality.All company products are subject to extremely precise and strict quality verification procedures. They are controlled at every production station. Highly qualified engineers responsible for product quality and certification oversee the proper course of quality control processes. Auditors check compliance with quality assurance system procedures. These include procedures specified in the Polish PN and European PN-EN standards, as well as procedures related to the Quality Management System.

Underfloor **heating**

FERRO underfloor heating is a solution for modern heating installations where even heat distribution, user comfort, and efficient operation of the entire system matter. Pipes PERT II/AL/PERT II, reliable manifolds and cabinets, valves, fittings, and mounting accessories play an important role in the system, allowing you to create an installation tailored to the character of the building and the needs of users.



The completeness of the system results from the wide portfolio of the entire FERRO Group and the cooperation of FERRO solutions with the TERMET heat source offer. Thanks to this, designers, installers, and investors can build the system step by step – from the heat source to distribution and regulation – using elements designed within the coherent product logic of a single group.

Valves
and manifolds

Manifolds and valves are responsible for the correct distribution, regulation, and control of the medium flow throughout the system. FERRO's offer includes solutions intended for single-family housing, multi-family housing, commercial, and industrial facilities, allowing products to be selected for various types of investments and technical requirements.

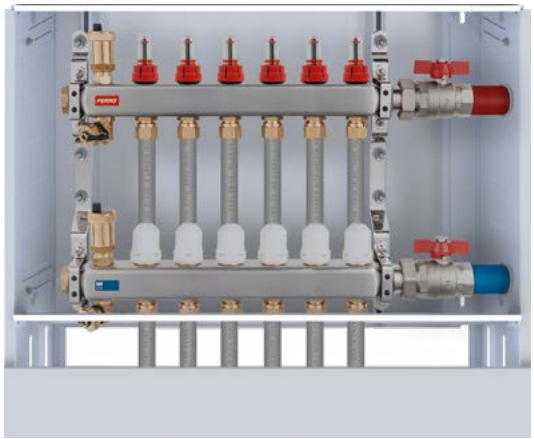

The FERRO portfolio includes, among others, brass and steel manifolds for heating installations and manifolds for drinking water, increasingly used in modern home and utility building projects. The products are designed with durability, reliability, and trouble-free operation of the installation for years in mind. Before leaving the production hall, they undergo meticulous quality control, giving installers and users confidence in their choice. In line with the approach of reducing unnecessary materials, FERRO manifolds are packed in cardboard packaging.

One FERRO SYSTEM.
Three installation levels.

F-PRO

System stability.
Control in all conditions.

Advanced solution for installations requiring precision and stability. Provides system operation control in variable and dynamic conditions.



F-POWER

Greater efficiency.
Wider operating range.

Solution for larger scale installations and more complex systems.
Provides higher efficiency and operation at higher working parameters.

F-COMFORT

Recognized standard.
Proven solutions.

Stable operation in predictable conditions.
Solution for typical installations where simplicity, reliability, and everyday comfort matter.

FERRO
FERRO
FERRO
FERRO

SYSTEM
FERRO

Installation systems

FERRO SYSTEM

NOVELTY

F-COMFORT PIPE PERT II / AL / PERT II
31

NOVELTY

PRESS FITTINGS
32

FERRO UNDERFLOOR HEATING

F-POWER PIPE
38

F-COMFORT PIPE
38

COMPRESSION FITTINGS
39

TOOLS AND ACCESSORIES

NOVELTY

ELECTRIC TOOLS
42

NOVELTY

MECHANICAL TOOLS
44



ACCESSORIES FOR UNDERFLOOR HEATING
46

MANIFOLDS

NOVELTY

STAINLESS STEEL MANIFOLDS
53

BRASS MANIFOLDS
58

CABINETS

NOVELTY

CABINETS FOR MANIFOLDS
61

MIXING GROUPS

MIXING GROUPS
64

SANITARY MANIFOLDS

SANITARY MANIFOLDS
68

ACCESSORIES

EXTENSION SETS FOR MANIFOLDS
70

FERRO
SYSTEM

PERT II layer (second generation polyethylene)
Adhesive layer
butt-welded ALUMINUM layer
Adhesive layer
PERT II layer (second generation polyethylene)

Reinforced outer PEHD layer
Adhesive layer
EVOH layer - anti-diffusion barrier
Adhesive layer
PEX cross-linked polyethylene layer

PERT II layer (second generation polyethylene)
Adhesive layer
EVOH layer - anti-diffusion barrier
Adhesive layer
PERT II layer (second generation polyethylene)

MADE
TO HOLD.
Even under pressure.

FERRO system

Description

F-COMFORT PERT II/AL/PERT II pipe

NOVELTY

- diameter 16x2 mm, 20x2 mm, 26x3 mm, 32x3 mm
- five layers - ALUMINIUM layer butt-welded
- PERT II material - second generation polyethylene with increased thermal resistance
- high-parameter heating (radiators) - class 5 max temp. of heating medium 90/70°C, heating medium pressure 6 bar
- underfloor heating and low-parameter radiators - class 4 max temp. of heating medium 70°C, heating medium pressure 6 bar

DN	length	Index	Packaging individual	Packaging collective
16x2 mm	200 m	**FPALP16200**	1 pc. - 200 m	
16x2 mm	600 m	**FPALP16600**	1 pc. - 600 m	
20x2 mm	100 m	**FPALP20100**	1 pc. - 100 m	
26x3 mm	50 m	**FPALP2650**	1 pc. - 50 m	
32x3 mm	50 m	**FPALP3250**	1 pc. - 50 m	

F-COMFORT PERT II/AL/PERT II pipe with insulation

NOVELTY

- diameter 16x2 mm, 20x2 mm, 26x3 mm, 32x3 mm
- wall thickness 2 mm
- type and thickness of insulation: 9 mm (red)
- five layers - ALUMINIUM layer butt-welded
- PERT material - first generation polyethylene with increased thermal resistance
- high-parameter heating (radiators) - class 5 max temp. of heating medium 90/70°C, heating medium pressure 6 bar
- underfloor heating and low-parameter radiators - class 4 max temp. of heating medium 70°C, heating medium pressure 6 bar

DN	length	Index	Packaging individual	Packaging collective
16x2 mm	100 m	**FPALPOR16100**	1 pc. - 100 m	
20x2 mm	100 m	**FPALPOR20100**	1 pc. - 100 m	
26x3 mm	50 m	**FPALPOR2650**	1 pc. - 50 m	
32x3 mm	25 m	**FPALPOR3225**	1 pc. - 25 m	

F-COMFORT PERT II/AL/PERT II pipe with insulation

NOVELTY

- diameter 16x2 mm, 20x2 mm, 26x3 mm, 32x3 mm
- wall thickness 2 mm
- type and thickness of insulation: 9 mm (blue)
- five layers - ALUMINIUM layer butt-welded
- PERT material - first generation polyethylene with increased thermal resistance
- high-parameter heating (radiators) - class 5 max temp. of heating medium 90/70°C, heating medium pressure 6 bar
- underfloor heating and low-parameter radiators - class 4 max temp. of heating medium 70°C, heating medium pressure 6 bar

DN	length	Index	Packaging individual	Packaging collective
16x2 mm	100 m	**FPALPOB16100**	1 pc. - 100 m	
20x2 mm	100 m	**FPALPOB20100**	1 pc. - 100 m	
26x3 mm	50 m	**FPALPOB2650**	1 pc. - 50 m	
32x3 mm	25 m	**FPALPOB3225**	1 pc. - 25 m	

Sale of PERT II/AL/PERT II pipes and PERT II/AL/PERT II in insulation only in full coils.

Press fittings

	Description

Straight press fitting

NOVELTY

- Material: brass CW617-4MS
- 2 x O-ring - EPDM
- Press sleeve - stainless steel AISI 304
- ABS seat
- DN 16 and DN 20 – compatible with universal pressing jaws type TH, H and U
- DN 26 and DN 32 – compatible only with pressing jaws type TH
- Colored seats make it easier to identify the fitting diameter: DN16 DN20 DN26 DN32

dimension	Index (EAN)	Packaging individual	Packaging collective
16x16 (x2,0)	**FNP16**	32 pcs.	128 pcs.
20x20 (x2,0)	**FNP20**	28 pcs.	112 pcs.
26x26 (x3,0)	**FNP26**	15 pcs.	60 pcs.
32x32 (x3,0)	**FNP32**	8 pcs.	32 pcs.

Straight press fitting reducer

NOVELTY

- Material: brass CW617-4MS
- 2 x O-ring - EPDM
- Press sleeve - stainless steel AISI 304
- ABS seat
- DN 16 and DN 20 – compatible with universal pressing jaws type TH, H and U
- DN 26 and DN 32 – compatible only with pressing jaws type TH
- Colored seats make it easier to identify the fitting diameter: DN16 DN20 DN26 DN32

dimension	Index (EAN)	Packaging individual	Packaging collective
20(2,0)x16(2,0)	**FNPR2016**	28 pcs.	112 pcs.
26(3,0)x16(2,0)	**FNPR2616**	20 pcs.	80 pcs.
26(3,0)x20(2,0)	**FNPR2620**	15 pcs.	60 pcs.
32(3,0)x16(2,0)	**FNPR3216**	15 pcs.	60 pcs.
32(3,0)x20(2,0)	**FNPR3220**	12 pcs.	48 pcs.
32(3,0)x26 (3,0)	**FNPR3226**	12 pcs.	48 pcs.

Straight press fitting with thread external

NOVELTY

- Material: brass CW617-4MS
- 2 x O-ring - EPDM
- Press sleeve - stainless steel AISI 304
- ABS seat
- DN 16 and DN 20 – compatible with universal pressing jaws type TH, H and U
- DN 26 and DN 32 – compatible only with pressing jaws type TH
- Colored seats make it easier to identify the fitting diameter: DN16 DN20 DN26 DN32

dimension	Index (EAN)	Packaging individual	Packaging collective
16x1/2" (x2.0)	**FNPM1612**	32 pcs.	128 pcs.
16x3/4" (x2.0)	**FNPM1634**	30 pcs.	120 pcs.
20x1/2" (x2.0)	**FNPM2012**	28 pcs.	112 pcs.
20x3/4" (x2.0)	**FNPM2034**	24 pcs.	96 pcs.
20x1" (x2.0)	**FNPM201**	15 pcs.	60 pcs.
26x3/4" (x3.0)	**FNPM2634**	15 pcs.	60 pcs.
26x1" (x3.0)	**FNPM261**	12 pcs.	48 pcs.
32x1" (x3.0)	**FNPM321**	10 pcs.	40 pcs.

Press fittings

	Description

Straight press fitting with thread internal

NOVELTY

- Material: brass CW617-4MS
- 2 x O-ring - EPDM
- Press sleeve - stainless steel AISI 304
- ABS seat
- DN 16 and DN 20 – compatible with universal pressing jaws type TH, H and U
- DN 26 and DN 32 – compatible only with pressing jaws type TH
- Colored seats make it easier to identify the fitting diameter: DN16 DN20 DN26 DN32

dimension	Index	Packaging individual	Packaging collective
16x1/2" (x2.0)	**FNPF1612**	32 pcs.	128 pcs.
16x3/4" (x2.0)	**FNPF1634**	24 pcs.	96 pcs.
20x1/2" (x2.0)	**FNPF2012**	28 pcs.	112 pcs.
20x3/4" (x2.0)	**FNPF2034**	20 pcs.	80 pcs.
20x1" (x2.0)	**FNPF201**	15 pcs.	60 pcs.
26x3/4" (x3.0)	**FNPF2634**	15 pcs.	60 pcs.
26x1" (x3.0)	**FNPF261**	12 pcs.	48 pcs.
32x3/4" (x3.0)	**FNPF3234**	12 pcs.	48 pcs.
32x1" (x3.0)	**FNPF321**	10 pcs.	40 pcs.

Straight press fitting with half-union nut

NOVELTY

- Material: brass CW617-4MS
- 2 x O-ring - EPDM
- Press sleeve - stainless steel AISI 304
- ABS seat
- DN 16 and DN 20 – compatible with universal pressing jaws type TH, H and U
- DN 26 and DN 32 – compatible only with pressing jaws type TH
- Colored seats make it easier to identify the fitting diameter: DN16 DN20 DN26 DN32

dimension	Index	Packaging individual	Packaging collective
16x1/2"(x2.0)	**FNPU1612**	28 pcs.	112 pcs.
16x3/4"(x2.0)	**FNPU1634**	24 pcs.	96 pcs.
20x3/4"(x2.0)	**FNPU2034**	20 pcs.	80 pcs.
26x3/4"(x3.0)	**FNPU2634**	15 pcs.	60 pcs.
26x1"(x3.0)	**FNPU261**	8 pcs.	32 pcs.
32x1"(x3.0)	**FNPU321**	8 pcs.	32 pcs.

Elbow press fitting

NOVELTY

- Material: brass CW617-4MS
- 2 x O-ring - EPDM
- Press sleeve - stainless steel AISI 304
- ABS seat
- DN 16 and DN 20 – compatible with universal pressing jaws type TH, H and U
- DN 26 and DN 32 – compatible only with pressing jaws type TH
- Colored seats make it easier to identify the fitting diameter: DN16 DN20 DN26 DN32

dimension	Index	Packaging individual	Packaging collective
16x16 (x2,0)	**FEP16**	24 pcs.	96 pcs.
20x20 (x2,0)	**FEP20**	20 pcs.	80 pcs.
26x26 (x3,0)	**FEP26**	8 pcs.	32 pcs.
32x32 (x3,0)	**FEP32**	6 pcs.	24 pcs.

Press fittings

	Description

Elbow press fitting with external thread

NOVELTY

- Material: brass CW617-4MS
- 2 x O-ring - EPDM
- Press sleeve - stainless steel AISI 304
- ABS seat
- DN 16 and DN 20 – compatible with universal pressing jaws type TH, H and U
- DN 26 and DN 32 – compatible only with pressing jaws type TH
- Colored seats make it easier to identify the fitting diameter: DN16 DN20 DN26 DN32

dimension	Index	Packaging individual	Packaging collective
16x1/2"(x2.0)	**FEPM1612**	20 pcs.	80 pcs.
16x3/4"(x2.0)	**FEPM1634**	15 pcs.	60 pcs.
20x1/2"(x2.0)	**FEPM2012**	15 pcs.	60 pcs.
20x3/4"(x2.0)	**FEPM2034**	15 pcs.	60 pcs.
26x3/4"(x3.0)	**FEPM2634**	12 pcs.	48 pcs.
26x1"(x3.0)	**FEPM261**	8 pcs.	32 pcs.
32x1"(x3.0)	**FEPM321**	6 pcs.	24 pcs.

Elbow press fitting with internal thread

NOVELTY

- Material: brass CW617-4MS
- 2 x O-ring - EPDM
- Press sleeve - stainless steel AISI 304
- ABS seat
- DN 16 and DN 20 – compatible with universal pressing jaws type TH, H and U
- DN 26 and DN 32 – compatible only with pressing jaws type TH
- Colored seats make it easier to identify the fitting diameter: DN16 DN20 DN26 DN32

dimension	Index	Packaging individual	Packaging collective
16x1/2"(x2.0)	**FEPF1612**	20 pcs.	80 pcs.
16x3/4"(x2.0)	**FEPF1634**	15 pcs.	60 pcs.
20x1/2"(x2.0)	**FEPF2012**	15 pcs.	60 pcs.
20x3/4"(x2.0)	**FEPF2034**	15 pcs.	60 pcs.
26x3/4"(x3.0)	**FEPF2634**	12 pcs.	48 pcs.
26x1"(x3.0)	**FEPF261**	8 pcs.	32 pcs.
32x1"(x3.0)	**FEPF321**	6 pcs.	24 pcs.

Mounting press elbow with internal thread

NOVELTY

- Material: brass CW617-4MS
- 2 x O-ring - EPDM
- Press sleeve - stainless steel AISI 304
- ABS seat
- DN 16 and DN 20 – compatible with universal pressing jaws type TH, H and U
- DN 26 and DN 32 – compatible only with pressing jaws type TH
- Colored seats make it easier to identify the fitting diameter: DN16 DN20 DN26 DN32

dimension	Index	Packaging individual	Packaging collective
16x1/2"x16 (x2.0)	**FEPW161216**	10 pcs.	40 pcs.
20x1/2"x20 (x2.0)	**FEPW201220**	10 pcs.	40 pcs.

Press fittings

	Description
	Mounting press elbow with internal thread • Material: brass CW617-4MS • 2 x O-ring - EPDM • Press sleeve - stainless steel AISI 304 • ABS seat • DN 16 and DN 20 – compatible with universal pressing jaws type TH, H and U • DN 26 and DN 32 – compatible only with pressing jaws type TH • Colored seats make it easier to identify the fitting diameter: DN16 DN20 DN26 DN32

NOVELTY

dimension	Index	Packaging individual	Packaging collective
16x1/2"(x2.0)	**FEPW1612**	14 pcs.	56 pcs.
20x1/2"(x2.0)	**FEPW2012**	12 pcs.	48 pcs.

	Press tee
	• Material: brass CW617-4MS • 2 x O-ring - EPDM • Press sleeve - stainless steel AISI 304 • ABS seat • DN 16 and DN 20 – compatible with universal pressing jaws type TH, H and U • DN 26 and DN 32 – compatible only with pressing jaws type TH • Colored seats make it easier to identify the fitting diameter: DN16 DN20 DN26 DN32

NOVELTY

dimension	Index	Packaging individual	Packaging collective
16x16(x2,0)	**FTP16**	15 pcs.	60 pcs.
20x20(x2,0)	**FTP20**	12 pcs.	48 pcs.
26x26(x3,0)	**FTP26**	6 pcs.	24 pcs.
32x32(x3,0)	**FTP32**	4 pcs.	16 pcs.

Press fittings

Description

Reducing press tee
- Material: brass CW617-4MS
- 2 x O-ring - EPDM
- Press sleeve - stainless steel AISI 304
- ABS seat
- DN 16 and DN 20 – compatible with universal pressing jaws type TH, H and U
- DN 26 and DN 32 – compatible only with pressing jaws type TH
- Colored seats make it easier to identify the fitting diameter: DN16 DN20 DN26 DN32

NOVELTY

dimension	Index	Packaging individual	Packaging collective
16x20x16 (2,0x2,0x2,0)	**FTPR162016**	15 pcs.	60 pcs.
20x16x16 (2,0x2,0x2,0)	**FTPR201616**	15 pcs.	60 pcs.
20x16x20 (2,0x2,0x2,0)	**FTPR201620**	12 pcs.	48 pcs.
20x20x16 (2,0x2,0x2,0)	**FTPR202016**	12 pcs.	48 pcs.
20x26x16 (2,0x3,0x2,0)	**FTPR202616**	10 pcs.	40 pcs.
20x26x20 (2,0x3,0x2,0)	**FTPR202620**	8 pcs.	32 pcs.
26x16x16 (3,0x2,0x2,0)	**FTPR261616**	10 pcs.	40 pcs.
26x16x20 (3,0x2,0x2,0)	**FTPR261620**	8 pcs.	32 pcs.
26x16x26 (3,0x2,0x3,0)	**FTPR261626**	8 pcs.	32 pcs.
26x20x16 (3,0x2,0x2,0)	**FTPR262016**	10 pcs.	40 pcs.
26x20x20 (3,0x2,0x2,0)	**FTPR262020**	8 pcs.	32 pcs.
26x20x26 (3,0x2,0x3,0)	**FTPR262026**	6 pcs.	24 pcs.
26x26x16 (3,0x3,0x2,0)	**FTPR262616**	6 pcs.	24 pcs.
26x26x20 (3,0x3,0x2,0)	**FTPR262620**	6 pcs.	24 pcs.
26x32x20 (3,0x3,0x2,0)	**FTPR263220**	5 pcs.	20 pcs.
26x32x26 (3,0x3,0x3,0)	**FTPR263226**	4 pcs.	16 pcs.
32x16x26 (3,0x2,0x3,0)	**FTPR321626**	4 pcs.	16 pcs.
32x16x32 (3,0x2,0x3,0)	**FTPR321632**	4 pcs.	16 pcs.
32x20x20 (3,0x2,0x2,0)	**FTPR322020**	4 pcs.	16 pcs.
32x20x32 (3,0x2,0x3,0)	**FTPR322032**	4 pcs.	16 pcs.
32x26x26 (3,0x3,0x3,0)	**FTPR322626**	4 pcs.	16 pcs.
32x26x32 (3,0x3,0x3,0)	**FTPR322632**	4 pcs.	16 pcs.

Press tee with external thread
- Material: brass CW617-4MS
- 2 x O-ring - EPDM
- Press sleeve - stainless steel AISI 304
- ABS seat
- DN 16 and DN 20 – compatible with universal pressing jaws type TH, H and U
- DN 26 and DN 32 – compatible only with pressing jaws type TH
- Colored seats make it easier to identify the fitting diameter: DN16 DN20 DN26 DN32

NOVELTY

dimension	Index	Packaging individual	Packaging collective
16x1/2"(x2.0)	**FTPF1612**	16 pcs.	64 pcs.
20x1/2"(x2.0)	**FTPF2012**	12 pcs.	48 pcs.

Press fittings

	Description

Transitional press fitting. for multilayer/copper pipes nipple.

NOVELTY

- Material: brass CW617-4MS
- 2 x O-ring - EPDM
- Press sleeve - stainless steel AISI 304
- ABS seat
- DN 16 and DN 20 – compatible with universal pressing jaws type TH, H and U
- DN 26 and DN 32 – compatible only with pressing jaws type TH
- Colored seats make it easier to identify the fitting diameter: DN16 DN20 DN26 DN32

dimension	Index	Packaging individual	Packaging collective
16(x2.0)×15Cu	**FNPCO1615**	32 pcs.	128 pcs.
20(x2.0)×22Cu	**FNPCO2022**	28 pcs.	112 pcs.
26(x3.0)×22Cu	**FNPCO2622**	15 pcs.	60 pcs.

Radiator connection elbow with nickel-plated pipe

NOVELTY

- Material: brass CW617-4MS
- 2 x O-ring - EPDM
- Press sleeve - stainless steel AISI 304
- ABS seat
- DN 16 and DN 20 – compatible with universal pressing jaws type TH, H and U
- DN 26 and DN 32 – compatible only with pressing jaws type TH
- Connection length 300 mm
- Colored seats make it easier to identify the fitting diameter: DN16

dimension	Index	Packaging individual	Packaging collective
300 mm 16x15	**FEPL300**	1 pc.	8 pcs.

Press end cap

NOVELTY

- Material: brass CW617-4MS
- 2 x O-ring - EPDM
- Press sleeve - stainless steel AISI 304
- ABS seat
- DN 16 and DN 20 – compatible with universal pressing jaws type TH, H and U
- DN 26 and DN 32 – compatible only with pressing jaws type TH
- Colored seats make it easier to identify the fitting diameter: DN16 DN20 DN26 DN32

dimension	Index	Packaging individual	Packaging collective
16(x2,0)	**FNPE16**	35 pcs.	140 pcs.
20(x2,0)	**FNPE20**	32 pcs.	128 pcs.
26(x3,0)	**FNPE26**	15 pcs.	60 pcs.
32(x3,0)	**FNPE32**	10 pcs.	40 pcs.

FERRO underfloor heating

Description

F-Power PEXa EVOH 5-layer pipe

NOVELTY

- outer diameter 16 mm, 17 mm
- wall thickness 2 mm
- five layers - EVOH anti-diffusion barrier
- PEXa material - high degree of pipe cross-linking ensures long-term resistance to pressure and temperature
- high-parameter heating (radiators) - class 5 heating medium max temp. 95/70°C, heating medium pressure 6 bar
- underfloor heating and low-parameter radiators - class 4 heating medium max temp. 70°C, heating medium pressure 8 bar

DN	length	Index	Packaging individual	Packaging collective
16x2 mm	250 m	**FPPEX16250**	1 pc. - 250 m	
16x2 mm	600 m	**FPPEX16600**	1 pc. - 600 m	
17x2 mm	250 m	**FPPEX17250**	1 pc. - 250 m	
17x2 mm	600 m	**FPPEX17600**	1 pc. - 600 m	

F-Comfort PERT EVOH 5-layer pipe

NOVELTY

- outer diameter 16 mm, 17 mm
- wall thickness 2 mm
- five layers - EVOH anti-diffusion barrier
- PERT II material - second generation polyethylene with increased thermal resistance
- high-parameter heating (radiators) - class 5 heating medium max temp. 95/70°C, heating medium pressure 6 bar
- underfloor heating and low-parameter radiators - class 4 max temp. of heating medium 70°C, heating medium pressure 6 bar

DN	length	Index	Packaging individual	Packaging collective
16x2 mm	250 m	**FCPERT16250**	1 pc. - 250 m	
16x2 mm	600 m	**FCPERT16600**	1 pc. - 600 m	
17x2 mm	250 m	**FCPERT17250**	1 pc. - 250 m	
17x2 mm	600 m	**FCPERT17600**	1 pc. - 600 m	

Sale of PEXa EVOH / PERT EVOH in insulation only in full coils.

Compression fittings

Description

Compression fitting for multilayer and homogeneous pipes

- for multilayer pipes
- for homogeneous pipes
- sealing: EPDM o-ring
- brass CW617N
- guaranteed connection with FERRO pipes: F-Comfort, F-Power
- versatility of application

dimension		Index	Packaging individual	Packaging collective	Detail Index
3/4"-16x2 mm	set – 2 pcs.	**67861612Y**	1 set (2 pcs.)	130 sets	**67861612Y**
3/4"-17x2 mm	set – 2 pcs. NOVELTY	**67861712Y**	1 set (2 pcs.)	130 sets	**67861712Y**

Compression fitting for multilayer and homogeneous pipes

- for multilayer pipes
- for homogeneous pipes
- sealing: EPDM o-ring
- brass CW617N
- guaranteed connection with FERRO pipes: F-Comfort, F-Power
- versatility of application

dimension		Index	Packaging individual	Packaging collective	Detail Index
1/2"-16x2 mm	set – 2 pcs.	**ZL15PEXAL**	1 set (2 pcs.)	50 sets	**ZL15PEXAL**

Compression fitting with 1/2" thread

- for homogeneous plastic pipes 16x2 mm

dimension		Index	Packaging individual	Packaging collective	Detail Index
1/2"-16x2 mm	set – 2 pcs.	**ZL15PEX**	1 set (2 pcs.)	50 sets	**ZL15PEX**

Compression fitting with 1/2" thread

- for 15 mm copper pipes

dimension		Index	Packaging individual	Packaging collective	Detail Index
1/2"-15x1 mm	set – 2 pcs.	**ZL15CU15**	1 set (2 pcs)	50 set	**ZL15CU15**

USE OF 1/2" COMPRESSION FITTINGS → Manifolds of the series: SN-RO, SN-RZP, N-RZP, N-RNZ
Nipples: N10PORT-C7NEW, N10ZORZL-C7NEW
Sanitary manifolds RDW

USE OF 3/4" COMPRESSION FITTINGS→
Manifolds of the series: SN-RZPU, SN-ROU, RO, RZP, RPN.
Radiator valves: LZ06YK, LZ07YK, LZ06YKN, LZ07YKN.
Thermostatic sets: ZTV01, ZTV02, ZTV07, ZTV08, ZTV20, ZTV21
Nipples: N10ZOR, N10POR

Compression fittings

	Description
	Compression fitting with 3/4" thread • for homogeneous plastic pipes 16×2 mm

dimension		Index	Packaging individual	Packaging collective	Detail Index
3/4"-16x2mm	set – 2 pcs.	**67841612Y**	1 set (2 pcs.)	130 sets	**67841612Y**

	Compression fitting with 3/4" thread • for copper pipes 15 mm

dimension		Index	Packaging individual	Packaging collective	Detail Index
3/4"-15x1mm	set – 2 pcs.	**67761500Y**	1 set (2 pcs.)	130 sets	**67761500Y**

	Compression fitting with external thread 1/2" • with o-ring, for copper pipes 15 mm

dimension		Index	Packaging individual	Packaging collective
1/2"-15x1 mm	chrome	**ZL1501C**	1 pc.	10 pcs.
1/2"-15x1 mm	nickel	**ZL1501N**	-	10 pcs.

Compression fittings

	Description
	**Compression fitting with external thread 1/2"** • with o-ring, for multilayer pipes 16x2 mm

		Packaging	
dimension	**Index**	individual	collective
1/2"-16x2 mm nickel	**ZL1601N**	1 pc.	10 pcs.

	Radiator nipple G3/4xG1/2 • with o-ring

		Packaging	
	Index	individual	collective
flat sealing	**69190000Y**	100 pcs.	800 pcs.
conical sealing	**69190001Y**	100 pcs.	800 pcs.

Electric tools

	Description		
	Complete set of pressing tools ACO1003BT • Rotating head of battery-powered pressing tool • Pressing position lighting • Pressing plastic pipes up to 40 mm • One-handed operation • Piston pressing force: 19 kN • Charging time: 45–75 minutes • Battery capacity: up to 250 pressing cycles • Set of jaws TH16 / TH20 / TH26 / TH32	NOVELTY	
	EAN	Packaging	
	Index	individual	collective
	NPACO103BTSET	1 pc.	-

	Electric pressing tool • Light and handy thanks to compact dimensions • Rotating head • Piston pressing force: 32 kN • Pressing plastic pipes up to 110 mm • NPJTH jaws to be purchased separately	NOVELTY	
	EAN	Packaging	
	Index	individual	collective
	NPEFP203	1 pc.	-

	Pressing jaws • Light and safe to use • Automatic retention on the fitting thanks to spring force • Compatible with NPEFP203 pressing tool • Designed for plastic pipe systems in the diameter range 16–32 mm	NOVELTY	
	EAN	Packaging	
symbol	**Index**	individual	collective
TH16	**NPJTH16**	1 pc.	-
TH20	**NPJTH20**	1 pc.	-
TH26	**NPJTH26**	1 pc.	-
TH32	**NPJTH32**	1 pc.	-

AL./PERT
WRAS
APPROVED MATERIAL
32x32x32
FERRO

Mechanical tools

	Description
	Manual tool for pressing multilayer pipes up to DN40 NOVELTY • Complete set • Solid, metal construction • Lever clamping mechanism • Ergonomic handles • TH type crimping jaws

	EAN	Packaging	
	Index	individual	collective
	FPHM40	1 pc.	-



Pipe bending spring - internal NOVELTY
• Dimension range: Ø16–Ø32 mm
• Stabilizes the pipe during bending and helps maintain its cross-section
• Speeds up installation work on the project
• Provides control over the bending radius

	EAN	Packaging	
dimension	**Index**	individual	collective
16 mm	**FSI16**	1 pc.	-
20 mm	**FSI20**	1 pc.	-
26 mm	**FSI26**	1 pc.	-
32 mm	**FSI32**	1 pc.	-



Pipe bending spring - external NOVELTY
• Dimension range: Ø16–Ø32 mm
• Stabilizes the pipe during bending and helps maintain its cross-section
• Speeds up installation work on the project
• Provides control over the bending radius

	EAN	Packaging	
dimension	**Index**	individual	collective
16 mm	**FSO16**	1 pc.	-
20 mm	**FSO20**	1 pc.	-
26 mm	**FSO26**	1 pc.	-
32 mm	**FSO32**	1 pc.	-

Mechanical tools

Description

Calibrator - tool for calibrating and internal deburring of pipes

NOVELTY

- for multilayer pipes
- for homogeneous pipes
- calibrating mandrel for various diameters and wall thicknesses
- integrated deburring blades

suitable for dimensions	Index	Packaging individual	Packaging collective	Detail (euro hanger) Index	
16x2, 20x2, 26x3, 32x3	FPCL1632	1 pc.		FPCL1632	99,00

Scissors - tool for cutting plastic pipes

NOVELTY

- high-quality tool for cutting plastic pipes
- stable construction made of aluminum and magnesium alloy
- for one-handed operation

for use with plastic pipes	Index	Packaging individual	Packaging collective
16x2,20x2,26x3,32x3	FPCU1632	1 pc.	

Tacker - tool for assisting with laying heating loops

NOVELTY

- ergonomic handle
- ultra-lightweight - comfortable operation
- precision in clip positioning
- magazine for 125 clips
- spring support
- inspection window for easier servicing

Index	Packaging individual	Packaging collective
FPTC	1 pc.	

Uncoiler - tool for assisting with laying heating loops

NOVELTY

- high-quality steel
- lightweight and functional design
- intuitive use
- package includes a bag and mounting elements

for use with plastic pipes	Index	Packaging individual	Packaging collective
16x2,20x2,26x3,32x3	FPFA	1 pc.	

Accessories for underfloor heating

	Description		

Clips for tacker - standard

NOVELTY

- mounting 14–20 mm pipes on underfloor heating insulation systems

		Packaging	
dimension	**Index**	individual	collective
50mm/for pipes 14-20mm	**TC50**	250 pcs.	

Edge tape

NOVELTY

- plastic material with a thickness of 8 mm
- PE foil 180 mm
- available option with self-adhesive foil

		Packaging	
	Index	individual	collective
notches	**TB25**	25 m	
notches	**TB50**	50 m	
cuts + self-adhesive foil	**TBK25**	25 m	
cuts + self-adhesive foil	**TBK50**	50 m	



Aluminum foil for underfloor heating

NOVELTY

- multilayer construction
- high resistance to compression
- high heat reflection coefficient
- special print facilitating loop arrangement

		Packaging	
dimension	**Index**	individual	collective
0.105mm x 100cm x 50 m	**F50**	50 m²	

Polystyrene mat with aluminum foil for underfloor heating

NOVELTY

- polystyrene 30 mm
- high-quality aluminum foil with a high reflection coefficient
- special print facilitating loop arrangement
- high bending strength
- quick, easy installation

		Packaging	
dimension	**Index**	individual	collective
0.31cmx100cmx10m	**FS30**	10 m²	

Accessories for underfloor heating

	Description
	Polystyrene mat with polyester board for underfloor heating NOVELTY • polystyrene 30 mm • consistency and stability of pipe retention - 14-18 mm • possibility to route the pipe in different directions • high resistance to deformation • quick, easy installation • overlap allowing correct connection of the boards

		Packaging	
dimension	**Index**	individual	collective
1450x850x318	**PTS30**	10 pcs	

PTS30 is sold only in full cartons containing 10 pieces.

F-COMFORT

Recognized standard.
Proven solutions.

Stable operation in predictable conditions. Solution for typical installations where simplicity, reliability, and everyday comfort matter.

- **For standard** home and residential installations
- **Predictable operating conditions** and proven parameters
- **Simple installation** and rational selection

F-POWER

Greater efficiency.
Wider operating range.

A solution for larger-scale installations and more complex systems. Provides higher efficiency and handling of larger flows.



- For installations **with higher flows and loads**
- Operation at higher pressures and **more demanding conditions**
- Compatibility with glycol and **wider range of applications**

The same system

F-PRO

System stability.
Control in all conditions.

Advanced solution for installations requiring precision and stability. Provides system operation control in variable and dynamic conditions.



- For installations **requiring stabilization and operation** in variable conditions
- Integration with automation and **advanced control**
- **Maximum safety** and system reliability

Different levels

Manifolds
made of stainless steel



High-quality flow meters

Manual air vent

Manifold bar made of stainless steel AISI 304

Valves thermostatic

Drain valve

WARRANTY 15

AISI 304

GLYCOL 50%

H_2O

Advantages

- precise and solid workmanship
- high quality of used materials
- 11 models of each type
- construction: stainless steel AISI 304 (manifold bars)

Characteristics

The manifolds consist of two bars with a 1" connection diameter, made of stainless steel AISI 304, which ensures maximum corrosion resistance and thus guarantees long-lasting, trouble-free operation of the device. An additional element of device durability are special brackets with rubber insulation that dampen vibrations and noise. The brackets give the structure rigidity and at the same time maintain a constant distance between the bars. Designed for use in installations with convector radiators or for installation in surface heating - they perfectly serve as connectors for heating system components while optimizing the installer's work.

FERRO®

F-PRO

A manifold for the demanding ones.

The F-PRO manifold provides full control of the installation's operation in variable conditions.

It balances flows and maintains system stability regardless of load.



Full comfort.
Installation under control.

- Flow stabilization
- Precise adjustment
- Automatic balancing
- Quality with guarantee
- Full compatibility

Diagram
of the installation

Mixed installation combining underfloor heating with a traditional radiator system - schematic diagram

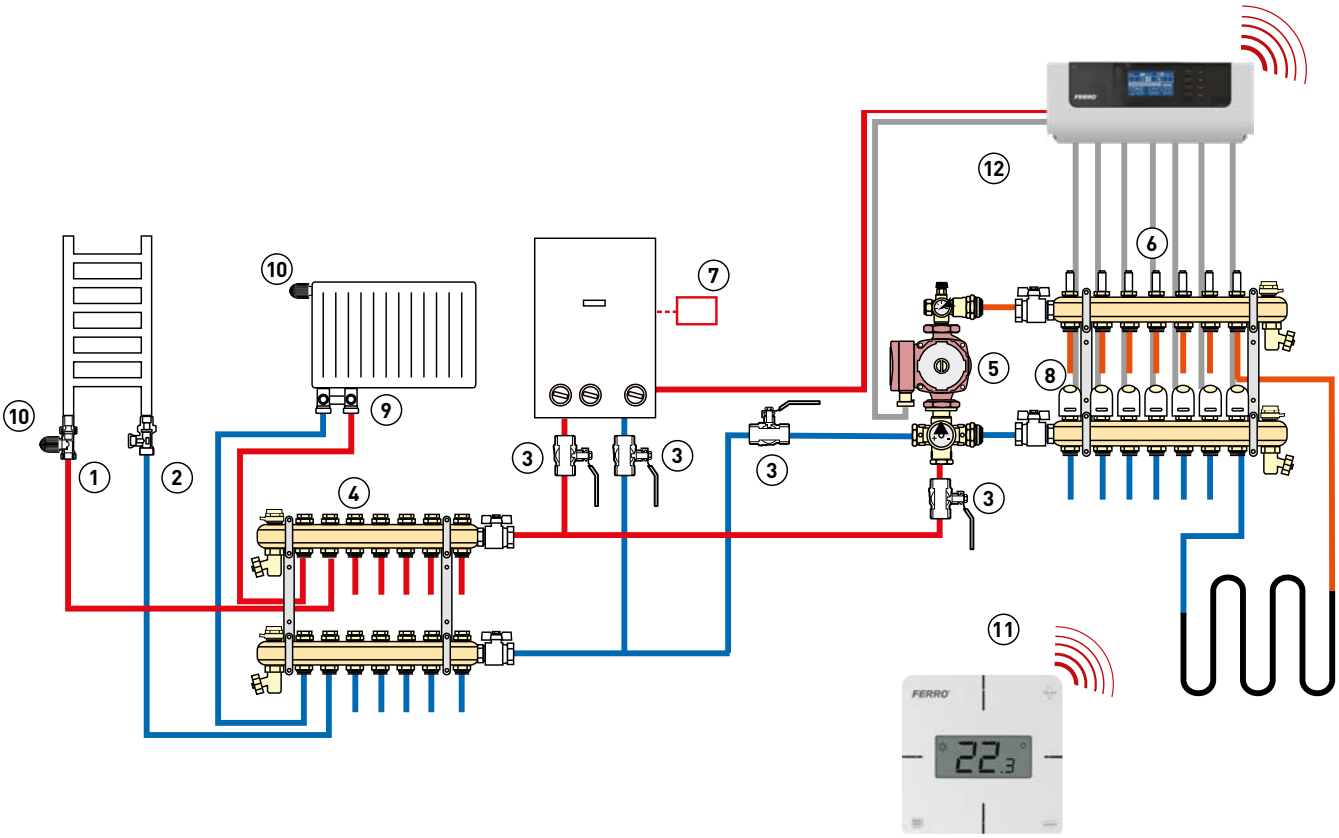

1. Thermostatic valve ZT
2. Return valve ZP
3. Shut-off ball valve
4. Manifold RO
5. Thermostatic mixing group GM
6. Manifold RZP
7. Room temperature controller
8. Thermoelectric head
9. Combined valve LZ
10. Thermostatic head
11. Weekly controller
12. Underfloor heating control strip

Stainless steel manifolds

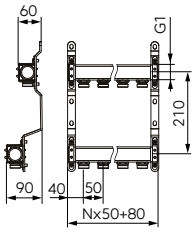

Description

F-PRO manifold type FPR-RZPU 1"

NOVELTY

- 2–12-way manifold bar made of stainless steel AISI 304, 2 pcs. (1)
- flow meters for controlling flows on the supply bar (2)
- automatic flow limiters on the return bar (3)
- automatic air vent valves G1/2, 2 pcs. (4)
- rotary drain valves G1/2 × G3/4, 2 pcs. (5)
- nipples G3/4 (6)
- manifold designed for water and glycol solution installations up to 50% (7)

	EAN	Packaging	
	Index	individual	collective
1" 2-way manifold	**FPR-RZPU02AB**	1 pc.	-
1" 3-way manifold	**FPR-RZPU03AB**	1 pc.	-
1" 4-way manifold	**FPR-RZPU04AB**	1 pc.	-
1" 5-way manifold	**FPR-RZPU05AB**	1 pc.	-
1" 6-way manifold	**FPR-RZPU06AB**	1 pc.	-
1" 7-way manifold	**FPR-RZPU07AB**	1 pc.	-
1" 8-way manifold	**FPR-RZPU08AB**	1 pc.	-
1" 9-way manifold	**FPR-RZPU09AB**	1 pc.	-
1" 10-way manifold	**FPR-RZPU10AB**	1 pc.	-
1" 11-way manifold	**FPR-RZPU11AB**	1 pc.	-
1" 12-way manifold	**FPR-RZPU12AB**	1 pc.	-

Stainless steel manifolds

	Description



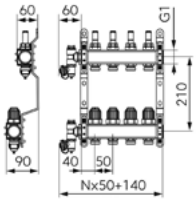

AISI 304

GLYCOL 50%

F-Comfort manifold type FC-RZPUxxS 1"

NOVELTY

- 2 – 12-way manifold bar, 2 pcs. (1)
- set of steel brackets (2)
- flow meters for adjusting flows on the supply bar (3)
- thermostatic valves on the return bar equipped with knobs for manual adjustment with the possibility of connecting a thermoelectric head (4)
- automatic air vent valves G1/2, 2 pcs. (5)
- rotary drain valves G1/2, 2 pcs. (6)
- air vent and drain unit (manual air vent and manual drain valves 2 pcs.)
- nipples G1/2 with fittings for multilayer pipe 16x2 mm (8)

	EAN Index	Packaging individual	Packaging collective
1" 2-way manifold	**FC-RZPU02S**	1 pc.	-
1" 3-way manifold	**FC-RZPU03S**	1 pc.	-
1" 4-way manifold	**FC-RZPU04S**	1 pc.	-
1" 5-way manifold	**FC-RZPU05S**	1 pc.	-
1" 6-way manifold	**FC-RZPU06S**	1 pc.	-
1" 7-way manifold	**FC-RZPU07S**	1 pc.	-
1" 8-way manifold	**FC-RZPU08S**	1 pc.	-
1" 9-way manifold	**FC-RZPU09S**	1 pc.	-
1" 10-way manifold	**FC-RZPU10S**	1 pc.	-
1" 11-way manifold	**FC-RZPU11S**	1 pc.	-
1" 12-way manifold	**FC-RZPU12S**	1 pc.	-

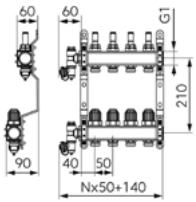

AISI 304

GLYCOL 50%

F-Comfort manifold type FC-RZPUxxSR 1"

NOVELTY

- 2 – 12-way manifold bar, 2 pcs. (1)
- set of steel brackets (2)
- flow meters for adjusting flows on the supply bar (3)
- thermostatic valves on the return bar equipped with knobs for manual adjustment with the possibility of connecting a thermoelectric head (4)
- automatic air vent valves G1/2, 2 pcs. (5)
- rotary drain valves G1/2, 2 pcs. (6)
- nipples G1/2 with fittings for multilayer pipe 16x2 mm (8)
- manual air vent,
- rotary drain valves

	EAN Index	Packaging individual	Packaging collective
1" 2-way manifold	**FC-RZPU02SR**	1 pc.	-
1" 3-way manifold	**FC-RZPU03SR**	1 pc.	-
1" 4-way manifold	**FC-RZPU04SR**	1 pc.	-
1" 5-way manifold	**FC-RZPU05SR**	1 pc.	-
1" 6-way manifold	**FC-RZPU06SR**	1 pc.	-
1" 7-way manifold	**FC-RZPU07SR**	1 pc.	-
1" 8-way manifold	**FC-RZPU08SR**	1 pc.	-
1" 9-way manifold	**FC-RZPU09SR**	1 pc.	-
1" 10-way manifold	**FC-RZPU010SR**	1 pc.	-
1" 11-way manifold	**FC-RZPU011SR**	1 pc.	-
1" 12-way manifold	**FC-RZPU012SR**	1 pc.	-

Stainless steel manifolds

	Description

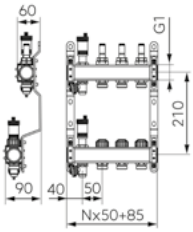

AISI 304

GLYCOL 50%

F-Comfort manifold type FC-ROxxS 1"

NOVELTY

- 2–12-way manifold bar made of stainless steel AISI 304, 2 pcs. (1)
- nipples G3/4 (2)
- manifold without flow meters for flow regulation (3)
- manifold intended for water and glycol solution installations up to 50% (4)
- manifold bar size 1" male-female (5)

	EAN Index	Packaging individual	Packaging collective
1" 2-way manifold	**FC-RO02S**	1 pc.	-
1" 3-way manifold	**FC-RO03S**	1 pc.	-
1" 4-way manifold	**FC-RO04S**	1 pc.	-
1" 5-way manifold	**FC-RO05S**	1 pc.	-
1" 6-way manifold	**FC-RO06S**	1 pc.	-
1" 7-way manifold	**FC-RO07S**	1 pc.	-
1" 8-way manifold	**FC-RO08S**	1 pc.	-
1" 9-way manifold	**FC-RO09S**	1 pc.	-
1" 10-way manifold	**FC-RO10S**	1 pc.	-
1" 11-way manifold	**FC-RO11S**	1 pc.	-
1" 12-way manifold	**FC-RO12S**	1 pc.	-



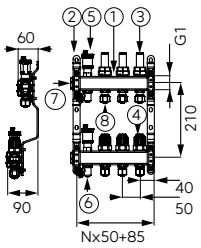

AISI 304

GLYCOL 50%

Manifold type SN-RZP 1"

- 2 – 12-way manifold bar, 2 pcs. (1)
- set of steel brackets (2)
- flow meters for adjusting flows on the supply bar (3)
- thermostatic valves on the return bar equipped with knobs for manual adjustment with the possibility of connecting a thermoelectric head (4)
- automatic air vent valves G1/2, 2 pcs. (5)
- rotary drain valves G1/2, 2 pcs. (6)
- brass plugs G1, 2 pcs. (7)
- nipples G1/2 with fittings for multilayer pipe 16x2 mm (8)

	EAN Index	Packaging individual	Packaging collective
1" 2-way manifold	**SN-RZP02S**	1 pc.	-
1" 3-way manifold	**SN-RZP03S**	1 pc.	-
1" 4-way manifold	**SN-RZP04S**	1 pc.	-
1" 5-way manifold	**SN-RZP05S**	1 pc.	-
1" 6-way manifold	**SN-RZP06S**	1 pc.	-
1" 7-way manifold	**SN-RZP07S**	1 pc.	-
1" 8-way manifold	**SN-RZP08S**	1 pc.	-
1" 9-way manifold	**SN-RZP09S**	1 pc.	-
1" 10-way manifold	**SN-RZP10S**	1 pc.	-
1" 11-way manifold	**SN-RZP11S**	1 pc.	-
1" 12-way manifold	**SN-RZP12S**	1 pc.	-

Stainless steel manifolds

	Description



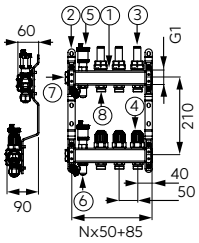

AISI 304

GLYCOL 50%

Manifold type SN-RZPU 1"

- 2 – 12-way manifold bar, 2 pcs. (1)
- set of steel brackets (2)
- flow meters for adjusting flows on the supply bar (3)
- thermostatic valves on the return bar equipped with knobs for manual adjustment with the possibility of connecting a thermoelectric head (4)
- automatic air vent valves G1/2, 2 pcs. (5)
- rotary drain valves G1/2, 2 pcs. (6)
- brass plugs G1, 2 pcs. (7)
- nipples G1/2xG3/4 (8)

	EAN Index	Packaging individual	Packaging collective
1" 2-way manifold	**SN-RZPU02S**	1 pc.	-
1" 3-way manifold	**SN-RZPU03S**	1 pc.	-
1" 4-way manifold	**SN-RZPU04S**	1 pc.	-
1" 5-way manifold	**SN-RZPU05S**	1 pc.	-
1" 6-way manifold	**SN-RZPU06S**	1 pc.	-
1" 7-way manifold	**SN-RZPU07S**	1 pc.	-
1" 8-way manifold	**SN-RZPU08S**	1 pc.	-
1" 9-way manifold	**SN-RZPU09S**	1 pc.	-
1" 10-way manifold	**SN-RZPU10S**	1 pc.	-
1" 11-way manifold	**SN-RZPU11S**	1 pc.	-
1" 12-way manifold	**SN-RZPU12S**	1 pc.	-



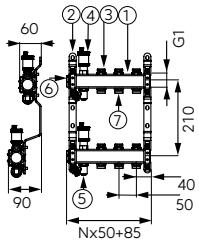

AISI 304

GLYCOL 50%

Manifold type SN-ROU 1"

- 2 – 12-way manifold bar, 2 pcs. (1)
- set of steel brackets (2)
- shut-off valves on the supply and return bar (3)
- automatic air vent valves G1/2, 2 pcs. (4)
- rotary drain valves G1/2, 2 pcs. (5)
- brass plugs G1, 2 pcs. (6)
- nipples G1/2xG3/4 (7)

	EAN Index	Packaging individual	Packaging collective
1" 2-way manifold	**SN-ROU02S**	1 pc.	-
1" 3-way manifold	**SN-ROU03S**	1 pc.	-
1" 4-way manifold	**SN-ROU04S**	1 pc.	-
1" 5-way manifold	**SN-ROU05S**	1 pc.	-
1" 6-way manifold	**SN-ROU06S**	1 pc.	-
1" 7-way manifold	**SN-ROU07S**	1 pc.	-
1" 8-way manifold	**SN-ROU08S**	1 pc.	-
1" 9-way manifold	**SN-ROU09S**	1 pc.	-
1" 10-way manifold	**SN-ROU10S**	1 pc.	-
1" 11-way manifold	**SN-ROU11S**	1 pc.	-
1" 12-way manifold	**SN-ROU12S**	1 pc.	-

Manifolds
brass



WARRANTY 15

CW 617N

GLYCOL 50%

H_2O

Advantages

- precise and solid workmanship
- high quality of used materials
- 11 models of each type
- material: CW617N brass (manifold bars)

Characteristics

Brass manifolds are a fundamental component of the central heating system. They are used in installations with convector radiators, underfloor heating, and mixed systems. They enable precise adjustment of the installation and reliable operation of the entire heating system.

Brass manifolds

	Description

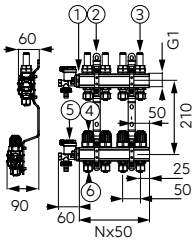

CW 617N

GLYCOL 50%

Manifold type N-RZP 1"

- manifold bar 2–16-way, 2 pcs. (1)
- set of steel brackets (2)
- flow meters for adjusting flows on the supply bar (3)
- thermostatic valves on the return bar equipped with knobs for manual adjustment with the possibility of connecting a thermoelectric head (4)
- air vent and drain units G1 with automatic air vent and drain valve with brass hose end, 2 pcs. (5)
- nipples G1/2 with fittings for multilayer pipe 16x2 mm (6)

	EAN	Packaging	
	Index	individual	collective
1" 2-way manifold	**N-RZP02S**	1 pc.	-
1" 3-way manifold	**N-RZP03S**	1 pc.	-
1" 4-way manifold	**N-RZP04S**	1 pc.	-
1" 5-way manifold	**N-RZP05S**	1 pc.	-
1" 6-way manifold	**N-RZP06S**	1 pc.	-
1" 7-way manifold	**N-RZP07S**	1 pc.	-
1" 8-way manifold	**N-RZP08S**	1 pc.	-
1" 9-way manifold	**N-RZP09S**	1 pc.	-
1" 10-way manifold	**N-RZP10S**	1 pc.	-
1" 11-way manifold	**N-RZP11S**	1 pc.	-
1" 12-way manifold	**N-RZP12S**	1 pc.	-
1" 13-way manifold	**N-RZP13S**	1 pc.	-
1" 14-way manifold	**N-RZP14S**	1 pc.	-
1" 15-way manifold	**N-RZP15S**	1 pc.	-
1" 16-way manifold	**N-RZP16S**	1 pc.	-

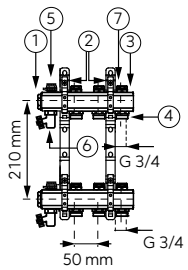

CW 617N

GLYCOL 50%

Manifold type RO 1"

- 2-12-way manifold bar 1", 2 pcs. (3)
- set of steel brackets (2)
- shut-off valves on the supply and return bar (7)
- manual air vent valve G1/2, 2 pcs. (5)
- rotary drain valve G1/2, 2 pcs. (6)
- plug G1 (1)
- nipple G1/2 x G3/4 (4)

	EAN	Packaging	
	Index	individual	collective
1" 2-way manifold	**RO02S**	1 pc.	-
1" 3-way manifold	**RO03S**	1 pc.	-
1" 4-way manifold	**RO04S**	1 pc.	-
1" 5-way manifold	**RO05S**	1 pc.	-
1" 6-way manifold	**RO06S**	1 pc.	-
1" 7-way manifold	**RO07S**	1 pc.	-
1" 8-way manifold	**RO08S**	1 pc.	-
1" 9-way manifold	**RO09S**	1 pc.	-
1" 10-way manifold	**RO10S**	1 pc.	-
1" 11-way manifold	**RO11S**	1 pc.	-
1" 12-way manifold	**RO12S**	1 pc.	-

Brass manifolds

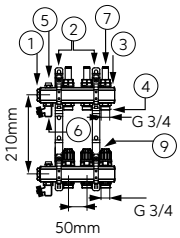

Description

CW 617N

GLYCOL 50%

Manifold type RZP 1"

- 2-12-way manifold bar 1", 2 pcs. (3)
- set of steel brackets (2)
- flow meters on the supply bar for flow regulation (7)
- thermostatic valves on the return bar equipped with knobs for manual adjustment with the possibility of connecting a thermoelectric head (9)
- manual air vent valve G1/2, 2 pcs. (5)
- rotary drain valve G1/2, 2 pcs. (6)
- plug G1 (1)
- nipple G1/2 x G3/4 (4)

	EAN	Packaging	
	Index	individual	collective
1" 2-way manifold	**RZP02S**	1 pc.	-
1" 3-way manifold	**RZP03S**	1 pc.	-
1" 4-way manifold	**RZP04S**	1 pc.	-
1" 5-way manifold	**RZP05S**	1 pc.	-
1" 6-way manifold	**RZP06S**	1 pc.	-
1" 7-way manifold	**RZP07S**	1 pc.	-
1" 8-way manifold	**RZP08S**	1 pc.	-
1" 9-way manifold	**RZP09S**	1 pc.	-
1" 10-way manifold	**RZP10S**	1 pc.	-
1" 11-way manifold	**RZP11S**	1 pc.	-
1" 12-way manifold	**RZP12S**	1 pc.	-

Cabinets
for manifolds



Manifold cabinets

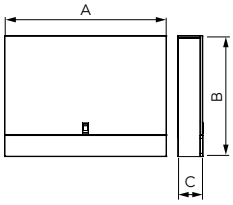

Description

Surface-mounted manifold cabinet with space for control strip

NOVELTY

- made entirely of 0.8 mm galvanized sheet metal, laser cut
- powder-coated front, fully removable
- color: white RAL 9016
- includes mounting rails for manifold
- closed with a plastic latch
- integrated mounting rail for underfloor heating control strip
- integrated cable routing and separation system facilitates installation and cable organization

A [mm]	**B** [mm]	**C** [mm]	EAN **Index**	Packaging individual	Packaging collective
445	745-823	115-180	**SZNW1**	1 pc.	-
610			**SZNW2**	1 pc.	-
770			**SZNW3**	1 pc.	-
840			**SZNW4**	1 pc.	-
1015			**SZNW5**	1 pc.	-
1130			**SZNW6**	1 pc.	-

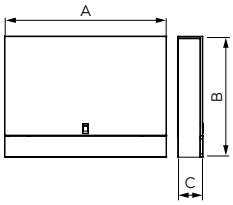

Flush-mounted manifold cabinet with space for control strip

NOVELTY

- made entirely of 0.8 mm galvanized sheet metal, laser cut
- powder-coated front, fully removable
- color: white RAL 9016
- includes mounting rails for manifold
- closed with a plastic latch
- integrated mounting rail for underfloor heating control strip
- integrated cable routing and separation system facilitates installation and cable organization

A [mm]	**B** [mm]	**C** [mm]	EAN **Index**	Packaging individual	Packaging collective
445	750	120	**SZPW1**	1 pc.	-
570			**SZPW2**	1 pc.	-
730			**SZPW3**	1 pc.	-
800			**SZPW4**	1 pc.	-
975			**SZPW5**	1 pc.	-
1090			**SZPW6**	1 pc.	-

Manifold cabinets

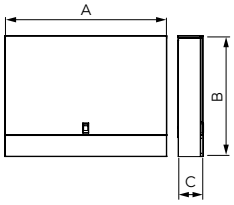

Description

Surface-mounted manifold cabinet

NOVELTY

- made entirely of 0.8 mm galvanized sheet metal, laser cut
- powder-coated front, fully removable
- color: white RAL 9016
- depth 120 or 170 mm
- includes mounting rails for manifold
- closed with a plastic latch

A [mm]	**B** [mm]	**C** [mm]	EAN **Index**	Packaging individual	Packaging collective
385	575	120	**SZN0**	1 pc.	-
485			**SZN1**	1 pc.	-
610			**SZN2**	1 pc.	-
770			**SZN3**	1 pc.	-
840			**SZN4**	1 pc.	-
1015			**SZN5**	1 pc.	-
1130			**SZN6**	1 pc.	-
610		170	**SZN2-170**	1 pc.	-
840			**SZN4-170**	1 pc.	-
1130			**SZN6-170**	1 pc.	-

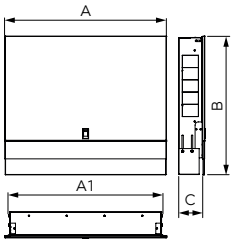

Flush-mounted manifold cabinet

NOVELTY

- made entirely of 0.8 mm galvanized sheet metal, laser cut
- powder-coated front, fully removable
- color: white RAL 9016
- adjustable depth
- adjustable height with sliding front cover
- includes mounting rails for manifold
- closed with a plastic latch

A [mm]	**A1** [mm]	**B** [mm]	**C** [mm]	EAN **Index**	Packaging individual	Packaging collective
385	345	580-650	115-180	**SZP0**	1 pc.	-
485	445			**SZP1**	1 pc.	-
610	570			**SZP2**	1 pc.	-
770	730			**SZP3**	1 pc.	-
840	800			**SZP4**	1 pc.	-
1015	975			**SZP5**	1 pc.	-
1130	1090			**SZP6**	1 pc.	-

Manifold cabinets

	Index	R	R+GM	R + GM1F
		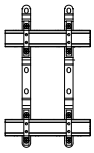	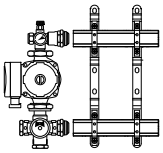	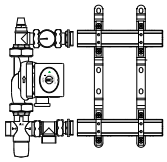
	SZP0	2	-	-
	SZP1	5	2	2
	SZP2	8	5	4
	SZP3	10	8	7
	SZP4	12	10	8
	SZP5	15	13	12
	SZP6	17	15	14
	SZN0	2	-	-
	SZN1	5	-	-
	SZN2	8	-	-
	SZN3	10	-	-
	SZN4	12	-	-
	SZN5	15	-	-
	SZN6	17	-	-
	SZN2-170	8	5	4
	SZN4-170	12	10	8
	SZN6-170	17	15	14

maximum number of manifold circuits

Mixing groups

	Description

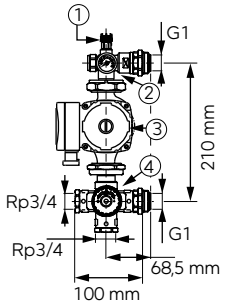

Mixing group for underfloor heating 1"

The group includes:
- 4-way thermostatic valve Rp3/4 with adjustment range 25-50°C (4)
- electronic circulation pump (3)
- thermometer 0-80°C (2)
- manual air vent (1)

Advantages:
- universal for all types of manifolds with 210 mm bar spacing
- compatible with any type of circulation pump with 130 mm spacing
- precise and easy to adjust
- comes with pump
- the width of the set after installation is only 120 mm

	Index	Packaging individual	Packaging collective
with electronic pump 25-4-130 GPAII, Q_{max} = 2.4 m³/h	**GM40GPA**	1 pc.	-
with electronic pump 25-6-130 GPAII, Q_{max} = 3.0 m³/h	**GM60GPA**	1 pc.	-



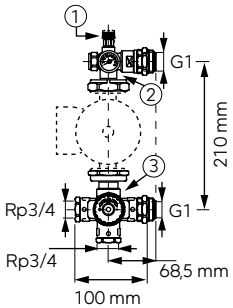

Mixing group for 1" manifolds for 130 mm pump

The group includes:
- 4-way thermostatic valve Rp3/4, K_v = 3.5 m³/h with adjustment range 25°C-50°C (3)
- thermometer 0-80°C (2)
- manual air vent (1)
- half-union fittings for pump 1 1/2"
- manifold connections with o-ring seal

Advantages:
- universal for all types of manifolds with 210 mm bar spacing
- compatible with any type of circulation pump with 130 mm spacing
- precise and easy to adjust

Index	Packaging individual	Packaging collective
GM-WP	1 pc.	-

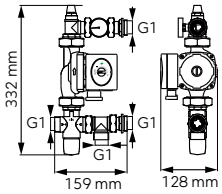

Mixing group GM1F

The mixing group is used to lower and maintain the desired temperature of the heating medium in the underfloor heating system.

Parameters:
- static pressure (PN): max. 0.4 MPa (4 bar)
- dynamic working pressure: max. 0.3 MPa (3 bar)
- K_v: 1.9 m³/h
- adjustment range: 20-40°C
- adjustment accuracy: +/- 3°C

The group includes:
- thermostatic, 3-way mixing valve
- air vent
- thermometer
- set of union fittings

Advantages:
- universal group for all manifolds with 210 mm bar spacing
- compatible with any type of circulation pump with 130 mm spacing
- precise and easy to adjust
- reversible

	Index	Packaging individual	Packaging collective
with electronic pump 25-4-130 GPAII, Q_{max} = 2.4 m³/h	**GM1F-40GPA**	1 pc.	-
with electronic pump 25-6-130 GPAII, Q_{max} = 3.0 m³/h	**GM1F-60GPA**	1 pc.	-
without pump	**GM1F-WP**	1 pc.	-

Mixing groups

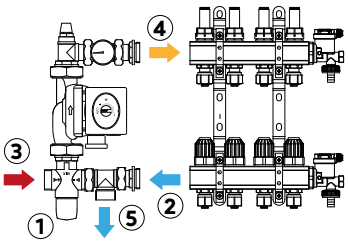

1. Thermostatic mixing valve (controls the temperature levels in the underfloor system)
2. Return of cold water from the underfloor heating system
3. Supply of hot medium to the underfloor heating system
4. Supply of the underfloor heating system with medium at the desired temperature
5. Return to the boiler

Mixed installation with GM1F group

The group lowers and maintains the desired temperature of the heating medium in the surface heating system.

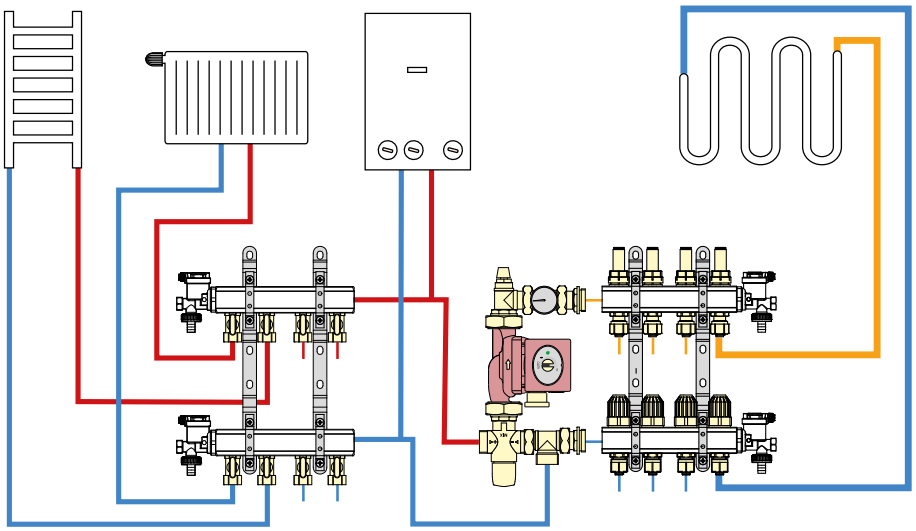

Manifolds
sanitary



WARRANTY 15

H_2O

Ni FREE

4MS

Execution

- The forged manifold body is made using ABT (Advanced Body Technology) from CW617N-4MS brass with reduced lead and nickel content
- Individual outlets are an integral part of the brass bar, and the valve heads are positioned at an angle to minimize their impact on the flow through the body
- manifolds suitable for drinking water – the surface in contact with water (the inside of the body and connection threads) is not nickel-plated
- making the bar as a screw-on element allows for creating manifold modules with a greater number of outlets
- the flow at individual outlets is regulated by poppet valves, and eurocone 1/2" fittings are used for connecting pipes – for 16 x 2 mm plastic or multilayer pipes and for 15 mm copper pipes
- since the number of cold and hot water outlets in buildings is usually different – manifolds are offered as single bars, and the offer is complemented by sets of dedicated steel brackets for mounting sets consisting of two bars

Application and advantages

Sanitary manifolds are an increasingly popular alternative to distributing domestic water using the tee system. The main advantage of this solution is the elimination of the risk associated with making pipe connections in hard-to-reach places, e.g., in floors or walls, where repairs in case of a leak are very costly. Pipe connections occur only at the manifolds and water draw-off points, which – together with the time saved on installation – helps offset the cost of purchasing the manifold and additional meters of pipe.

Another benefit of using manifolds is the equalization of pressure at all points. When the flow is opened at one point, the pressure drop at the others is much smaller than with the tee system. This eliminates, for example, the troublesome effect of water temperature instability, most often felt when someone else draws cold water at another point while using the shower.

Sanitary manifolds are used not only in houses and apartments, but also in commercial buildings and public facilities – e.g., hotels, dormitories, public toilets – where an additional advantage is control over individual outlets from a location inaccessible to users. In such cases, they are most often installed at domestic water risers and allow the flow to be cut off only to one device or room without disturbing the operation of the others.

Diagram of the installation

When installing a manifold system, we connect each draw-off point (bathroom faucets, kitchen faucets, WC, washing machine, dishwasher, etc.) directly to a separate outlet in the manifold, which allows any point to be shut off if necessary, without having to close the supply to the entire apartment or building.

Comparison of costs when using individual systems:

Type of installation	Tee system	Manifold system
number of connections (tees)	7	0
number of connections	30	20

Installation in a tee system example →

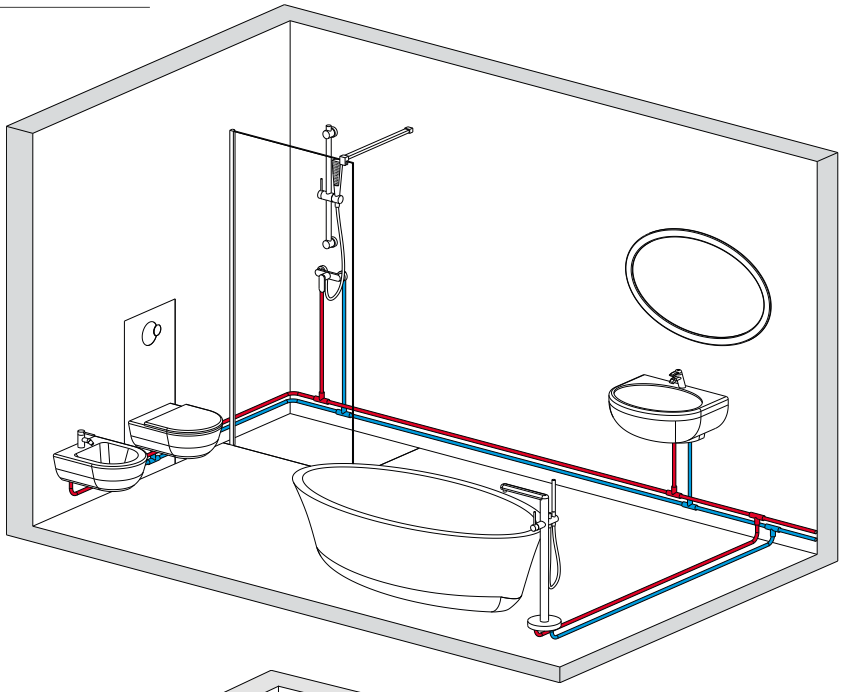

Installation in a manifold system example →

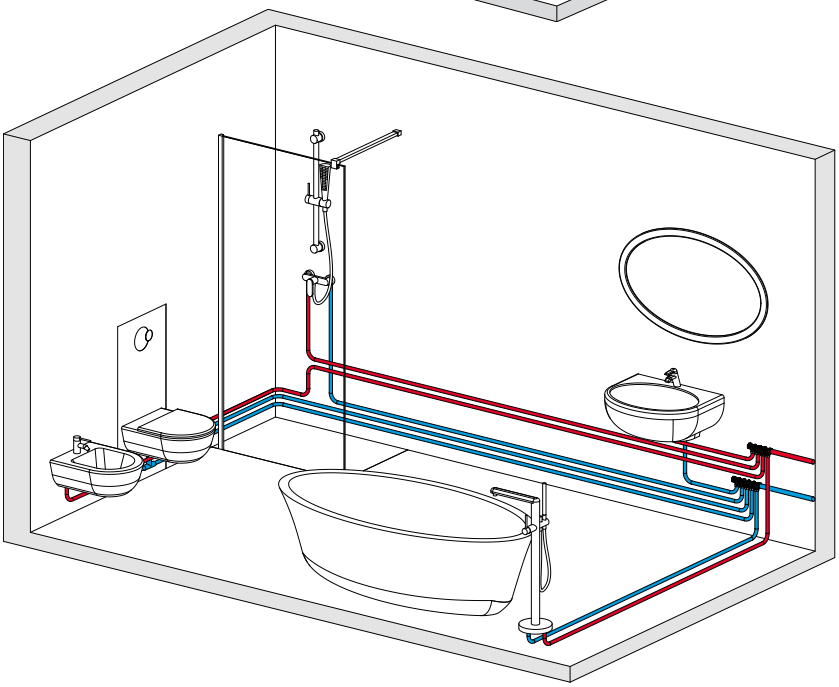

Sanitary manifolds

			Description
	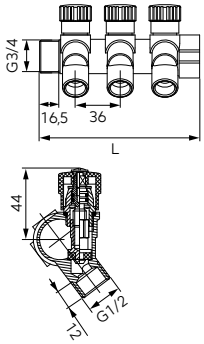		**Sanitary manifold 3/4" x 1/2"** • brass bar 3/4" male-female, 2-4 way • poppet shut-off valves • blue and red knobs included • nominal pressure: 10 bar (PN10) • maximum temperature: 110°C

	L [mm]	Index	Packaging individual	Packaging collective
2-way	93	**RDW200200**	1 pc.	40 pcs.
3-way	129	**RDW200300**	1 pc.	40 pcs.
4-way	165	**RDW200400**	1 pc.	32 pcs.

	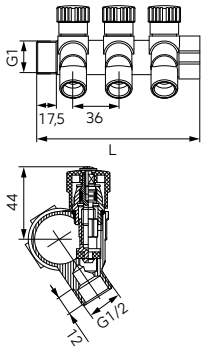		**Sanitary manifold 1" x 1/2"** • brass bar 3/4" male-female, 2-4 way • poppet shut-off valves • blue and red knobs included • nominal pressure: 10 bar (PN10) • maximum temperature: 110°C

	L [mm]	Index	Packaging individual	Packaging collective
2-way	95	**RDW250200**	1 pc.	40 pcs.
3-way	131	**RDW250300**	1 pc.	40 pcs.
4-way	167	**RDW250400**	1 pc.	32 pcs.

	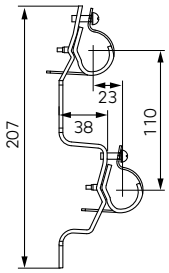	**Set of brackets for sanitary manifolds** • two brackets included • equipped with rubber pads • material: galvanized steel

brackets for manifolds	Index	Packaging individual	Packaging collective
3/4"	**LC2RDW20**	1 pc.	30 pcs.
1"	**LC2RDW25**	1 pc.	30 pcs.

FERRO®

F-PRO
F-POWER
F-COMFORT

Compatible system.
From standard to advanced installations.

Accessories for manifolds

Description

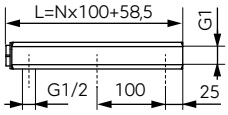

CW 617N

GLYCOL 50%

Manifold bar type RMD 1"

- 2-6-way manifold bar
- brass plug 1"
- single-sided connections
- connection spacing: 100 mm

	EAN	Packaging	
	Index	individual	collective
1" 2-way bar	**RMD02**	1 pc.	-
1" 3-way bar	**RMD03**	1 pc.	-
1" 4-way bar	**RMD04**	1 pc.	-
1" 5-way bar	**RMD05**	1 pc.	-
1" 6-way bar	**RMD06**	1 pc.	-

Accessories for manifolds

	Description

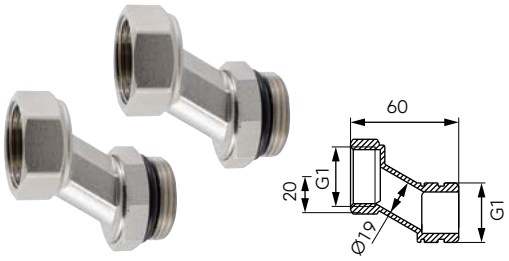

GM installation without eccentric fittings

GM installation with eccentric fittings

1" eccentric set for manifold

- enables changing the spacing of the manifold connections
- facilitates the installation of GM mixing groups allowing for their vertical positioning
- 2 pcs. in the set

EAN	Packaging	
Index	individual	collective
MR-SET	1 set (2 pcs.)	-

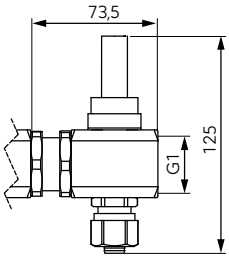

1" extension set for manifold, with flow meter

- flow meter for flow regulation on the supply bar, range 0-5 l/min
- G1/2 nipple with fitting for 16x2 mm multilayer pipe
- 1" nipple with seal included

EAN	Packaging	
Index	individual	collective
N-RKPP-EXT	1 pc.	-

Accessories for manifolds

	Description

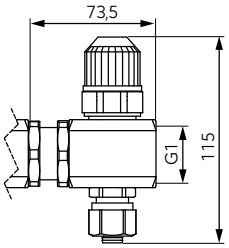

1" extension set for manifold, with thermostatic valve

- thermostatic valve equipped with a manual adjustment knob with the possibility of connecting an M30x1.5 thermoelectric head
- G1/2 nipple with fitting for 16x2 mm multilayer pipe
- 1" nipple with seal included

	Packaging	
Index	individual	collective
N-RKPT-EXT	1 pc.	-

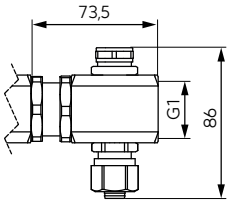

1" extension set for manifold, with shut-off valve

- shut-off valve
- G1/2 nipple with fitting for 16x2 mm multilayer pipe
- 1" nipple with seal included

	Packaging	
Index	individual	collective
N-RKPO-EXT	1 pc.	-

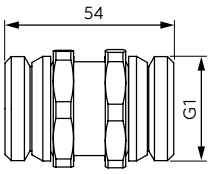

1" brass nipple with seal

	Packaging	
Index	individual	collective
N05ZOR	1 pc.	-

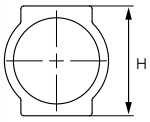

1/2" balancing-measuring valve (flow meter) + 1/2" x 3/4" nipple

		Packaging	
H [mm]	**Index**	individual	collective
39	**RKPP-SET39**	1 pc.	-

Accessories for manifolds

	Description	Packaging	
		individual	collective
	1/2″ balancing-measuring valve (flow meter) + 1/2″ x 1/2″ nipple + compression fitting for 16x2 mm multilayer pipes • 39 mm profile		
	Index		
	RKPP-SET39P12	1 pc.	-



M30x1.5 thermostatic insert + 1/2″ x 3/4″ nipple

H [mm]	Index	Packaging individual	Packaging collective
39	**RKPT-SET39**	1 pc.	-



Shut-off valve + 1/2″ x 3/4″ nipple

H [mm]	Index	Packaging individual	Packaging collective
39	**RKPO-SET39**	1 pc.	-

GLYCOL 50%

1/2″ balancing-measuring valve (flow meter)

- maximum operating pressure: 0.6 MPa (6 bar)
- maximum operating temperature: 70°C
- K_{VS} = 1.1 m^3/h
- adjustment range: 0 - 5 l/min
- measurement accuracy: ± 10% of final value

Index	Packaging individual	Packaging collective
RKPP-T	1 pc.	100 pcs.

Accessories for manifolds

	Description		
	GLYCOL 50% **1/2″ balancing-measuring valve (flow meter)** • maximum operating pressure: 0.6 MPa (6 bar) • maximum operating temperature: 60°C • Kvs = 1.1 m³/h • adjustment range: 0 - 5 l/min • measurement accuracy: ± 10% of final value		
	EAN **Index**	**Packaging** individual	collective
	RKPP-TP	1 pc.	-
	1/2″ x 1/2″ nipple for RKPP-TP flow meters • 39 mm profile • compression fitting for 16x2 mm multilayer pipes included		
	EAN **Index**	**Packaging** individual	collective
1/2″ x 1/2″	**N10PORT-C7NEW**	1 pc.	-
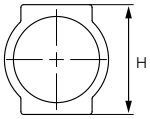	**1/2″ shut-off valve for manifold**		
	EAN **Index**	**Packaging** individual	collective
H [mm]			
39	**RKPO1-C7**	1 pc.	-

Accessories for manifolds

	Description		
	Knob for M30x1.5 thermostatic insert		
		Packaging	
	Index	individual	collective
	RKPT2	1 pc.	-

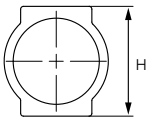	**M30x1.5 thermostatic insert**			
		Packaging		
H [mm]	**Index**	individual	collective	
39	**RKPT1-C7**	1 pc.	-	

	1/2"x1/2" nipple for thermostatic insert or shut-off valve • compression fitting for 16x2 mm multilayer pipes included		
		Packaging	
H [mm]	**Index**	individual	collective
1/2" x 1/2"	**N10ZORZL-C7NEW**	1 pc.	-

Accessories for manifolds

	Description		
	Nipple for thermostatic insert or shut-off valve		
	EAN	Packaging	
H [mm]	**Index**	individual	collective
1/2" x 3/4"	**N10ZOR**	1 pc.	-

	1/2" rotary drain valve with o-ring seal • maximum working pressure: 10 bar • maximum operating temperature: 100°C		
	EAN	Packaging	
	Index	individual	collective
	ZSR1	1 pc.	50 pcs.

Accessories for manifolds

Description

Air vent and drain unit for 1" manifold

- connection to manifold with sealing
- automatic air vent
- drain valve with brass hose end

Index	Packaging individual	Packaging collective
O25ZSR-C7NEW	1 pc.	-

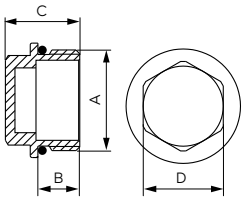

Brass plug

- with o-ring

A	B [mm]	C [mm]	D [mm]	Index	Packaging individual	Packaging collective
3/4"	11	19,5	21	KOR4ZOR	1 pc.	10 pcs.
1"	10,5	19,5	28	KOR5ZOR	1 pc.	10 pcs.

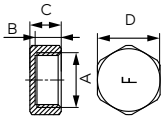

Cap with flat gasket

A	B [mm]	C [mm]	D [mm]	Index	Packaging individual	Packaging collective
G3/4	11,5	13,5	30	ZAS3ZU	10	250
G1	13	15	36,5	ZAS4ZU	5	200

Set of brackets for 1" manifold

Index	Packaging individual	Packaging collective
LC10Y	1 pc.	40 pcs.

FERRO

Heating **control**

HEATING CONTROL

CONTROL STRIPS
80

CONTROLLERS, SENSORS AND CONTROL MODULES
80

THERMOELECTRIC HEADS
81

CONTROLLERS AND THERMOSTATS
81

Heating control

	Description	
	Manifold for thermostatic valves designed for underfloor heating management • possibility of wireless and wired operation • Wi-Fi internet module built into the manifold • eModul application • heating and cooling functions • one 230 V output for the pump • voltage-free contact (e.g. for controlling a heating device)	NOVELTY

	Index	Packaging individual	Packaging collective
	FL8	1 pc.	-

	Description	
	Room controller • possibility of wireless and wired operation • LCD display • three control buttons • room temperature control • room temperature reading	NOVELTY

	Index	Packaging individual	Packaging collective
wired	**FTHW**	1 pc.	-
wireless	**FTHL**	1 pc.	-

	Description	
	Room sensor • possibility of wireless and wired operation • power supply: 2xAAA 1.5V batteries • 2-wire communication • room temperature reading	NOVELTY

HEATING CONTROL	Index	Packaging individual	Packaging collective
wired	**FSW**	1 pc.	-
wireless	**FSWL**	1 pc.	-

	Description	
	Floor temperature sensor • NTC sensor • cable length 2.5 m • polyvinyl insulation of the cable	NOVELTY

Index	Packaging individual	Packaging collective
FNTC	1 pc.	-

Heating control

	Description

Thermoelectric actuator

NOVELTY

- non-current closed (NC).
- nut with M30x1.5 thread
- class - IP45
- opening time - approx. 3.5 min
- power supply: 230V 50Hz
- stroke - 3.7mm
- continuous power 3W

	Packaging	
Index	individual	collective
FTH1	1 pc.	-

Strap-on thermostat

- single-pole, switching contacts
- mounted with a screw terminal
- temperature adjustment range: +10°C to +90°C
- power supply: 230 V/50 Hz
- terminal load: 15 A (2.5 A)/250 V
- degree of electrical protection: IP20
- temperature gradient: 1°C/min.

	Packaging	
Index	individual	collective
91934010	1 pc.	60 pcs.

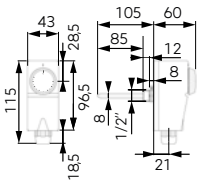

Immersion thermostat 30-90/16A/250V

- temperature adjustment range: 30°C ÷ 90°C (± 3°C)
- differential: 4 ± 2°C
- degree of electrical protection: IP40
- protection class: Class II
- thermal gradient: < 1 K/min
- maximum head temperature: 80°C
- maximum capillary temperature: 110°C
- maximum shield pressure: 10 bar
- terminals: Ag 1000/1000
- terminal load: 16 A (5 A)/250 V AC
- disconnecting or switching contacts: SPDT type
- switching type: 1B
- gland: M20x1.5
- connection thread: G1/2
- capillary length: 85 mm
- installation location: in tanks

	Packaging	
Index	individual	collective
91934020	1 pc.	25 pcs.

Characteristics
valves

Type of valve		Thread type	Nominal pressure	Maximum temp. of operation	Full bore according to standard	Gland allowing to compensate for clearances	Working medium	PZH Certificate	Warranty
F-COMFORT		**G**	2.0 MPa (20 bar)	100°C	reduced	yes	H_2O	yes	**5 years**
F-POWER		**G**	3.0 MPa (30 bar)	120°C	yes	yes	H_2O, GLYCOL 50%, AIR	yes	**10 years**
HERKULES		**Rp, R**	4.0 MPa (40 bar)	140°C	yes	yes	H_2O, GLYCOL 50%, AIR	yes	**15 years**

Thread types

Thread	Sketch	Description	According to standard	Compatibility	Sealing
G	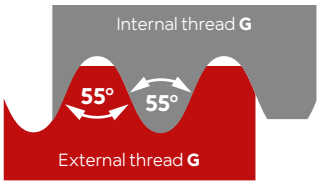	Cylindrical pipe thread connections with tightness not achieved on the thread	**ISO 228**	External G thread can only be screwed into internal G thread	Sealing by pressing two flat surfaces and an additional gasket or on a 60° cone
Rp	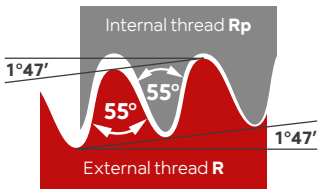	Cylindrical pipe thread internal of connections with with tightness achieved on the thread	**ISO 7**	Only an external R thread can be screwed into an internal Rp thread	Sealing on the thread, e.g. with PTFE tape or thread
R		Tapered pipe thread external of connections with with tightness achieved on the thread	**ISO 7**	An external R thread can be screwed into an internal G or Rp thread	

Specialist
water

VALVES

BALL VALVES F-COMFORT
85

BALL VALVES F-POWER
91

BALL VALVES HERKULES
98

BALL VALVES ANGLED WITH HALF-UNION
101

NOVELTY

MAGNETIC DIRT SEPARATORS
105

BALL VALVES OTHER
106

OTHER WATER VALVES
107

ANTI-FREEZE VALVES
113

ANGLE VALVES
117

HOSES

FLEXIBLE CONNECTIONS
122

MIXING AND DIFFERENTIAL VALVES

VALVES MIXING
127

VALVES DIFFERENTIAL
128

Ball valves
F-COMFORT



Sealing of the stem with PTFE

Chromed ball

Gland enabling compensation of clearances

Adapted for drinking water (contact surfaces with the medium are nickel-free)

Durable body made of CW617N-4MS brass with reduced lead and nickel content

Nominal **pressure 2.0 MPa**

Maximum **operating temperature 100°C**

PN [bar] 20

Tmax [°C] 100

H_2O

Ni FREE

4MS

WARRANTY 5

Advantages

- F-Comfort series valves were awarded the Gold Medal at the International Installation Fair 2020/2021
- Valves adapted for drinking water – the surface in contact with drinking water (valve interior and connection threads) is not nickel-plated.
- warranty: 5 years
- solid metal handle
- the gland placed in the stem allows compensation of possible clearances using a standard flat wrench
- chromed and polished ball resistant to blocking
- thick walls and solid workmanship – increased durability and strength
- quality control carried out strictly according to applicable European standards
- 100% of produced valves are subjected to tightness testing
- the bodies have permanent markings required by the standard
- valves equipped with bands for identification of hot/cold water or supply/return and tags with EAN codes and necessary data to facilitate retail sales

Operating parameters and scope of application

- nominal pressure: max. 2.0 MPa (20 bar)
- nominal operating temperature: max. 100°C
- working media: water (water supply, domestic hot water, and heating installations)
- the valves have a Technical Approval issued by the Building Research Institute in Warsaw confirming their suitability for use in construction, as well as a Hygienic Certificate issued by the National Institute of Hygiene in Warsaw.

Design and materials

- The valves are made using ABT (Advanced Body Technology), combining advanced design and material solutions
- body material: brass CW617N-4MS – the latest hygienic standard
- ball finish: chrome-plated, polished
- ball seals: PTFE
- stem seals: PTFE

F-Comfort ball valves

Description

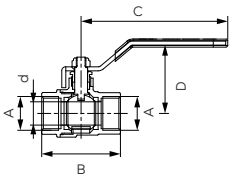

F-Comfort ball valve

- female-female
- with gland
- handle: metal lever
- body and ball material: brass
- ball and stem seal material: PTF
- nominal pressure: 20 bar (PN20)
- maximum operating temperature: 100°C

DN	A	d [mm]	B [mm]	C [mm]	D [mm]	K_{VS} [m³/h]	Index	Packaging individual	Packaging collective	Detail (Euro hanger) Index
15	G1/2	12	47	91	45,2	6,83	KFC1	15 pcs.	90 pcs.	KFC1E
20	G3/4	16	55,5	91	48,5	10,94	KFC2	12 pcs.	72 pcs.	KFC2E
25	G1	21	63	113	59	24,48	KFC3	10 pcs.	40 pcs.	KFC3E
32	G1 1/4	27	70,2	131	67	36,30	KFC4	9 pcs.	36 pcs.	
40	G1 1/2	33	81	154	82,5	54,77	KFC5	4 pcs.	16 pcs.	
50	G2	43	94,4	154	86	93,22	KFC6	2 pcs.	12 pcs.	

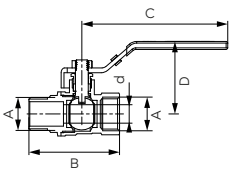

Ball valve F-Comfort

- female-male
- with gland
- handle: metal lever
- body and ball material: brass
- ball and stem seal material: PTFE
- nominal pressure: 20 bar (PN20)
- maximum operating temperature: 100°C

DN	A	d [mm]	B [mm]	C [mm]	D [mm]	K_{VS} [m³/h]	Index	Packaging individual	Packaging collective	Detail (Euro hanger) Index
15	G1/2	12	54,5	91	45,2	6,83	KFC11	15 pcs.	90 pcs.	KFC11E
20	G3/4	16	62,5	91	48,5	10,94	KFC21	10 pcs.	60 pcs.	KFC21E
25	G1	21	71,5	113	59	24,48	KFC31	10 pcs.	40 pcs.	KFC31E
32	G1 1/4	27	78,5	131	67	36,30	KFC41	6 pcs.	36 pcs.	
40	G1 1/2	33	93	154	82,5	54,77	KFC51	4 pcs.	16 pcs.	
50	G2	43	103,2	154	86	93,22	KFC61	2 pcs.	12 pcs.	

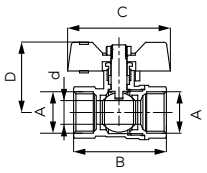

F-Comfort ball valve

- female-female
- with gland
- handle: metal butterfly
- body and ball material: brass
- ball and stem seal material: PTFE
- nominal pressure: 20 bar (PN20)
- maximum operating temperature: 100°C

DN	A	d [mm]	B [mm]	C [mm]	D [mm]	K_{VS} [m³/h]	Index	Packaging individual	Packaging collective	Detail (Euro hanger) Index
15	G1/2	12	47	52	35,5	5,34	KFCM1	24 pcs.	120 pcs.	KFCM1E
20	G3/4	16	55,5	52	38,8	13,31	KFCM2	18 pcs.	90 pcs.	KFCM2E
25	G1	21	63	67,5	49,5	21,28	KFCM3	10 pcs.	60 pcs.	KFCM3E

F-Comfort ball valves

Description

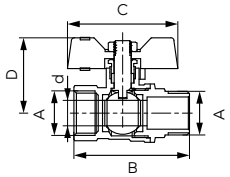

F-Comfort ball valve

- female-male
- with gland
- handle: metal butterfly
- body and ball material: brass
- ball and stem seal material: PTFE
- nominal pressure: 20 bar (PN20)
- maximum operating temperature: 100°C

DN	A	d [mm]	B [mm]	C [mm]	D [mm]	K_{VS} [m³/h]	Index	Packaging individual	Packaging collective	Detail (Euro hanger) Index
15	**G1/2**	12	54,5	52	35,5	5,34	**KFCM11**	18 pcs.	144 pcs.	**KFCM11E**
20	**G3/4**	16	62,5	52	38,8	13,31	**KFCM21**	18 pcs.	90 pcs.	**KFCM21E**
25	**G1**	21	71,5	67,5	50	21,28	**KFCM31**	10 pcs.	60 pcs.	**KFCM31E**

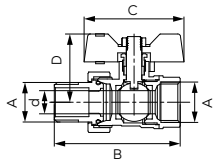

F-Comfort ball valve

- female-male with union nut
- with gland
- handle: metal butterfly
- body and ball material: brass
- ball and stem seal material: PTFE
- nominal pressure: 20 bar (PN20)
- maximum operating temperature: 100°C

DN	A	d [mm]	B [mm]	C [mm]	D [mm]	K_{VS} [m³/h]	Index	Packaging individual	Packaging collective	Detail (Euro hanger) Index
15	**G1/2**	12	65,5	52	35,5	6,39	**KFCS1**	15 pcs.	75 pcs.	**KFCS1E**
20	**G3/4**	16	76	52	38,8	11,83	**KFCS2**	14 pcs.	56 pcs.	**KFCS2E**
25	**G1**	21	87	67,5	50	21,50	**KFCS3**	12 pcs.	36 pcs.	**KFCS3E**

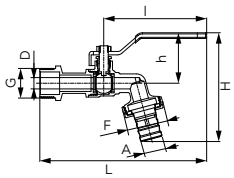

F-Comfort bibcock

- male
- with gland
- with metal hose connector
- handle: metal lever
- body and ball material: brass
- ball and stem seal material: PTFE
- nominal pressure: 10 bar (PN10)
- maximum operating temperature: 100°C

DN	G	D [mm]	L [mm]	I [mm]	H [mm]	h [mm]	A [mm]	F	K_{VS} [m³/h]	Index	Packaging individual	Packaging collective	Detail (Euro hanger) Index
15	**G1/2**	10	144	90	92	43	15	G3/4	2,50	**KCN1**	15 pcs.	60 pcs.	**KCN1E**
20	**G3/4**	10	148	90	95	43	19,5	G1	2,72	**KCN2**	10 pcs.	60 pcs.	**KCN2E**
25	**G1**	16	182	112	119	55	27	G1 1/4	8,19	**KCN3**	5 pcs.	30 pcs.	**KCN3E**

F-Comfort ball valves

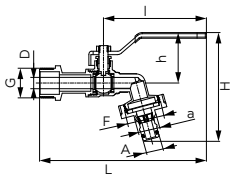

Description

F-Comfort bibcock with plastic quick connector

- male
- with gland
- with hose end for quick connector
- handle: metal lever
- body and ball material: brass
- ball and stem seal material: PTFE
- nominal pressure: 10 bar (PN10)
- maximum operating temperature: 65°C

DN	G	D [mm]	L [mm]	l [mm]	H [mm]	h [mm]	A [mm]	a [mm]	F	K_{vs} [m³/h]	Index (EAN)	Packaging individual	Packaging collective	Detail (Euro hanger) Index (EAN)
15	**G1/2**	10	144	90	94	43	15,5	19,8	G3/4	2,50	**KCPN1**	15 pcs.	60 pcs.	**KCPN1E**
20	**G3/4**	10	148	90	97	43	15,5	19,8	G1	2,50	**KCPN2**	10 pcs.	60 pcs.	**KCPN2E**

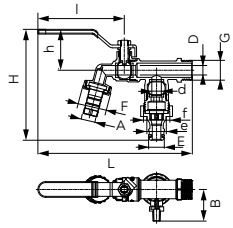

F-Comfort bibcock with two connections

- male
- with gland
- with metal hose connector and hose end for quick connector
- handle: metal lever
- body and ball material: brass
- ball and stem seal material: PTFE
- nominal pressure: 10 bar (PN10)
- maximum operating temperature: 65°C

DN	G	D [mm]	d [mm]	L [mm]	l [mm]	H [mm]	h [mm]	B [mm]	A [mm]	E [mm]	e [mm]	F	f	Index (EAN)	Packaging individual	Packaging collective
15	**G1/2**	10	10	163	90	117	43	33	15	15,5	19,8	G3/4	G3/4	**KCD1**	8 pcs.	32 pcs.
20	**G3/4**	10	10	164	90	118	43	33	19,5	15,5	19,8	G1	G1	**KCD2**	6 pcs.	24 pcs.

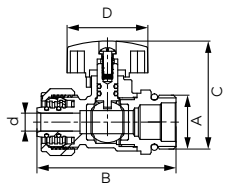

Ball valve F-Comfort for multilayer pipes 16x2mm

- male
- Compression fitting for multilayer pipes 16x2 mm with double EPDM o-ring sealing
- GZ 1/2" connection with EPDM o-ring sealing
- with double stem sealing (2 pcs. o-ring)
- handle: metal butterfly
- body and ball material: brass
- ball seal material: PTFE
- stem seal material: EPDM
- red or blue handle
- nominal pressure: 10 bar (PN10)
- maximum operating temperature: 100°C

DN	A	d [mm]	B [mm]	C [mm]	D [mm]	K_{vs} [m³/h]	Index (EAN)	Packaging individual	Packaging collective	Detail (Euro hanger) Index (EAN)
15	**G1/2**	7	54,2	31,6	31,5	2,50	**KNPEX16**	10 pcs.	120 pcs.	**KNPEX16E**
15	**G1/2**	7	54,2	31,6	31,5	2,50	**KNPEX16-BH**	10 pcs.	120 pcs.	**KNPEX16-BHE**

F-Comfort ball valves

Description

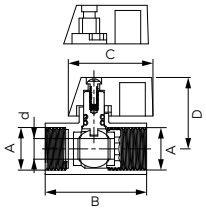

Mini ball valve F-Comfort

- set includes blue and red handle
- body and ball material: brass
- ball seal material: PTFE
- double stem sealing (2 pcs. o-ring)
- handle: metal butterfly
- nominal pressure: 10 bar (PN10)
- maximum operating temperature: 100°C

DN	A	d [mm]	B [mm]	C [mm]	D [mm]	K_{vs} [m³/h]		Index	Packaging individual	Packaging collective	Detail (Euro hanger) Index
10	**G1/2**	10	47,2	33	29,8	4,68	female-male	**KRN1**	20 pcs.	240 pcs.	**KRN1E**
10	**G1/2**	10	47,2	33	29,8	4,68	female-female	**KRN2**	20 pcs.	160 pcs.	**KRN2E**
8	**G3/8**	8	41	33	28,3	2,85	female-female	**KRN10**	10 pcs.	120 pcs.	**KRN10E**
8	**G3/8**	8	41	33	28,3	2,85	female-male	**KRN101**	10 pcs.	120 pcs.	**KRN101E**

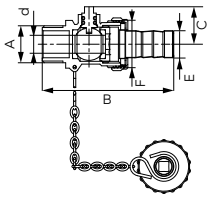

Drain ball valve F-Comfort

- male
- set includes hose connector and cap
- body and ball material: brass
- ball seal material: PTFE
- double stem sealing (2 pcs. o-ring)
- nominal pressure: 10 bar (PN10)
- maximum operating temperature: 100°C

DN	A	d [mm]	B [mm]	C [mm]	E [mm]	F	K_{vs} [m³/h]	Index	Packaging individual	Packaging collective	Detail (Euro hanger) Index
15	**G1/2**	10	74	21,3	15	G3/4	3,64	**ZSN1**	15 pcs.	120 pcs.	**ZSN1E**
20	**G3/4**	12	76,5	22,3	15	G3/4	6,48	**ZSN2**	10 pcs.	60 pcs.	**ZSN2E**

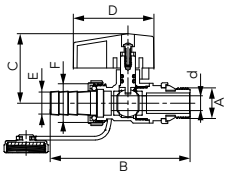

Drain ball valve F-Comfort with gasket

- male
- set includes hose connector and cap
- additional nut with gasket on the mounting thread
- body and ball material: brass
- ball seal material: PTFE
- double stem sealing (2 pcs. o-ring)
- handle: metal butterfly
- nominal pressure: 10 bar (PN10)
- maximum operating temperature: 100°C

DN	A	d [mm]	B [mm]	C [mm]	D [mm]	E [mm]	F	K_{vs} [m³/h]	Index	Packaging individual	Packaging collective	Detail (Euro hanger) Index
10	**G3/8**	10	82,5	40,5	43,5	13	G1/2	3,54	**ZSUN10**	10 pcs.	120 pcs.	**ZSUN10E**
15	**G1/2**	12	92	41	43,5	15	G3/4	5,57	**ZSUN1**	10 pcs.	80 pcs.	**ZSUN1E**
20	**G3/4**	15	92	43	43,5	19,6	G1	10,37	**ZSUN2**	10 pcs.	60 pcs.	**ZSUN2E**

F-Comfort ball valves

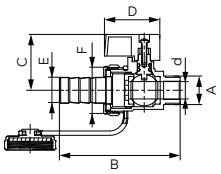

Description

Drain ball valve F-Comfort

- male
- set includes hose connector and cap
- body and ball material: brass
- ball seal material: PTFE
- double stem sealing (2 pcs. o-ring)
- handle: metal butterfly
- nominal pressure: 10 bar (PN10)
- maximum operating temperature: 100°C

DN	A	d [mm]	B [mm]	C [mm]	D [mm]	E [mm]	F	K_{VS} [m³/h]	Index	Packaging individual	Packaging collective	Detail (Euro hanger) Index
10	**G3/8**	9	68,5	32,3	32	15	G3/4	3,42	**ZSSN10**	10 pcs.	120 pcs.	**ZSSN10E**
15	**G1/2**	9	70,5	32,3	32	15	G3/4	3,54	**ZSSN1**	10 pcs.	120 pcs.	**ZSSN1E**

Ball valves
F-POWER



Sealing of the stem with PTFE

Chromed ball

Gland enabling compensation of clearances

Adapted for drinking water (contact surfaces with the medium are nickel-free)

Durable body made of CW617N-4MS brass with reduced lead and nickel content

Nominal **pressure 3.0 MPa**

Operating temperature from **-30°C to 120°C**

PN [bar] 30

Ni FREE

Tmax [°C] 120

4MS

Tmin [°C] -30

WARRANTY 10

H_2O

GLYCOL 50%

AIR

DN

Advantages

- warranty: 10 years
- the valve's full bore, without any constrictions, does not restrict flow; full bore in accordance with the standard
- valves adapted for drinking water – the surface that comes into contact with drinking water (inside of the valve and connection threads) is not nickel-plated.
- solid metal handle
- the gland placed in the stem allows compensation of possible clearances using a standard flat wrench
- chromed and polished ball resistant to blocking
- thick walls and solid workmanship – increased durability and strength
- quality control carried out strictly according to applicable European standards
- 100% of produced valves are subjected to tightness testing
- the bodies have permanent markings required by the standard
- valves equipped with bands for identification of hot/cold water or supply/return and tags with EAN codes and necessary data to facilitate retail sales
- the use of top-quality materials, attention to solid workmanship, the use of modern technologies, and multi-stage quality control have resulted in the new F-Power line being awarded the Golden Emblem of Quality International 2021

Operating parameters and scope of application

- nominal pressure: max. 3.0 MPa (30 bar)
- nominal operating temperature: min -30°C, max. 120°C,
- working media: water (water supply, domestic hot water and heating installations), max. 50% glycol solution in water, compressed air
- valves have a National Technical Assessment issued by the Building Research Institute in Warsaw confirming their suitability for use in construction, as well as a Hygienic Certificate issued by the National Institute of Public Health in Warsaw.

Design and materials

- valves are made using ABT (Advanced Body Technology), combining advanced design and material solutions
- body material: brass CW617N-4MS – the latest hygienic standard
- ball finish: chrome-plated, polished
- ball seals: PTFE
- stem seals: PTFE
- stable and safe stem mounting thanks to internal valve assembly

F-Power ball valves

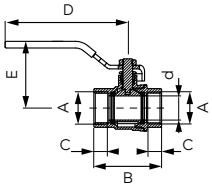

Description

Ball valve F-Power

- female-female
- full bore
- with gland
- handle: metal lever
- body material: brass
- ball material: brass (DN10 - DN50), stainless steel (DN65 - DN100)
- ball and stem seal material: PTFE
- nominal pressure DN10 - DN50: 30 bar (PN30)
- nominal pressure DN65 - DN100: 25 bar (PN25)
- maximum operating temperature: 120°C
- minimum operating temperature: -30°C

DN	A	d[mm]	C[mm]	B[mm]	E[mm]	D[mm]	K_{VS} [m³/h]	Index	Packaging individual	Packaging collective
10	G3/8	10	9	43	45	94	4,33	KFP10	20 pcs.	120 pcs.
15	G1/2	15	10,5	50,5	48,5	96	7,86	KFP1	12 pcs.	120 pcs.
20	G3/4	20	11	56	55	101,5	15,60	KFP2	10 pcs.	80 pcs.
25	G1	25	13	66,5	65,5	116,5	24,13	KFP3	8 pcs.	48 pcs.
32	G1 1/4	32	14	79	70,5	116,5	44,97	KFP4	8 pcs.	32 pcs.
40	G1 1/2	40	14,5	90	74	126,5	66,94	KFP5	4 pcs.	24 pcs.
50	G2	50	16	104	90,5	151,5	105,65	KFP6	2 pcs.	12 pcs.
65	G2 1/2	65	24	141	123,5	242	-	KFP7	1 pc.	4 pcs.
80	G3	80	24	160	135,5	242	-	KFP8	1 pc.	4 pcs.
100	G4	98	28	192	149	267	-	KFP9	1 pc.	2 pcs.

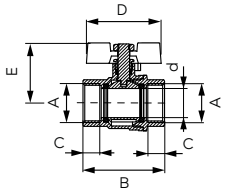

Ball valve F-Power

- female-female
- full bore
- with gland
- handle: butterfly
- body and ball material: brass
- ball and stem seal material: PTFE
- nominal pressure 30 bar (PN30)
- maximum operating temperature: 120°C
- minimum operating temperature: -30°C

DN	A	d[mm]	C[mm]	B[mm]	E[mm]	D[mm]	K_{VS} [m³/h]	Index	Packaging individual	Packaging collective
10	G3/8	10	9	43	34	51,3	4,33	KFPM10	12 pcs.	120 pcs.
15	G1/2	15	10,5	50,5	37,9	51,3	7,86	KFPM1	15 pcs.	150 pcs.
20	G3/4	20	11	56	41,3	51,3	14,80	KFPM2	12 pcs.	96 pcs.
25	G1	25	13	66,5	47,4	65	24,13	KFPM3	10 pcs.	50 pcs.
32	G1 1/4	32	14	79	63,7	88	42,58	KFPM4	6 pcs.	24 pcs.

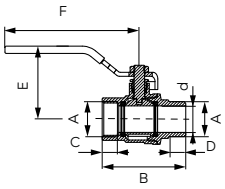

Ball valve F-Power

- female-male
- full bore
- with gland
- handle: metal lever
- body and ball material: brass
- ball and stem seal material: PTFE
- nominal pressure 30 bar (PN30)
- maximum operating temperature: 120°C
- minimum operating temperature: -30°C

DN	A	d[mm]	C[mm]	D[mm]	B[mm]	E[mm]	F[mm]	K_{VS} [m³/h]	Index	Packaging individual	Packaging collective
10	G3/8	10	9	10,5	53,5	45	94	4,21	KFP101	10 pcs.	120 pcs.
15	G1/2	15	10,5	11	58,5	48,5	96	7,06	KFP11	10 pcs.	100 pcs.
20	G3/4	20	11	11,5	63	54	101,5	14,80	KFP21	10 pcs.	80 pcs.
25	G1	25	13	13,5	75,5	65,5	116,5	23,11	KFP31	10 pcs.	40 pcs.
32	G11/4	32	14	18,5	93	70,5	116,5	42,01	KFP41	6 pcs.	24 pcs.
40	G11/2	40	14,5	18	101	74	126,5	66,14	KFP51	4 pcs.	16 pcs.
50	G2	50	16	20,5	120,5	90,5	151,5	-	KFP61	2 pcs.	12 pcs.

F-Power ball valves

Description

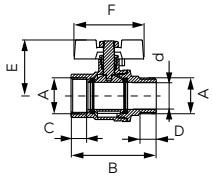

Ball valve F-Power

- female-male
- full bore
- with gland
- handle: butterfly
- body and ball material: brass
- ball and stem seal material: PTFE
- nominal pressure 30 bar (PN30)
- maximum operating temperature: 120°C
- minimum operating temperature: -30°C

DN	A	d [mm]	C [mm]	D [mm]	B [mm]	E [mm]	F [mm]	K_{VS} [m³/h]	Index	Packaging individual	Packaging collective
10	G3/8	10	9	10,5	53,5	34	51,3	4,33	KFPM101	12 pcs.	120 pcs.
15	G1/2	15	10,5	11	58,5	37,9	51,3	7,29	KFPM11	15 pcs.	90 pcs.
20	G3/4	20	11	11,5	63	41,3	51,3	14,80	KFPM21	12 pcs.	96 pcs.
25	G1	25	13	13,5	75,5	47,4	65	23,11	KFPM31	10 pcs.	50 pcs.
32	G11/4	32	14	18,5	93	63,7	88	42,58	KFPM41	6 pcs.	24 pcs.

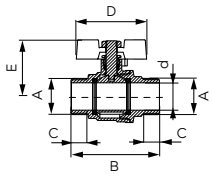

Ball valve F-Power

- male-male
- full bore
- with gland
- handle: butterfly
- body and ball material: brass
- ball and stem seal material: PTFE
- nominal pressure 30 bar (PN30)
- maximum operating temperature: 120°C
- minimum operating temperature: -30°C

DN	A	d [mm]	C [mm]	B [mm]	E [mm]	D [mm]	K_{VS} [m³/h]	Index	Packaging individual	Packaging collective
15	G1/2	15	11	59,5	37,9	51,3	6,94	KFPN1	15 pcs.	90 pcs.
20	G3/4	20	11,5	64,5	41,3	51,3	15,71	KFPN2	12 pcs.	96 pcs.
25	G1	25	13,5	77	47,4	65	22,31	KFPN3	10 pcs.	50 pcs.

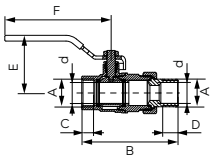

Ball valve F-Power

- female-male with union nut
- full bore
- with gland
- handle: metal lever
- body and ball material: brass
- ball and stem seal material: PTFE
- nominal pressure 30 bar (PN30)
- maximum operating temperature: 120°C
- minimum operating temperature: -30°C

DN	A	d [mm]	C [mm]	D [mm]	B [mm]	E [mm]	F [mm]	K_{VS} [m³/h]	Index	Packaging individual	Packaging collective
15	G1/2	15	10,5	12,5	80,8	48,5	96	7,29	KFPS11	8 pcs.	80 pcs.
20	G3/4	20	11	12,5	93	53,8	101,5	14,80	KFPS21	6 pcs.	48 pcs.
25	G1	25	13	16,5	108	64,6	116,5	22,43	KFPS31	4 pcs.	20 pcs.
32	G1 1/4	32	14	16,5	124,6	70,5	116,5	41,10	KFPS41	2 pcs.	12 pcs.

F-Power ball valves

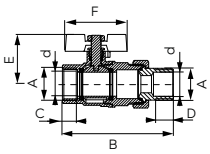

Description

Ball valve F-Power

- female-male with union nut
- full bore
- with gland
- handle: butterfly
- body and ball material: brass
- ball and stem seal material: PTFE
- nominal pressure 30 bar (PN30)
- maximum operating temperature: 120°C
- minimum operating temperature: -30°C

DN	A	d[mm]	C[mm]	D[mm]	B[mm]	E[mm]	F[mm]	K_{VS} [m³/h]	Index	Packaging individual	Packaging collective
15	G1/2	15	12,5	12	79,5	37,9	51,3	7,29	KFPS1	10 pcs.	100 pcs.
20	G3/4	20	14,5	12,5	92,1	41,3	51,3	13,55	KFPS2	12 pcs.	48 pcs.
25	G1	25	16,5	14,5	108	47,4	65	22,43	KFPS3	6 pcs.	30 pcs.
32	G1 1/4	32	18,5	15,5	124,6	63,7	88	40,98	KFPS4	4 pcs.	16 pcs.

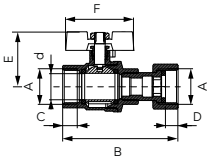

Ball valve F-Power

- female-female with half-union
- with gland
- handle: butterfly
- body and ball material: brass
- ball and stem seal material: PTFE
- nominal pressure 16 bar (PN16)
- maximum operating temperature: 120°C

DN	A	d[mm]	C[mm]	D[mm]	B[mm]	E[mm]	F[mm]	K_{VS} [m³/h]	Index	Packaging individual	Packaging collective
15	G1/2	15	12,5	11	70	37,9	51,3	4,21	KFPM1SG	10 pcs.	100 pcs.
20	G3/4	20	15	11	74,5	41,3	51,3	8,65	KFPM2SG	6 pcs.	60 pcs.

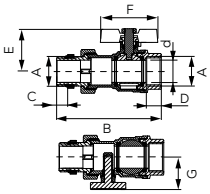

F-Power ball valve with thermometer

- female-male with union nut
- additional nut with gasket on the mounting thread
- with gland
- handle: butterfly
- body and ball material: brass
- ball and stem seal material: PTFE
- nominal pressure 30 bar (PN30)
- maximum operating temperature: 120°C

DN	A	d [mm]	B [mm]	C [mm]	D [mm]	E [mm]	F [mm]	G [mm]	K_{VS} [m³/h]	Index	Packaging individual	Packaging collective
25	G1	25	118,5	12,5	17,5	47,6	65	36,6	19,01	KFPS3T	4 pcs.	24 pcs.

F-Power ball valves

Description

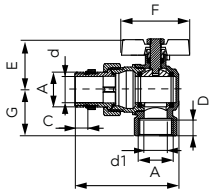

F-Power ball valve, angled

- female-male with union nut
- additional nut with gasket on the mounting thread
- with gland
- handle: butterfly
- body and ball material: brass
- ball and stem seal material: PTFE
- nominal pressure 30 bar (PN30)
- maximum operating temperature: 120°C

DN	A	d[mm]	d1[mm]	B[mm]	C[mm]	D[mm]	E[mm]	F[mm]	G[mm]	K_{VS} [m³/h]	EAN Index	Packaging individual	Packaging collective
25	G1	25	22	99	12,5	16,5	47,6	65	44	10,93	KFPS3A	2 pcs.	20 pcs.

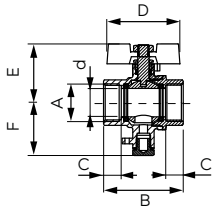

F-Power ball valve with M10x1 connection for temperature sensor installation

- female-female
- full bore
- with gland
- handle: butterfly
- possibility to install a seal
- body and ball material: brass
- ball and stem seal material: PTFE
- nominal pressure 16 bar (PN16)
- maximum operating temperature: 120°C

DN	A	d[mm]	C[mm]	D[mm]	B[mm]	E[mm]	F[mm]	K_{VS} [m³/h]	EAN Index	Packaging individual	Packaging collective
15	G1/2	15	12	50,5	38	51,3	37,2	7,17	KFPMT1	12 pcs.	120 pcs.
20	G3/4	20	12,5	56,1	41,1	51,3	37,2	15,37	KFPMT2	12 pcs.	60 pcs.

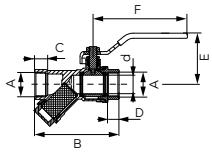

F-Power ball valve with filter

- female-female
- with gland
- handle: metal lever
- body and ball material: brass
- ball and stem seal material: PTFE
- filter insert material: stainless steel
- nominal pressure 16 bar (PN16)
- maximum operating temperature: 120°C

DN	A	d[mm]	C[mm]	D[mm]	B[mm]	E[mm]	F[mm]	K_{VS} [m³/h]	EAN Index	Packaging individual	Packaging collective
15	G1/2	15	13	12	79	48,5	96	3,19	KFPZF1	8 pcs.	40 pcs.
20	G3/4	20	13	12,5	90,5	55	101,5	6,38	KFPZF2	10	40
25	G1	25	15	14,5	108	65,5	116,5	10,13	KFPZF3	4	32
32	G1 1/4	32	16	15,5	137	70,5	116,5	13,66	KFPZF4	2	8

F-Power ball valves



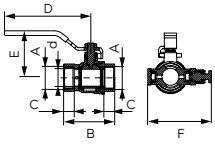

Description

F-Power ball valve with manual air vent and plug

- female-female
- full bore
- with gland
- handle: metal lever
- body and ball material: brass
- ball and stem seal material: PTFE
- nominal pressure 16 bar (PN16)
- maximum operating temperature: 120°C

DN	A	d[mm]	C[mm]	D[mm]	B[mm]	E[mm]	F[mm]	K_{VS} [m³/h]	Index	Packaging individual	Packaging collective
15	G1/2	15	12	54	48,5	96	68,5	7,51	KFPO1	6 pcs.	48 pcs.
20	G3/4	20	12,5	60	55	101,5	74,5	15,48	KFPO2	6 pcs.	36 pcs.
25	G1	25	14,5	70,5	65,5	116,5	80,5	22,65	KFPO3	4 pcs.	24 pcs.
32	G1 1/4	32	15,5	83	70,5	116,5	90,5	45,08	KFPO4	6 pcs.	24 pcs.
40	G1 1/2	40	16	93,5	74	126,5	98,5	58,40	KFPO5	2 pcs.	12 pcs.
50	G2	50	17,5	107,5	90,5	151,5	109,5	105,99	KFPO6	1 pc.	6 pcs.

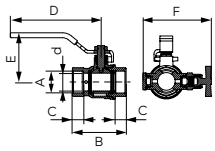

F-Power ball valve with manual air vent and plug

- female-female
- full bore
- with gland
- handle: metal lever
- body and ball material: brass
- ball and stem seal material: PTFE
- nominal pressure 16 bar (PN16)
- maximum operating temperature: 120°C

DN	A	d[mm]	C[mm]	D[mm]	B[mm]	E[mm]	F[mm]	K_{VS} [m³/h]	Index	Packaging individual	Packaging collective
15	G1/2	15	12	54	48,5	96	71,3	7,51	KFPOM1	10 pcs.	50 pcs.
20	G3/4	20	12,5	60	55	101,5	77,3	15,48	KFPOM2	6 pcs.	48 pcs.
25	G1	25	14,5	70,5	65,5	116,5	83,3	22,65	KFPOM3	5 pcs.	20 pcs.

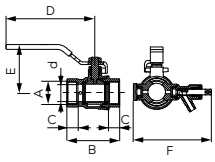

F-Power ball valve with drain end, manual air vent and plug

- female-female
- full bore
- with gland
- handle: metal lever
- body and ball material: brass
- ball and stem seal material: PTFE
- nominal pressure 16 bar (PN16)
- maximum operating temperature: 120°C
- minimum operating temperature: -30°C

DN	A	d[mm]	C[mm]	D[mm]	B[mm]	E[mm]	F[mm]	K_{VS} [m³/h]	Index	Packaging individual	Packaging collective
15	G1/2	15	12	54	48,5	96	82,7	7,51	KFPW1	8 pcs.	64 pcs.
20	G3/4	20	12,5	60	55	101,5	88,7	12,41	KFPW2	6 pcs.	48 pcs.
25	G1	25	14,5	70,5	65,5	116,5	94,7	21,40	KFPW3	4 pcs.	24 pcs.
32	G1 1/4	32	15,5	83	70,5	116,5	104,7	41,21	KFPW4	2 pcs.	16 pcs.
40	G1 1/2	40	16	93,5	74	126,5	112,7	67,17	KFPW5	2 pcs.	12 pcs.
50	G2	50	17,5	107,5	90,5	151,5	123,7	-	KFPW6	2 pcs.	8 pcs.

F-Power ball valves

Description

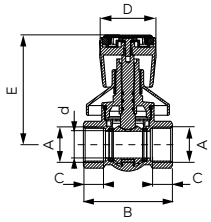

F-Power ball valve, flush-mounted

- female-female
- full bore
- with knob and rosette
- red and blue cap included
- body and ball material: brass
- ball seal material: PTFE
- stem seal material: EPDM (3 pcs. o-ring)
- nominal pressure 16 bar (PN16)
- maximum operating temperature: 120°C

DN	A	d[mm]	C[mm]	B[mm]	E[mm]	D[mm]	K_{vs} [m³/h]	Index	Packaging individual	Packaging collective
15	**G1/2**	**15**	12,5	57	78,8	45,3	7,29	**KFP1P**	4 pcs.	32 pcs.
20	**G3/4**	**20**	15	66,5	82	45,3	14,00	**KFP2P**	4 pcs.	20 pcs.

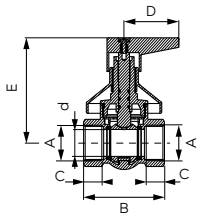

F-Power ball valve, flush-mounted

- female-female
- full bore
- with lever and rosette
- body and ball material: brass
- ball seal material: PTFE
- stem seal material: EPDM (3 pcs. o-ring)
- nominal pressure 16 bar (PN16)
- maximum operating temperature: 120°C

DN	A	d[mm]	C[mm]	B[mm]	E[mm]	D[mm]	K_{vs} [m³/h]	Index	Packaging individual	Packaging collective
15	**G1/2**	**15**	12,5	57	73,5	45	7,29	**KFP1D**	4 pcs.	32 pcs.
20	**G3/4**	**20**	15	66,5	76,5	45	14,00	**KFP2D**	4 pcs.	32 pcs.

Ball valves
HERCULES

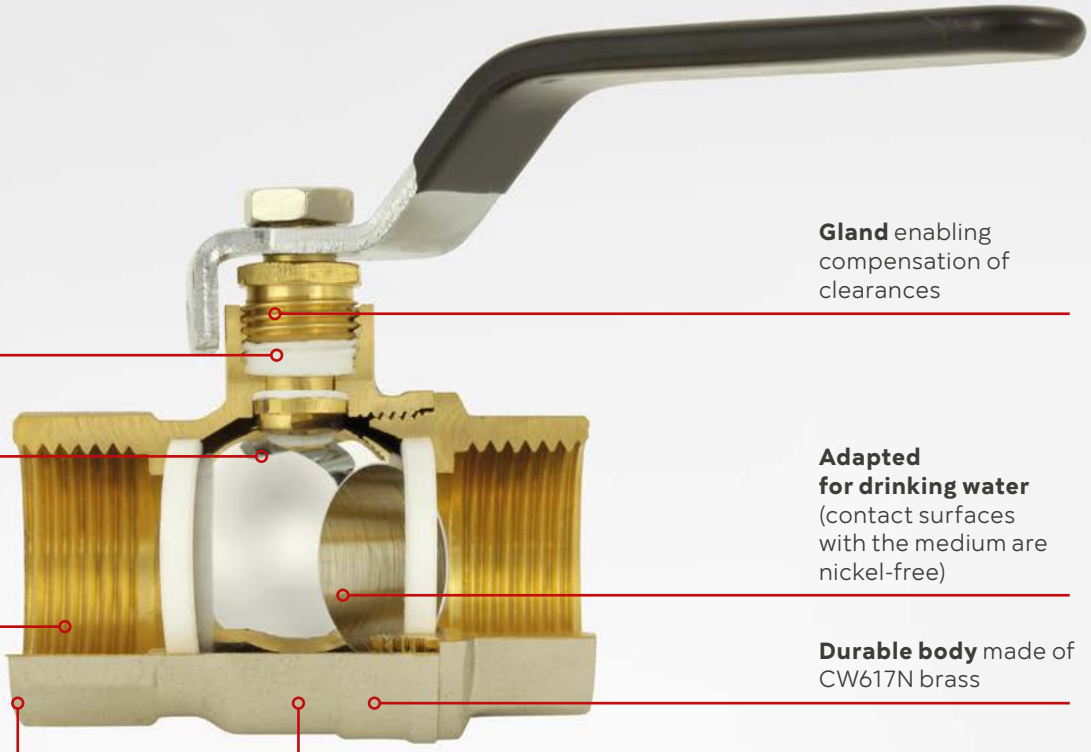

Double sealing of the stem with PTFE

Chromed ball

Large number of threads

Gland enabling compensation of clearances

Adapted for drinking water (contact surfaces with the medium are nickel-free)

Durable body made of CW617N brass

Nominal **pressure 4.0 MPa**

Maximum **operating temperature 140°C**

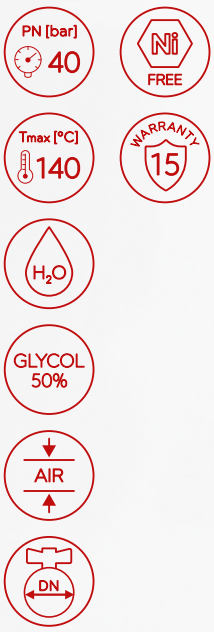

Advantages

- metal handle
- double stem sealing
- the valve passage without any constrictions does not throttle the flow, full bore according to the standard
- connection threads with a large number of threads ensure a secure and tight connection
- the gland placed in the stem allows compensation of possible clearances using a standard flat wrench
- chrome-plated and polished ball resistant for so-called "baking"
- thick walls and solid workmanship
- quality control carried out strictly according to applicable European standards
- 100% of manufactured valves are subjected to leakage testing
- the bodies have the required permanent markings according to the standard markings
- valves adapted for drinking water – the surface, which comes into contact with drinking water (the inside of the valve and connection threads) is not nickel-plated

Operating parameters and scope of application

- nominal pressure (for water): 4.0 MPa (40 bar)
- maximum operating temperature (for water): 140°C
- working media: water (water supply installations and central heating), max. 50% glycol solution in water (solar and central heating installations), compressed air
- Herkules type V17 ball valves have a National Technical Assessment issued by the Building Research Institute in Warsaw confirming suitability for use in construction and a Hygienic Certificate issued by the National Institute of Hygiene in Warsaw

Design and materials

- bodies and nuts are made from castings and machined on machine tools
- body and ball material: brass
- ball finish: chrome-plated, polished
- ball seals: PTFE
- stem seals: PTFE

Herkules ball valves

Description

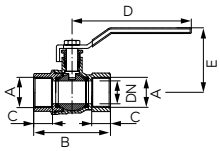

Herkules type V17 ball valve

- female-female
- full bore
- reinforced with a gland and double stem sealing
- handle: metal lever
- body and ball material: brass
- ball and stem seal material: PTFE
- nominal pressure: 4.0 MPa (40 bar)
- maximum operating temperature: 140°C

DN	A	B [mm]	C [mm]	D [mm]	E [mm]	Index	Packaging individual	Packaging collective	Detail (Euro hanger) Index
15	**Rp 1/2**	56	13	~100	49	**KPH1**	10 pcs.	120 pcs.	**KPH1E**
20	**Rp 3/4**	66	14,5	~102	55	**KPH2**	9 pcs.	81 pcs.	**KPH2E**
25	**Rp 1**	76	16,8	~116	64	**KPH3**	8 pcs.	48 pcs.	**KPH3E**
32	**Rp 1 1/4**	86	18	~116	71	**KPH4**	4 pcs.	36 pcs.	
40	**Rp 1 1/2**	94	18	~149	80	**KPH5**	2 pcs.	18 pcs.	
50	**Rp 2**	115	23	~149	90	**KPH6**	2 pcs.	12 pcs.	

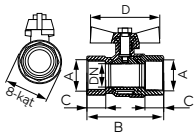

Herkules type V17 ball valve

- female-female
- full bore
- reinforced
- with a gland and double stem sealing
- handle: metal butterfly
- body and ball material: brass
- ball and stem seal material: PTFE
- nominal pressure: 4.0 MPa (40 bar)
- maximum operating temperature: 140°C

DN	A	B [mm]	C [mm]	D [mm]	Index	Packaging individual	Packaging collective	Detail (Euro hanger) Index
15	**Rp 1/2**	56	13	~56	**KMH1**	12 pcs.	144 pcs.	**KMH1E**
20	**Rp 3/4**	66	14,5	~66	**KMH2**	9 pcs.	81 pcs.	**KMH2E**
25	**Rp 1**	76	16,8	~72	**KMH3**	8 pcs.	64 pcs.	**KMH3E**

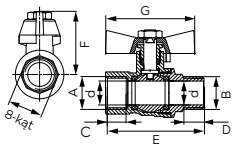

Herkules type V17 ball valve

- female-male
- full bore
- reinforced
- with a gland and double stem sealing
- handle: metal butterfly
- body and ball material: brass
- ball and stem seal material: PTFE
- nominal pressure: 4.0 MPa (40 bar)
- maximum operating temperature: 140°C

DN	A	B	C [mm]	D [mm]	d [mm]	E [mm]	F [mm]	G [mm]	Index	Packaging individual	Packaging collective	Detail (Euro hanger) Index
15	**Rp 1/2**	R 1/2	13	13	15	61,5	40	~56	**KMH11**	12 pcs.	144 pcs.	**KMH11E**
20	**Rp 3/4**	R 3/4	14,5	14,5	20	70	46,5	~66	**KMH21**	9 pcs.	81 pcs.	**KMH21E**
25	**Rp 1**	R 1	16,8	16,8	25	81,5	51	~72	**KMH31**	8 pcs.	64 pcs.	**KMH31E**

Herkules ball valves

Description

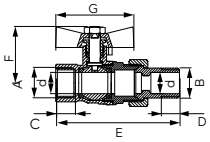

Herkules ball valve type V17

- female-male with union nut
- full bore
- reinforced
- with a gland and double stem sealing
- handle: metal butterfly
- body and ball material: brass
- ball and stem seal material: PTFE
- nominal pressure: 4.0 MPa (40 bar)
- maximum operating temperature: 140°C

DN	A	B	C [mm]	D [mm]	d [mm]	E [mm]	F [mm]	G[mm]	Index	Packaging individual	Packaging collective	Detail (Euro hanger) Index
15	**Rp 1/2**	R 1/2	13	13	15	~88	40	~56	**KSH1**	8 pcs.	96 pcs.	**KSH1E**
20	**Rp 3/4**	R 3/4	14,5	14,5	20	~99	46,5	~66	**KSH2**	6 pcs.	54 pcs.	**KSH2E**
25	**Rp 1**	R 1	16,8	17	25	~115	51	~72	**KSH3**	6 pcs.	48 pcs.	**KSH3E**

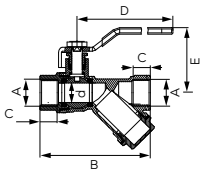

Herkules type V17 ball valve

- female-female
- with stainless steel filter
- full bore
- reinforced
- with a gland and double stem sealing
- handle: metal lever
- body and ball material: brass
- ball and stem seal material: PTFE
- nominal pressure: 4.0 MPa (40 bar)
- maximum operating temperature: 140°C

DN	A	B	C [mm]	D [mm]	d [mm]	E [mm]	Index	Packaging individual	Packaging collective
15	**Rp 1/2**	83,5	13	~94	15	49	**KZFH1**	6 pcs.	72 pcs.
20	**Rp 3/4**	103,5	14,5	~102	20	55	**KZFH2**	4 pcs.	36 pcs.
25	**Rp 1**	121	16,8	~116	25	66	**KZFH3**	4 pcs.	32 pcs.
32	**Rp 1 1/4**	143	18	~116	32	71	**KZFH4**	2 pcs.	16 pcs.

Ball valves angled with half-union

Surface for flat gasket

Rotary nut

Brass CW617N-4MS
Latest hygienic standard with reduced nickel and lead content

Adapted for drinking water (contact surfaces with the medium are nickel-free)



Nominal **pressure 1.0 MPa**

Maximum **operating temperature 100°C**

Tmax [°C] 100

Ni FREE

PN [bar] 10

4MS

H_2O

GLYCOL 50%

Advantages

- the valve design allows installation in hard-to-reach places
- valves adapted for drinking water – the surface in contact with drinking water (valve interior and connection threads) is not nickel-plated
- solid metal handle
- the gland placed in the stem allows compensation of possible clearances using a standard flat wrench
- chromed and polished ball resistant to blocking
- thick walls and solid workmanship – increased durability and strength
- quality control carried out strictly according to applicable European standards
- 100% of produced valves are subjected to leak testing
- the bodies have permanent markings required by the standard
- valves equipped with bands for identification of hot/cold water or supply/return and tags with EAN codes and necessary data to facilitate retail sales
- use of highest quality materials
- wide range of applications

Application

- single-function gas boilers
- double-function gas boilers
- water meters, heat meters, DHW tanks
- heating and water installations where devices require valves with half-union and flat gasket

Construction

- the valve nut drops below the connection face, making it easy to slide out the device (e.g. gas boiler) for maintenance
- compact design allows installation in areas with limited space
- mesh filters made of high-grade stainless steel protect installation devices from contaminants
- the check valve installed inside the ball valve protects the installation against backflow
- EPDM flat gasket included with the valve

Angled ball valves with half-union

	Description

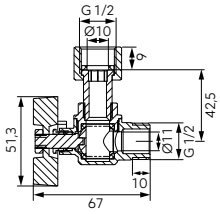

Angled ball valve, screw-on with butterfly handle and half-union 1/2"

- female-male with half-union
- with gland
- handle: metal butterfly type
- body and ball material: brass
- ball and stem seal material: PTFE
- flat gasket material: EPDM
- nominal pressure: 10 bar
- maximum operating temperature: 100°C

Index	Packaging individual	Packaging collective
KFM1SGK	1 pc.	10 pcs.

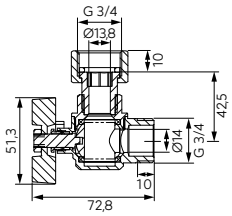

Angled ball valve, female-male with butterfly handle and half-union 3/4"

- female-male with half-union
- with gland
- handle: metal butterfly type
- body and ball material: brass
- ball and stem seal material: PTFE
- flat gasket material: EPDM
- nominal pressure: 10 bar
- maximum operating temperature: 100°C

Index	Packaging individual	Packaging collective
KFM2SGK	1 pc.	8 pcs.

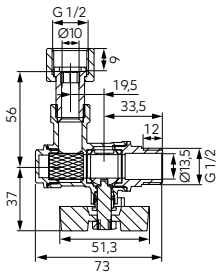

Angled ball valve, female-male with butterfly handle located under the body and half-union 1/2"

- female-male with half-union
- with gland
- handle: metal butterfly type located under the body
- body and ball material: brass
- ball and stem seal material: PTFE
- flat gasket material: EPDM
- filter material: stainless steel
- nominal pressure: 10 bar
- maximum operating temperature: 100°C

Index	Packaging individual	Packaging collective
KFMF1SGK	1 pc.	8 pcs.

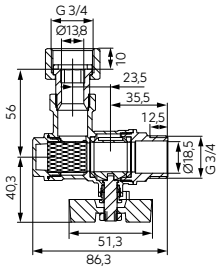

Angled ball valve, female-male with butterfly handle located under the body and half-union 3/4"

- female-male with half-union
- with gland
- handle: metal butterfly type located under the body
- body and ball material: brass
- ball and stem seal material: PTFE
- flat gasket material: EPDM
- filter material: stainless steel
- nominal pressure: 10 bar
- maximum operating temperature: 100°C

Index	Packaging individual	Packaging collective
KFMF2SGK	1 pc.	8 pcs.

Angled ball valves with half-union

Description

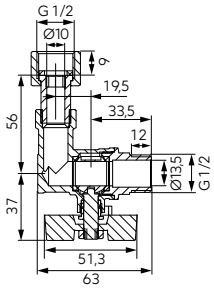

Angled ball valve, female-male with butterfly handle located under the valve body and half-union 1/2"

- female-male with half-union
- with gland
- handle: metal butterfly type located under the body
- body and ball material: brass
- ball and stem seal material: PTFE
- flat gasket material: EPDM
- nominal pressure: 10 bar
- maximum operating temperature: 100°C

Index	Packaging individual	Packaging collective
KFM1SGPK	1 pc.	8 pcs.

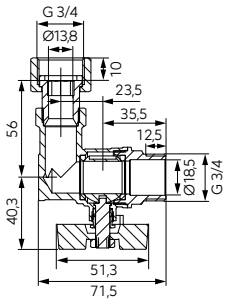

Angled ball valve, female-male with butterfly handle located under the valve body and half-union 3/4"

- female-male with half-union
- with gland
- handle: metal butterfly type located under the body
- body and ball material: brass
- ball and stem seal material: PTFE
- flat gasket material: EPDM
- nominal pressure: 10 bar
- maximum operating temperature: 100°C

Index	Packaging individual	Packaging collective
KFM2SGPK	1 pc.	8 pcs.

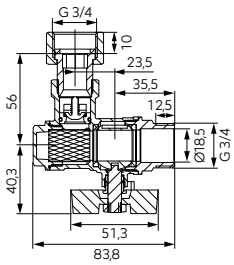

Angled ball valve, female-male with filter, check valve, butterfly handle located under the body and half-union 3/4"

- female-male with half-union
- with gland
- check valve
- handle: metal butterfly type located under the body
- body and ball material: brass
- ball and stem seal material: PTFE
- flat gasket material: EPDM
- filter material: stainless steel
- nominal pressure: 10 bar
- maximum operating temperature: 100°C

Index	Packaging individual	Packaging collective
KFMFZZ2SGK	1 pc.	8 pcs.

Angled ball valves with half-union

Description



Set of angled valves for 2F boiler with gas valve

NOVELTY

- 4 angled ball valves with half-union
- KFM1SGPK
- KFM2SGPK
- KFMF1SGK
- KFMFZZ2SGK
- with gland
- handle: metal butterfly type
- angled gas ball valve:
- KGMNF2SGK or KGMNF1SGK - type G61, female-male
- filter
- half-union
- handle: metal butterfly type

DN	Index	Packaging individual	Packaging collective
15	ZK2F1520G1	1 set	10
20	ZK2F1520G2	1 set	10

Set of angle valves for 1F boiler with gas valve

NOVELTY

- 2 angle ball valves with half-union
- KFMF2SGPK
- KFMFZZ2SGK
- with gland
- handle: metal butterfly type
- angled gas ball valve:
- KGMNF1SGK or KGMNF2SGK - type G61, female-male type
- filter
- half-union
- handle: metal butterfly type

DN	Index	Packaging individual	Packaging collective
15	ZK1F20G1	1 set	18
20	ZK1F20G2	1 set	18

Set of angle ball valves for double-function boiler

- 4 angle ball valves with half-union:
- KFM1SGPK - DN15
- KFM2SGPK - DN20
- KFMF1SGK - DN15 with filter
- KFMFZZ2SGK - DN20 with filter and check valve
- with gland
- handle: metal butterfly type
- body and ball material: brass
- ball and stem seal material: PTFE
- flat gasket material: EPDM
- filter material - stainless steel (KFMFZZ2SGK, KFMF1SGK)
- nominal pressure: 10 bar
- maximum operating temperature: 100°C

Index	Packaging individual	Packaging collective
ZK2F1520	1 pc.	

Set of angle ball valves for single-function boiler

- 2 angle ball valves with half-union:
- KFM2SGPK - DN20
- KFMFZZ2SGK - DN20 with filter and check valve
- with gland
- handle: metal butterfly type
- body and ball material: brass
- ball and stem seal material: PTFE
- flat gasket material: EPDM
- filter material - stainless steel (KFMFZZ2SGK)
- nominal pressure: 10 bar
- maximum operating temperature: 100°C

Index	Packaging individual	Packaging collective
ZK1F20	1 pc.	

Magnetic dirt separators



Tmax [°C] 90

PN [bar] 3

H_2O

GLYCOL 50%

Operating principle

Magnetic core dirt separators are devices used in various systems, especially in heating, cooling, and industrial installations, to remove contaminants such as rust, metal shavings, and other particles from the working fluid.

Application

- In heating and cooling systems, magnetic separators help maintain the cleanliness of the medium (water or glycol), which in turn:
- Prevents damage to pumps, heat exchangers, and other system components.
- Improves the energy efficiency of the system by minimizing losses caused by contaminants.
- Extends the lifespan of system components by reducing corrosion and deposits.

Installation

The separator is installed under the boiler to protect its internal components, primarily the circulation pump.

Magnetic dirt separators

	Description

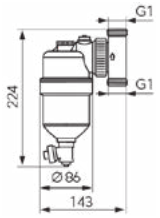

Magnetic dirt separator, female-female type

NOVELTY

- nominal pressure: 3 bar
- maximum operating temperature: 90°C
- Kvs flow coefficient 5 m³/h
- media: glycol 50%, water
- filter type: mesh, stainless steel
- connection type: female-female
- neodymium magnetic core N35: 12,000 GS

included:
- gaskets: EPDM,
- manual air vent - brass CW617N

Index	Packaging individual	Packaging collective
FMDS25	1 pc.	

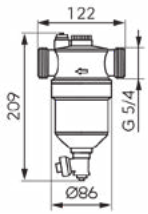

Magnetic dirt separator, female-female type

NOVELTY

- nominal pressure: 3 bar
- maximum operating temperature: 90°C
- Kvs flow coefficient 14.1 m³/h
- media: glycol 50%, water
- filter type: mesh, stainless steel
- connection type: female-female
- neodymium magnetic core N35: 12,000 GS

included:
- gaskets: EPDM,
- manual air vent - brass CW617N

Index	Packaging individual	Packaging collective
FMDS32	1 pc.	

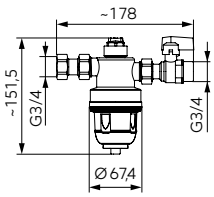

Magnetic dirt separator

NOVELTY

- nominal pressure: 3 bar
- maximum operating temperature: 90°C
- Kvs flow coefficient 5.4 m³/h

included: magnetic cartridge: neodymium N35; 6500 Gs
- 3/4" ball valve with throttle - brass CW617N
- manual air vent - brass CW617N
- 3/4" connector: brass CW617N
- gaskets: EPDM

Index	Packaging individual	Packaging collective
FMDS20	1 pc.	

Other ball valves

Description

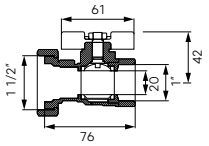

1" ball valve with half-union for 1 1/2" pump

- female-female with half-union
- equipped with a check valve with manual opening option
- with gland
- handle: metal butterfly
- gasket included
- body and ball material: brass
- ball seal material: PTFE
- stem seal material: PTFE and FP
- nominal pressure: 1.0 MPa (10 bar)
- maximum operating temperature: 110°C

Index	Packaging individual	Packaging collective	Detail (bag) Index
KSP1	10 pcs.	40 pcs.	**KSP1W**

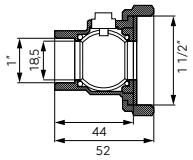

1" ball valve with half-union for 1 1/2" pump

- female-female with half-union
- gasket included
- body and ball material: brass; ball and stem seal material: NBR
- nominal pressure: 1.0 MPa (10 bar)
- maximum operating temperature: 90°C
- maximum instantaneous operating temperature: 100°C

Index	Packaging individual	Packaging collective	Detail (bag) Index
KSP2	-	100 pcs.	**KSP2W**

Other water valves

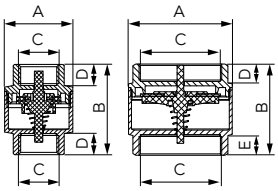

Description

Check valve with plastic closing element

NOVELTY

- female-female
- maximum operating temperature: 70°C
- nominal pressure: 10 bar
- float material: ABS, EPDM
- body material: CW617N-4MS
- spring material: stainless steel AISI 304
- medium: water, water/glycol mixture

DN	A [mm]	B [mm]	C [cal]	D [mm]	E [mm]	Index	Packaging individual	Packaging collective
15	35,5	47,0	**G 1/2**	11,0	-	**ZZ1V**	15 pcs.	180 pcs.
20	41,8	51,0	**G 3/4**	12,0	-	**ZZ2V**	12 pcs.	144 pcs.
25	47,2	59,0	**G 1**	14,0	-	**ZZ3V**	10 pcs.	90 pcs.
32	59,2	64,0	**G 1 1/4**	14,0	-	**ZZ4V**	8 pcs.	48 pcs.
40	67,8	73,0	**G 1 1/2**	16,0	-	**ZZ5V**	4 pcs.	32 pcs.
50	84,0	79,5	**G 2**	17,5	-	**ZZ6V**	4 pcs.	32 pcs.
65	95,8	90,0	**G 2 1/2**	17,0	20,5	**ZZ7V**	2 pcs.	12 pcs.
80	110,2	97,0	**G 3**	18,5	22,0	**ZZ8V**	1 pc.	12 pcs.
100	143,8	108,0	**G 4**	21,0	27,0	**ZZ9V**	1 pc.	4 pcs.

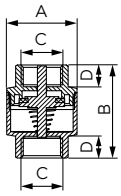

Check valve with brass closing element

NOVELTY

- female-female
- maximum operating temperature: 120°C
- nominal pressure: 16 bar
- float material: brass CW617N-4MS, EPDM
- body material: CW617N-4MS
- spring material: stainless steel AISI 304
- medium: water, water/glycol mixture

DN	A [mm]	B [mm]	C [cal]	D [mm]	Index	Packaging individual	Packaging collective
15	35,5	47,0	**G 1/2**	11,0	**ZZM1V**	15 pcs.	180 pcs.
20	41,8	51,0	**G 3/4**	12,0	**ZZM2V**	12 pcs.	144 pcs.
25	47,2	59,0	**G 1**	14,0	**ZZM3V**	10 pcs.	90 pcs.
32	59,2	64,0	**G 1 1/4**	14,0	**ZZM4V**	8 pcs.	48 pcs.
40	67,8	73,0	**G 1 1/2**	16,0	**ZZM5V**	4 pcs.	32 pcs.
50	84,0	79,5	**G 2**	17,5	**ZZM6V**	4 pcs.	32 pcs.

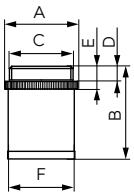

Suction basket

NOVELTY

- strainer material: stainless steel AISI304, ABS

DN	A [mm]	B [mm]	C [cal]	D [mm]	E [mm]	F [mm]	Index	Packaging individual	Packaging collective
15	27,0	39,5	**G 1/2**	8,0	13,5	24,0	**KS20V**	54 pcs.	648 pcs.
20	34,0	43,0	**G 3/4**	8,0	12,5	29,5	**KS21V**	36 pcs.	216 pcs.
25	40,0	55,0	**G 1**	10,0	15,0	35,0	**KS22V**	24 pcs.	192 pcs.
32	48,0	61,0	**G 1 1/4**	10,0	15,0	43,5	**KS18V**	12 pcs.	72 pcs.
40	57,5	68,5	**G 1 1/2**	10,0	16,0	52,5	**KS24V**	7 pcs.	42 pcs.
50	68,0	80,5	**G 2**	12,0	18,0	62,5	**KS25V**	5 pcs.	40 pcs.
65	83,5	92,0	**G 2 1/2**	14,2	24,0	75,0	**KS251V**	2 pcs.	16 pcs.
80	98,0	101,0	**G 3**	12,0	19,0	85,0	**KS252V**	1 pc.	12 pcs.
100	127,5	114,0	**G 4**	13,0	25,0	114,0	**KS253V**	1 pc.	12 pcs.

Other water valves

Description

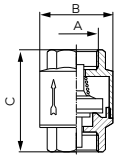

Check valve with plastic closing element

- female-female
- body material: brass
- closing element material: ABS
- nominal pressure: 1.0 MPa (10 bar)
- maximum operating temperature: 100°C

DN	A	B [mm]	C [mm]	Index	Packaging individual	Packaging collective	Detail (bag) Index	Detail (Euro hanger) Index
15	G1/2	35,5	46,8	ZZ1	30 pcs.	270 pcs.	ZZ1W	ZZ1E
20	G3/4	41,7	51,4	ZZ2	20 pcs.	180 pcs.	ZZ2W	ZZ2E
25	G1	47,2	59,5	ZZ3	10 pcs.	120 pcs.	ZZ3W	ZZ3E
32	G1 1/4	59,3	64,5	ZZ4	6 pcs.	72 pcs.		ZZ4E
40	G1 1/2	67,6	73,3	ZZ5	5 pcs.	45 pcs.		ZZ5E
50	G2	83,7	80,2	ZZ6	4 pcs.	24 pcs.	ZZ6W	
65	G2 1/2	95,5	93	ZZ7	4 pcs.	24 pcs.	ZZ7W	
80	G3	110,5	100	ZZ8	1 pc.	12 pcs.	ZZ8	
100	G4	144,5	112	ZZ9	1 pc.	6 pcs.	ZZ9	

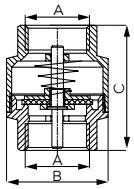

Check valve with brass closing element

- female-female
- body and closing element material: brass
- nominal pressure: 1.0 MPa (10 bar)
- maximum operating temperature: 100°C

DN	A	B [mm]	C [mm]	Index	Packaging individual	Packaging collective	Detail (bag) Index	Detail (Euro hanger) Index
15	G1/2	35,5	46,8	ZZM1	30 pcs.	270 pcs.	ZZM1W	ZZM1E
20	G3/4	41,7	51,4	ZZM2	20 pcs.	180 pcs.	ZZM2W	ZZM2E
25	G1	47,2	59,5	ZZM3	10 pcs.	120 pcs.	ZZM3W	ZZM3E
32	G1 1/4	59,3	64,5	ZZM4	6 pcs.	72 pcs.	ZZM4W	ZZM4E
40	G1 1/2	67,6	73,3	ZZM5	5 pcs.	45 pcs.	ZZM5W	
50	G2	83,7	80,2	ZZM6	4 pcs.	24 pcs.	ZZM6W	

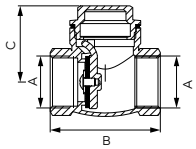

Flap check valve

- female-female
- body and flap material: brass
- plug seal material: PTFE
- flap seal material: NBR
- nominal pressure: 1.6 MPa (16 bar)
- maximum operating temperature: 100°C

DN	A	B [mm]	C [mm]	Index	Packaging individual	Packaging collective	Detail (bag) Index
15	G1/2	47	35,7	ZZK1	12 pcs.	270 pcs.	ZZK1W
20	G3/4	56	38,7	ZZK2	6 pcs.	180 pcs.	ZZK2W
25	G1	64	44	ZZK3	4 pcs.	120 pcs.	ZZK3W
32	G1 1/4	75	52	ZZK4	3 pcs.	72 pcs.	
40	G1 1/2	81	59	ZZK5	2 pcs.	45 pcs.	
50	G2	93	66	ZZK6	1 pc.	24 pcs.	ZZK6

Other water valves

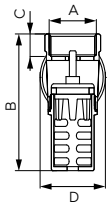

Description

Check valve with suction basket

- female
- body, suction basket and closing element material: brass
- closing element seal material: NBR
- without spring
- nominal pressure: 1.0 MPa (10 bar)
- maximum operating temperature: 100°C

						Packaging	
DN	**A**	**B** [mm]	**C** [mm]	**D** [mm]	**Index**	individual	collective
20	**G3/4**	67	11	41	**ZS1K**	12 pcs.	144 pcs.
25	**G1**	74	13	46	**ZS2K**	12 pcs.	72 pcs.
32	**G1 1/4**	85	14	58	**ZS3K**	9 pcs.	54 pcs.
40	**G1 1/2**	91	15	66	**ZS4K**	3 pcs.	36 pcs.

Other water valves

Description

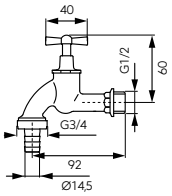

Poppet bibcock

- male
- with metal hose connector
- with rosette
- handle: metal butterfly
- body material: brass
- nominal pressure: 1.0 MPa (10 bar)
- maximum operating temperature: 90°C

Index	Packaging individual	Packaging collective
KCC1B	1 pc.	50 pcs.

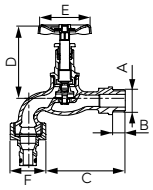

Poppet bibcock

- male
- with hose connection tip with quick coupler
- with gland and reliable stem sealing
- handle: steel knob
- body material: cast iron
- stem and disc seal material: EPDM
- nominal pressure: 1.0 MPa (10 bar)
- maximum operating temperature: 90°C

A	B [mm]	C [mm]	D [mm]	Ø E [mm]	F	Index	Packaging individual	Packaging collective	Detail (bag) Index
G1/2	12	91,5	72	50	G3/4	**ZGC01**	10 pcs.	30 pcs.	**ZGC01W**
G3/4	14	114	94	54,5	G1	**ZGC02**	6 pcs.	18 pcs.	

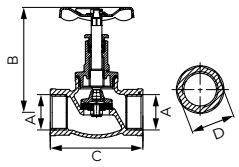

Straight poppet valve

- female-female
- with gland and reliable stem sealing
- handle: steel knob
- body material: cast iron
- stem and disc seal material: EPDM
- nominal pressure: 1.0 MPa (10 bar)
- maximum operating temperature: 95°C

DN	A	B [mm]	C [mm]	D [mm]	Index	Packaging individual	Packaging collective
15	**G1/2**	86	62	26,5	**ZGZ01**	12 pcs.	144 pcs.
20	**G3/4**	93	72	31,5	**ZGZ02**	6 pcs.	120 pcs.
25	**G1**	98,5	87	41	**ZGZ03**	6 pcs.	72 pcs.
32	**G1 1/4**	115	101	50,5	**ZGZ04**	8 pcs.	48 pcs.
40	**G1 1/2**	132,5	117	58	**ZGZ05**	4 pcs.	32 pcs.
50	**G2**	141	140	70,5	**ZGZ06**	2 pcs.	18 pcs.

Other water valves

Description

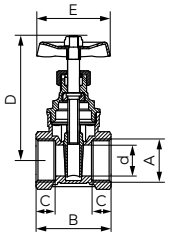

Gate valve

- female-female
- handle: steel knob
- body and gate material: brass
- stem seal material: PTFE
- nominal pressure: 1.0 MPa (10 bar)
- maximum operating temperature: 100°C

DN	A	d [mm]	B [mm]	C [mm]	D [mm]	E [mm]	Index	Packaging individual	Packaging collective
15	**G1/2**	14,5	43	11,5	69	45	**ZGV01**	12 pcs.	120 pcs.
20	**G3/4**	19	46	12	76,5	45	**ZGV02**	12 pcs.	96 pcs.
25	**G1**	20	52	13	88	50	**ZGV03**	10 pcs.	60 pcs.
32	**G1 1/4**	27	56	13,5	99,5	60	**ZGV04**	6 pcs.	36 pcs.
40	**G1 1/2**	33	60	14,5	111,5	70	**ZGV05**	3 pcs.	15 pcs.
50	**G2**	43	70	16,5	123,5	70	**ZGV06**	2 pcs.	20 pcs.
65	**G2 1/2**	54	76,5	17,5	156	89	**ZGV07**	2 pcs.	12 pcs.
80	**G3**	65	77,5	19	173	110	**ZGV08**	1 pc.	6 pcs.
100	**G4**	86,5	97	21,5	218,5	110	**ZGV09**	1 pc.	3 pcs.

Other water valves

Description

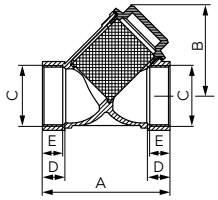

Y-strainer

- female-female
- body material: brass CW617N-4MS
- filter material: stainless steel AISI304
- filter mesh size: 0.48 mm² - DN15-50 1.44 mm² - DN60-100
- for use in cold and hot water installations as well as in heating and cooling systems where the working medium is water or a water-glycol solution (up to 50%)
- nominal pressure: 16 bar (PN16)
- maximum operating temperature: 120°C

DN	A [mm]	B [mm]	C [inch]	D [mm]	E [mm]	Index	Packaging individual	Packaging collective
15	54	40,8	**G1/2**	12	10,5	**F02V**	18 pcs.	144 pcs.
20	73	52,9	**G3/4**	13,5	12	**F03V**	12 pcs.	96 pcs.
25	84	59,5	**G1**	16	14,5	**F06V**	8 pcs.	64 pcs.
32	95	72,6	**G1 1/4**	17,5	15,5	**F04V**	6 pcs.	36 pcs.
40	110	79,8	**G1 1/2**	19	18	**F05V**	4 pcs.	32 pcs.
50	123	92,3	**G2**	21	19	**F07V**	2 pcs.	10 pcs.
65	134	119	**G2 1/2**	22	18,5	**F08V**	1 pc.	8 pcs.
80	156,5	135	**G3**	26	21	**F09V**	1 pc.	6 pcs.
100	178	170	**G4**	27,5	25	**F10V**	1 pc.	4 pcs.

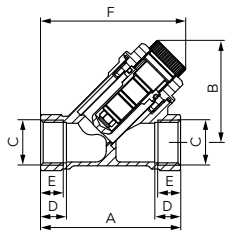

Y-strainer with magnet

- female-female
- filter made of stainless steel AISI304
- filter mesh size: 0.36 mm²
- neodymium magnet N35 (6000 -9500 GS)
- magnet housing: CW617N - 4MS
- for use in cold and hot water installations as well as in heating and cooling systems where the working medium is water or a water-glycol solution (up to 50%)
- nominal pressure: 16 bar (PN16)
- maximum operating temperature: 100 °C

DN	A [mm]	B [mm]	C [inch]	D [mm]	E [mm]	E [mm]	Index	Packaging individual	Packaging collective
15	65	47,4	**G1/2**	12	10,5	67,4	**F02M**	12 pcs.	96 pcs.
20	76	54,8	**G3/4**	13,5	12	77,8	**F03M**	10 pcs.	80 pcs.
25	84	56,9	**G1**	15	13,5	81,9	**F06M**	8 pcs.	64 pcs.
32	95	72,7	**G1 1/4**	17,5	15,5	97,7	**F04M**	6 pcs.	36 pcs.
40	105	76,9	**G1 1/2**	17,5	15,5	105,9	**F05M**	4 pcs.	32 pcs.
50	121	88,5	**G2**	21	19	116,7	**F07M**	2 pcs.	10 pcs.

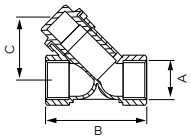

Sediment filter for central heating

- female-female
- body material: brass
- filter material: stainless steel
- nominal pressure: 1.0 MPa (10 bar)
- maximum operating temperature: 100°C

DN	A	B [mm]	C [mm]	Index	Packaging individual	Packaging collective	Detail (bag) Index	Detail (Euro hanger) Index
15	**G1/2**	54	33,5	**F02**	15 pcs.	180 pcs.		**F02E**
20	**G3/4**	70	56,5	**F03**	10 pcs.	120 pcs.		**F03E**
25	**G1**	84	44,5	**F06**	10 pcs.	90 pcs.		**F06E**
32	**G1 1/4**	98	75	**F04**	4 pcs.	36 pcs.		
40	**G1 1/2**	110	82	**F05**	2 pcs.	24 pcs.		
50	**G2**	128	93	**F07**	2 pcs.	12 pcs.		
65	**G2 1/2**	143	128	**F08**	1 pc.	12 pcs.	**F08**	
80	**G3**	160	152	**F09**	1 pc.	6 pcs.	**F09**	
100	**G4**	182	175	**F10**	1 pc.	4 pcs.	**F10**	

Valves
anti-freeze

Air vent valve
CW602N DZR
brass resistant to
dezincification

Filter mesh
stainless steel AISI304
(mesh 0.9 mm2)

Nominal pressure 1.0 MPa





Durable body
CW602N DZR
brass resistant to
dezincification

Anti-freeze group
material: brass
sealing: EPDM
spring: stainless steel

TECHNOLOGY
UTILITY MODEL
ANTIFREEZE VALVE

H_2O | 3°C | 4°C | 4MS | DZR Brass | PN [bar] 10

Advantages

FERRO AFV anti-freeze valve•• is a mechanical, automatic protection for a heating system with a heat pump, in which part of the water circuit is located outside the building.

When the water temperature drops to about 3°C, the valve automatically opens and allows controlled discharge of the medium from the most exposed part of the installation. After the temperature rises above 4°C, the valve automatically closes, restoring normal system operation.

The entire process takes place without electronics. This means effective protection of the installation

Ø DN25 | Ø DN32

← Valve available in two sizes

Installation diagram

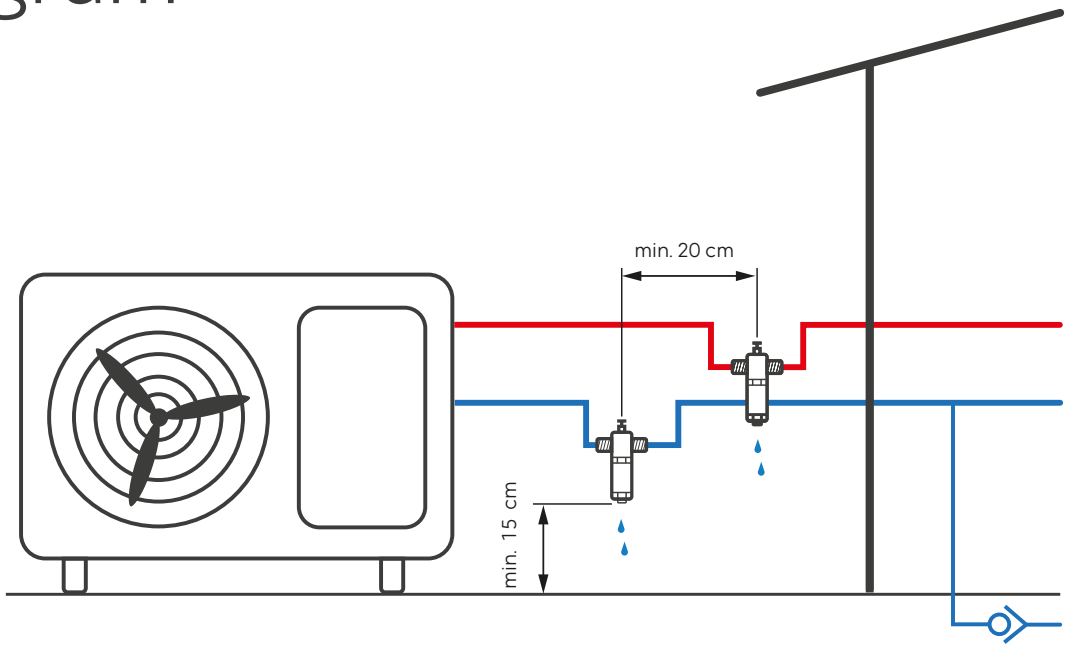

Proper installation rules:

- It is recommended to install **two anti-freeze valves** – on the supply and return pipes of the installation.
- The valves should be installed **in the coldest section of the installation**, between the heat pump and the building wall.
- Installation should be carried out in a **vertical position**, with the drain unit facing downwards.
- A **minimum distance of 20 cm from the ground** should be maintained so that forming ice does not block the outflow of the medium.
- The valves should not be installed **directly one above the other**; at least **10 cm of horizontal offset is required.**
- The valve **must not be thermally insulated**, which is a condition for proper temperature response.
- The installation pipes should be routed with a **constant slope towards the valve**, allowing complete and safe drainage of the installation.

Anti-freeze valves

Description	
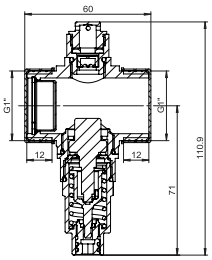	**Anti-freeze valve - DZR brass - DN25** NOVELTY • application area: heat pump protection • maximum ambient temperature [°C]: 70 • maximum operating pressure [bar]: 10 • minimum operating temperature [°C]: 0 • maximum operating temperature [°C]: 90

Index	Packaging individual	Packaging collective
AFV25	1 pc.	-

Description	
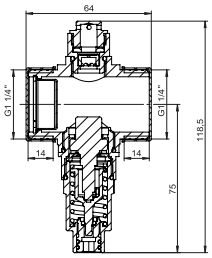	**Anti-freeze valve - DZR brass - DN32** NOVELTY • application area: heat pump protection • maximum ambient temperature [°C]: 70 • maximum operating pressure [bar]: 10 • minimum operating temperature [°C]: 0 • maximum operating temperature [°C]: 90

Index	Packaging individual	Packaging collective
AFV32	1 pc.	-

Valves
angled

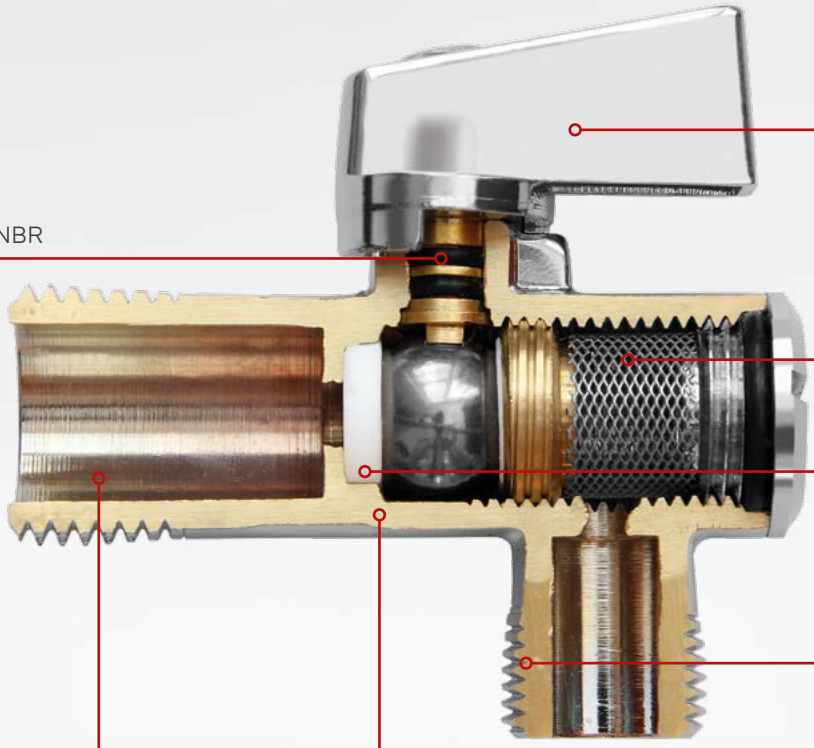

Advantages

- solid construction
- quality control carried out strictly according to applicable European standards
- 100% of manufactured valves are subjected to leakage testing
- the bodies have the required permanent markings according to the standard markings
- internal surface suitable for drinking water

Operating parameters and scope of application

- nominal pressure: 1.0 MPa (10 bar)
- maximum operating temperature: 100°C
- working media: hot and cold water (water supply installations)

Design and materials

- bodies made of high-quality CW617N brass
- seals made of NBR or PTFE
- filter cartridges made of stainless steel

Angle valves

	Description

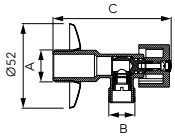

Ball valve with rosette and metal handle

- nominal pressure: 1.0 MPa (10 bar)
- maximum operating temperature: 100°C

A	B	C [mm]	Connection sizes	Index	Packaging individual	Packaging collective
G1/2	**G3/8**	75,2	1/2"x3/8"	**Z1238K**	1 pc.	100 pcs.
G1/2	**G1/2**	75,2	1/2"x1/2"	**Z1212K**	1 pc.	100 pcs.
G1/2	**G3/4**	75,2	1/2"x3/4"	**Z1234K**	1 pc.	100 pcs.

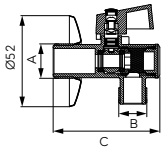

Ball valve with filter, rosette and metal handle

- nominal pressure: 1.0 MPa (10 bar)
- maximum operating temperature: 100°C

A	B	C [mm]	Connection sizes	Index	Packaging individual	Packaging collective
G1/2	**G3/8**	63	1/2"x3/8"	**Z1238KF**	1 pc.	100 pcs.
G1/2	**G1/2**	63	1/2"x1/2"	**Z1212KF**	1 pc.	100 pcs.
G1/2	**G3/4**	63	1/2"x3/4"	**Z1234KF**	1 pc.	100 pcs.

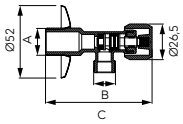

Poppet valve with rosette and metal handle

- nominal pressure: 1.0 MPa (10 bar)
- maximum operating temperature: 100°C

A	B	C [mm]	Connection sizes	Index	Packaging individual	Packaging collective
G1/2	**G3/8**	78,5	1/2"x3/8"	**Z1238G**	1 pc.	100 pcs.
G1/2	**G1/2**	78,5	1/2"x1/2"	**Z1212G**	1 pc.	100 pcs.
G1/2	**G3/4**	78,5	1/2"x3/4"	**Z1234G**	1 pc.	100 pcs.

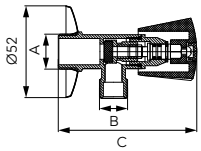

Poppet valve

- nominal pressure: 1.0 MPa (10 bar)
- maximum operating temperature: 100°C

A	B	C [mm]	Connection sizes	Index	Packaging individual	Packaging collective
G1/2	**G3/8**	81,5	1/2"x3/8" with fitting for copper pipe Ø10 mm	**Z240**	1 pc.	100 pcs.
G1/2	**G1/2**	81,5	1/2"x1/2"	**Z220**	1 pc.	100 pcs.
G1/2	**G3/4**	81,5	1/2"x3/4"	**Z230**	1 pc.	100 pcs.

Angle valves

				Description		

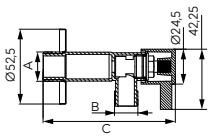

Angle valve with ceramic head

- nominal pressure: 1.0 MPa (10 bar)
- maximum operating temperature: 100°C

A	B	C [mm]	Connection sizes	Index	Packaging individual	Packaging collective
G1/2	**G3/8**	98	1/2"x3/8"	**Z1238C**	1 pc.	100 pcs.
G1/2	**G1/2**	98	1/2"x1/2"	**Z1212C**	1 pc.	100 pcs.
G1/2	**G3/4**	98	1/2"x3/4"	**Z1234C**	1 pc.	100 pcs.

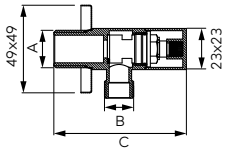

Angle valve with ceramic head and rosette

- nominal pressure: 1.0 MPa (10 bar)
- maximum operating temperature: 100°C

A	B	C [mm]	Connection sizes	Index	Packaging individual	Packaging collective
G1/2	**G3/8**	75	1/2"x3/8"	**Z293**	1 pc.	100 pcs.
G1/2	**G1/2**	75	1/2"x1/2"	**Z294**	1 pc.	100 pcs.

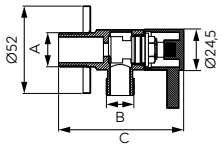

Angle valve with ceramic head and rosette

- nominal pressure: 1.0 MPa (10 bar)
- maximum operating temperature: 100°C

A	B	C [mm]	Connection sizes	Index	Packaging individual	Packaging collective
G1/2	**G3/8**	75	1/2"x3/8"	**Z295**	1 pc.	100 pcs.
G1/2	**G1/2**	75	1/2"x1/2"	**Z296**	1 pc.	100 pcs.

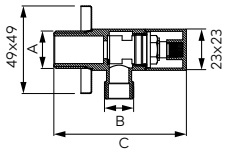

Angle valve with ceramic head and rosette

- nominal pressure: 1.0 MPa (10 bar)
- maximum operating temperature: 100°C
- no contact of water with the lacquer coating
- the valve body does not cause scratches on the rosette during installation
- finish: black

A	B	C [mm]	Connection sizes	Index	Packaging individual	Packaging collective
G1/2	**G3/8**	75	1/2"x3/8"	**Z293-BL**	1 pc.	100 pcs.
G1/2	**G1/2**	75	1/2"x1/2"	**Z294-BL**	1 pc.	100 pcs.

Angle valves

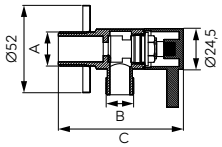

Description

Angle valve with ceramic head and rosette

- nominal pressure: 1.0 MPa (10 bar)
- maximum operating temperature: 100°C
- no contact of water with the lacquer coating
- finish: black

A	B	C [mm]	Connection sizes	Index	Packaging individual	Packaging collective
G1/2	**G3/8**	75	1/2"x3/8"	**Z295-BL**	1 pc.	100 pcs.
G1/2	**G1/2**	75	1/2"x1/2"	**Z296-BL**	1 pc.	100 pcs.

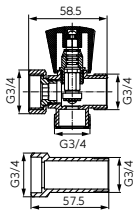

Washing machine connection valve with 3/4" extension

- chrome
- nominal pressure: 1.0 MPa (10 bar)
- maximum operating temperature: 100°C

Index	Packaging individual	Packaging collective
Z250	1 pc.	36 pcs.

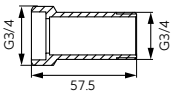

Extension for G3/4 mixer

- chrome

Index	Packaging individual	Packaging collective
P480	1 pc.	100 pcs.

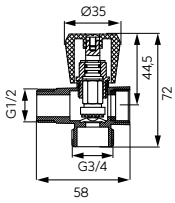

3-way poppet valve

- for connecting a washing machine or dishwasher to an existing angle valve
- 1/2" female connection for flat seal
- nominal pressure: 1.0 MPa (10 bar)
- maximum operating temperature: 100°C

Index	Packaging individual	Packaging collective
CF3019A	1 pc.	100 pcs.

Angle valves

	Description

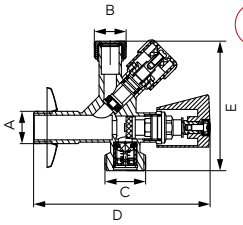

Double poppet Kombi valve with rosette

- for connecting a mixer and a washing machine or dishwasher
- check valve built into the 3/4" connection
- nominal pressure: 1.0 MPa (10 bar)
- maximum operating temperature: 100°C

A	B	C	D [mm]	E [mm]	Connection sizes	Index	Packaging individual	Packaging collective
G1/2	**G3/8**	G3/4	114	84	3/8"x1/2"x3/4" with fitting for Ø10 mm copper pipe	**CF5104**	1 pc.	24 pcs.
G1/2	**G1/2**	G3/4	114	84	1/2"x1/2"x3/4"	**CF5105**	1 pc.	24 pcs.

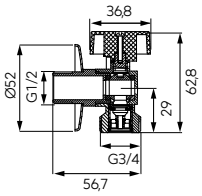

Ball valve 1/2"x3/4" with rosette and metal handle

- for connecting a washing machine or dishwasher
- check valve built into the 3/4" connection
- nominal pressure: 1.0 MPa (10 bar)
- maximum operating temperature: 100°C

Index	Packaging individual	Packaging collective
CF3016	1 pc.	100 pcs.

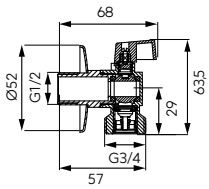

Ball valve 1/2"x3/4" with rosette and aluminum handle

- for connecting a washing machine or dishwasher
- check valve built into the 3/4" connection
- nominal pressure: 1.0 MPa (10 bar)
- maximum operating temperature: 100°C

Index	Packaging individual	Packaging collective
CF3027	1 pc.	100 pcs.

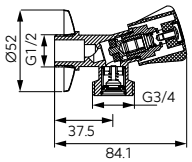

Poppet valve 1/2"x3/4" with rosette

- for connecting a washing machine or dishwasher
- check valve built into the 3/4" connection
- nominal pressure: 1.0 MPa (10 bar)
- maximum operating temperature: 100°C

Index	Packaging individual	Packaging collective
CF3017	1 pc.	100 pcs.

Flexible connections



AISI 304

CW 617N

WARRANTY 10

H_2O

Advantages

- durable and long-lasting stainless steel braid
  - resistant to the effects of construction lime
  - when in contact with water, no formation of oxides on the hose surface that create stains visually resembling corrosion
- steel and brass elements connecting the flexible part with the hose end ensure long-lasting, reliable and tight connection
- all flexible connections are subjected to 100% leak-tightness control
- simple design and high reliability
- all connections have the manufacturer's marking and year of production

Operating parameters and scope of application

- nominal pressure: 1.0 MPa (10 bar)
- maximum operating temperature: 90°C
- working media: water (water supply installations and central heating systems)
- connection hoses have a Hygienic Certificate issued by the National Institute of Hygiene in Warsaw

Design and materials

- connections (mounting nuts and connection ends): nickel-plated or chrome-plated brass
- outer braid and clamping sleeves: stainless steel AISI 304
- flat or o-ring gaskets: EPDM or NBR

Flexible connections

		Description		
	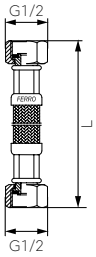	**Connection hose 1/2"x1/2"** • female-female • in a braid of corrosion-resistant steel • with gaskets		
			Packaging	
L [cm]		**Index**	individual	collective
15		**PWS04**	1 pc.	10 pcs.
20		**PWS1**	1 pc.	10 pcs.
25		**PWS01**	1 pc.	10 pcs.
30		**PWS2**	1 pc.	10 pcs.
35		**PWS02**	1 pc.	10 pcs.
40		**PWS3**	1 pc.	10 pcs.
45		**PWS03**	1 pc.	10 pcs.
50		**PWS4**	1 pc.	10 pcs.
60		**PWS5**	1 pc.	10 pcs.
70		**PWS6**	1 pc.	10 pcs.
80		**PWS7**	1 pc.	10 pcs.
90		**PWS8**	1 pc.	10 pcs.
100		**PWS9**	1 pc.	10 pcs.
120		**PWS20**	1 pc.	10 pcs.
150		**PWS30**	1 pc.	10 pcs.
200		**PWS40**	1 pc.	10 pcs.

	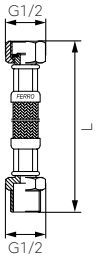	**Connection hose 1/2"x1/2"** • female-male • in a braid of corrosion-resistant steel • with gasket		
			Packaging	
L [cm]		**Index**	individual	collective
20		**PWS11**	1 pc.	10 pcs.
25		**PWS411**	1 pc.	10 pcs.
30		**PWS21**	1 pc.	10 pcs.
40		**PWS31**	1 pc.	10 pcs.
50		**PWS41**	1 pc.	10 pcs.
60		**PWS51**	1 pc.	10 pcs.
70		**PWS61**	1 pc.	10 pcs.
80		**PWS71**	1 pc.	10 pcs.
90		**PWS81**	1 pc.	10 pcs.
100		**PWS91**	1 pc.	10 pcs.
120		**PWS511**	1 pc.	10 pcs.
150		**PWS301**	1 pc.	10 pcs.

	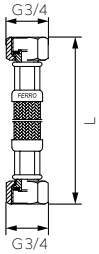	**Connection hose 3/4"x3/4"** • female-female • in a braid of corrosion-resistant steel • with gaskets		
			Packaging	
L [cm]		**Index**	individual	collective
30		**PWS611**	1 pc.	10 pcs.
40		**PWS62**	1 pc.	10 pcs.
50		**PWS63**	1 pc.	10 pcs.
100		**PWS64**	1 pc.	10 pcs.

Flexible connections

Description

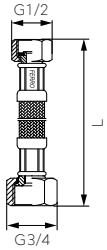

Connection hose 3/4"×1/2"

- female-female
- in a braid of corrosion-resistant steel
- with gaskets

L [cm]	Index	Packaging	
		individual	collective
30	**PWS711**	1 pc.	10 pcs.
35	**PWS72**	1 pc.	10 pcs.
40	**PWS73**	1 pc.	10 pcs.
50	**PWS74**	1 pc.	10 pcs.
60	**PWS75**	1 pc.	10 pcs.
70	**PWS76**	1 pc.	10 pcs.
80	**PWS77**	1 pc.	10 pcs.
100	**PWS78**	1 pc.	10 pcs.

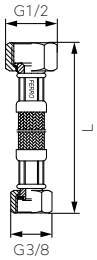

Connection hose 1/2"×3/8"

- female-female
- in a braid of corrosion-resistant steel
- with gaskets

L [cm]	Index	Packaging	
		individual	collective
20	**PWS811**	1 pc.	10 pcs.
30	**PWS82**	1 pc.	10 pcs.
40	**PWS83**	1 pc.	10 pcs.
50	**PWS84**	1 pc.	10 pcs.
60	**PWS85**	1 pc.	10 pcs.
80	**PWS86**	1 pc.	10 pcs.
100	**PWS87**	1 pc.	10 pcs.

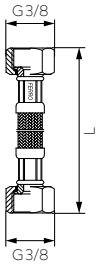

Connection hose 3/8"×3/8"

- female-female
- in a braid of corrosion-resistant steel
- with gaskets

L [cm]	Index	Packaging	
		individual	collective
20	**PWS95**	1 pc.	10 pcs.
30	**PWS911**	1 pc.	10 pcs.
40	**PWS92**	1 pc.	10 pcs.
50	**PWS93**	1 pc.	10 pcs.
60	**PWS94**	1 pc.	10 pcs.
80	**PWS96**	1 pc.	10 pcs.

Flexible connections

	Description

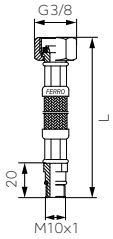

Connection hose 3/8"×M10×1

- in a braid of corrosion-resistant steel
- with short tip
- with gaskets

L [cm]	Index	Packaging individual	Packaging collective
30	**WBS15**	1 pc.	10 pcs.
35	**WBS11**	1 pc.	10 pcs.
40	**WBS17**	1 pc.	10 pcs.
50	**WBS12**	1 pc.	10 pcs.
60	**WBS18**	1 pc.	10 pcs.
80	**WBS19**	1 pc.	10 pcs.

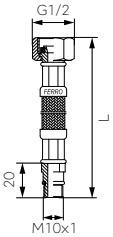

Connection hose 1/2"×M10×1

- in a braid of corrosion-resistant steel
- with short tip
- with gaskets

L [cm]	Index	Packaging individual	Packaging collective
35	**WBS21**	1 pc.	10 pcs.
40	**WBS81**	1 pc.	10 pcs.
50	**WBS22**	1 pc.	10 pcs.
60	**WBS82**	1 pc.	10 pcs.
70	**WBS83**	1 pc.	10 pcs.
80	**WBS84**	1 pc.	10 pcs.
90	**WBS85**	1 pc.	10 pcs.
100	**WBS86**	1 pc.	10 pcs.

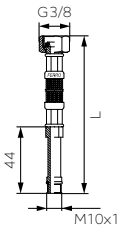

Connection hose 3/8"×M10×1

- in a braid of corrosion-resistant steel
- with long tip
- with gaskets

L [cm]	Index	Packaging individual	Packaging collective
30	**WBS91**	1 pc.	10 pcs.
35	**WBS13**	1 pc.	10 pcs.
40	**WBS92**	1 pc.	10 pcs.
50	**WBS14**	1 pc.	10 pcs.
60	**WBS93**	1 pc.	10 pcs.

Flexible connections

	Description

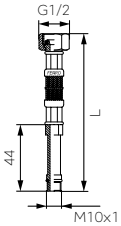

Connection hose 1/2"×M10×1

- in a braid of corrosion-resistant steel
- with long tip
- with gaskets

	EAN	Packaging	
L [cm]	**Index**	individual	collective
35	**WBS23**	1 pc.	10 pcs.
40	**WBS25**	1 pc.	10 pcs.
50	**WBS24**	1 pc.	10 pcs.
60	**WBS26**	1 pc.	10 pcs.
70	**WBS27**	1 pc.	10 pcs.
80	**WBS28**	1 pc.	10 pcs.
90	**WBS29**	1 pc.	10 pcs.
100	**WBS20**	1 pc.	10 pcs.

Mixing valves

high-quality brass
CW617N

possibility of using **an electric actuator**

H_2O

GLYCOL 50%

Application

3-way and 4-way FERRO mixing valves are dedicated for use in heating as well as cooling installations. These valves allow precise regulation of the working medium temperature by properly mixing the supply and return streams, which enables energy consumption optimization and protects the heat source from too low return temperature.
Mixing valves can be operated manually with a knob or electrically with the ZMVA230 actuator, creating a compact unit.

Advantages

- Top quality materials: The body and plug are made of high-quality CW617N brass and durable EPDM seals.
- Operation with negative temperature medium: Minimum operating temperature down to -10°C when using a 50% glycol solution.
- High operating parameters: Nominal pressure up to 1.0 MPa (10 bar) and maximum medium temperature up to 100°C.
- Automation capability: Adapted for mounting an electric actuator with a low required torque <1 Nm.
- Convenient manual adjustment: Handy handle in the form of a plastic knob.
- Wide product range: 3-way versions (DN25–DN50) and 4-way (DN25–DN32) with various Kvs flow coefficients.
- Long warranty period: Up to 4 years warranty for physical defects of the product.

Mixing valves

Description

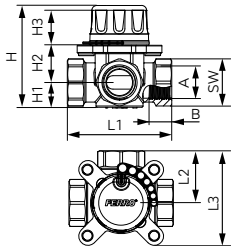

3-way mixing valve

- female
- handle: plastic knob
- body and plug material: brass
- seal material: EPDM
- nominal pressure: 1.0 MPa (10 bar)
- minimum operating temperature: -10°C
- maximum operating temperature: 100°C
- required torque: < 1 Nm

mixing function

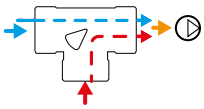

separation function

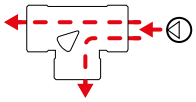

DN	A	B [mm]	L1 [mm]	L2 [mm]	L3 [mm]	H [mm]	H1 [mm]	H2 [mm]	H3 [mm]	SW [mm]	Kvs [m³/h]	Index	Packaging individual	Packaging collective
25	Rp 1	21	80	40	72,5	78	19	28,5	28	42	9,9	ZMV32	1 pc.	12 pcs.
32	Rp 1 1/4	21	90	45	77,5	86	23	32,5	28	49	15,6	ZMV33	1 pc.	12 pcs.
40	Rp 1 1/2	26	115	57,5	88,5	97,5	28	39	28	55	21,5	ZMV34	1 pc.	9 pcs.
50	Rp 2	22,5	125	62,5	93,5	97,5	28	39	28	66	36,2	ZMV35	1 pc.	9 pcs.

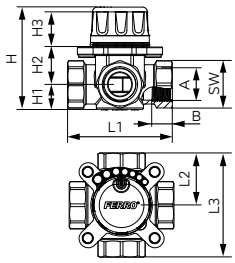

4-way mixing valve

- female
- handle: plastic knob
- body and plug material: brass
- seal material: EPDM
- nominal pressure: 1.0 MPa (10 bar)
- minimum operating temperature: -10°C
- maximum operating temperature: 100°C
- required torque: < 1 Nm

mixing function

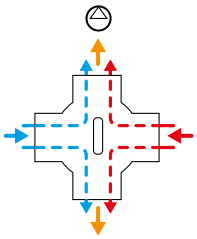

separation function

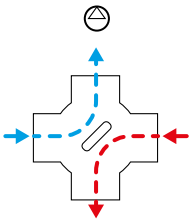

DN	A	B [mm]	L1 [mm]	L2 [mm]	L3 [mm]	H [mm]	H1 [mm]	H2 [mm]	H3 [mm]	SW [mm]	Kvs [m³/h]	Index	Packaging individual	Packaging collective
25	Rp 1	21	80	40	80	78	19	28,5	28	42	11,2	ZMV42	1 pc.	12 pcs.
32	Rp 1 1/4	21	90	45	90	78	23	32,5	28	49	17,1	ZMV43	1 pc.	9 pcs.

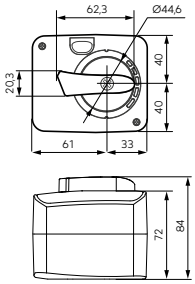

Electric actuator for mixing valves

- power supply: 230 V, 50-60 Hz
- power consumption: 5 W
- ambient temperature: from -20°C to 70°C
- protection class: IP42
- insulation class: II
- control type: 3-point
- torque: 6 Nm
- rotation angle: 90°
- operating time: 120 s
- cable length: 1 m (3x0.75 mm², Ø6.5 mm)

Index	Packaging individual	Packaging collective
ZMVA230	1 pc.	18 pcs.

Differential valves

Description

Differential valves

- maximum instantaneous operating temperature: 110°C
- maximum operating pressure: 0.7 MPa (7 bar)
- EPDM rubber ball
- vertical or horizontal installation

		Packaging	
Connection size	Index	individual	collective
1″	**ZR1**	1 pc.	15 pcs.
1 1/4″	**ZR2**	1 pc.	16 pcs.
1 1/2″	**ZR3**	1 pc.	12 pcs.
2″	**ZR4**	1 pc.	8 pcs.

Specialist measuring

MEASURING FITTINGS

MANOMETERS
131

THERMOMANOMETERS
133

THERMOMETERS
133

ACCESSORIES
134

Specialist measuring

Description

Measuring fittings include manometers, thermomanometers, and thermometers that allow measurement of installation operating parameters. The devices can be used in water installations, central heating, and industrial installations.

Manometers are based on a Bourdon tube spring, and their housings are made of high-quality plastics. They offer measuring ranges from 0 to 4, 6, or 10 bar and are equipped with side or rear brass connections. Thermomanometers are devices that allow simultaneous measurement of pressure and temperature in the installation.

Dial thermometers come in galvanized steel housings, and their covers are made of scratch-resistant plastic. The measuring mechanism is based on a bimetallic spiral. The temperature measurement range is from 0 to 120°C, and available dial diameters are 40 mm, 63 mm, 80 mm, and 100 mm. Dial thermometers are equipped with rear brass connections.

Pressure gauges

	Description

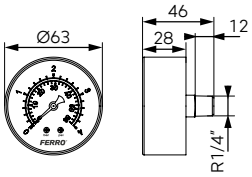

Manometer

- housing: high-resistance ABS
- cover: scratch-resistant material
- dial: powder-coated aluminum
- type: Bourdon tube pressure gauge
- dial diameter: 63 mm
- range: 0-4 bar
- connection: brass 1/4" rear

Index	Packaging individual	Packaging collective
M6304A	1 pc.	150 pcs.

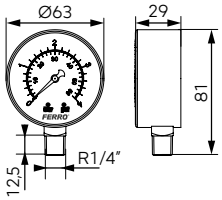

Pressure gauge

- housing: high-resistance ABS
- cover: scratch-resistant plastic
- dial: powder-coated aluminum
- type: Bourdon tube pressure gauge
- dial diameter: 63 mm
- range: 0-4 bar
- connection: brass 1/4" side

Index	Packaging individual	Packaging collective
M6304R	1 pc.	120 pcs.

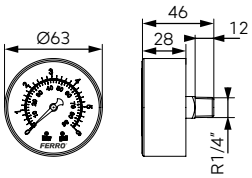

Pressure gauge

- housing: high-resistance ABS
- cover: scratch-resistant plastic
- dial: powder-coated aluminum
- type: Bourdon tube pressure gauge
- dial diameter: 63 mm
- range: 0-6 bar
- connection: brass 1/4" rear

Index	Packaging individual	Packaging collective
M6306A	1 pc.	150 pcs.

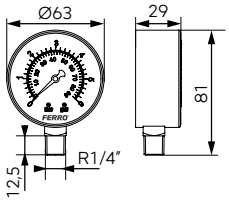

Pressure gauge

- housing: high-resistance ABS
- cover: scratch-resistant plastic
- dial: powder-coated aluminum
- type: Bourdon tube pressure gauge
- dial diameter: 63 mm
- range: 0-6 bar
- connection: brass 1/4" side

Index	Packaging individual	Packaging collective
M6306R	1 pc.	120 pcs.

Pressure gauges

Description

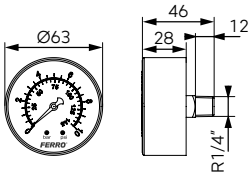

Pressure gauge

- housing: high-resistance ABS
- cover: scratch-resistant plastic
- dial: powder-coated aluminum
- type: Bourdon tube pressure gauge
- dial diameter: 63 mm
- range: 0-10 bar
- connection: brass 1/4" rear

	Packaging	
Index	individual	collective
M6310A	1 pc.	150 pcs.

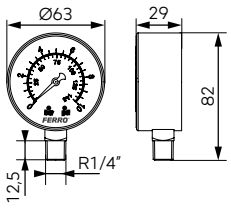

Pressure gauge

- housing: high-resistance ABS
- cover: scratch-resistant plastic
- dial: powder-coated aluminum
- type: Bourdon tube pressure gauge
- dial diameter: 63 mm
- range: 0-10 bar
- connection: brass 1/4" side

	Packaging	
Index	individual	collective
M6310R	1 pc.	120 pcs.

Thermomanometers and thermometers

Description

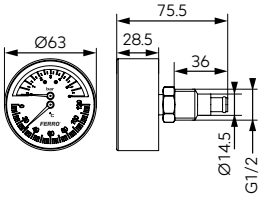

Thermomanometer

- housing: high-resistance ABS
- cover: scratch-resistant material
- dial: powder-coated aluminum
- mechanism: - pressure gauge – Bourdon tube - thermometer – bimetallic spiral
- connection: brass 1/2" rear
- temperature range: 0-120°C
- pressure range: 0-6 bar
- dial diameter: 63 mm

Index	Packaging individual	Packaging collective
TM63A	1 pc.	90 pcs.

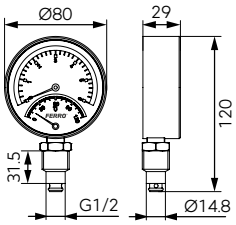

Thermomanometer

- housing: high-resistance ABS
- cover: scratch-resistant material
- dial: powder-coated aluminum
- mechanism: - pressure gauge – Bourdon tube - thermometer – bimetallic spiral
- connection: brass 1/2" side
- temperature range: 0-120°C
- pressure range: 0-6 bar
- dial diameter: 80 mm

Index	Packaging individual	Packaging collective
TM80R	1 pc.	60 pcs.

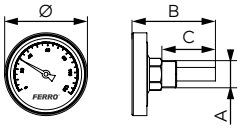

Axial thermometer

- brass rear connection
- housing: galvanized steel
- cover: scratch-resistant material
- dial: powder-coated aluminum
- mechanism: bimetallic spiral
- range: 0 - 120°C

Ø [mm]	A	B [mm]	C [mm]	Index	Packaging individual	Packaging collective
40	**G1/4 with o-ring**	44,5	26	**T40120A**	1 pc.	400 pcs.
63	**G1/2**	64,5	41,5	**T63120A**	1 pc.	150 pcs.
80	**G1/2**	63	41,3	**T80120A**	1 pc.	80 pcs.
100	**G1/2**	67	41,3	**T100120A**	1 pc.	40 pcs.

Accessories

	Description
 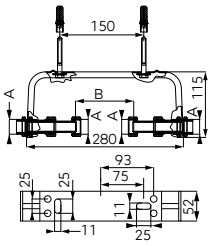	**Water meter console** • adjustable connection spacing • possibility to install a seal • includes gaskets, screws, and plugs

DN	A	B [mm] min.	B [mm] max.	Index	Packaging individual	Packaging collective
15	**G3/4**	71	156	**KSD15**	1 pc.	8 pcs.
20	**G1**	55	126	**KSD20**	1 pc.	8 pcs.

Specialist
gas

GAS FITTINGS

VALVES
137

FILTERS
141

HOSES
143

Valves
for gas

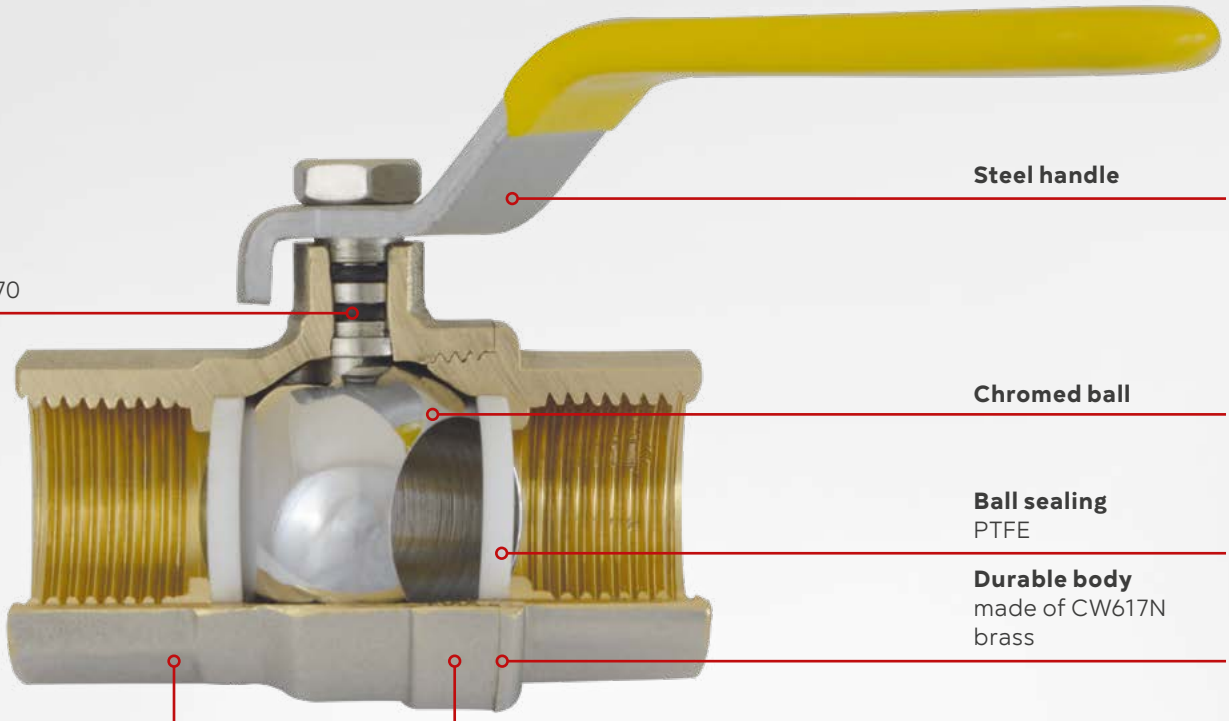

GAZ

CW 617N

Advantages

- meet the requirements of European standards
- high quality of materials
- have the Certificate of Constancy of Performance

Certificates

Gas ball valves have been tested and an audit was carried out at the production plant by the Oil and Gas Institute – National Research Institute in Krakow. Based on these tests and the audit, the Certificate of Constancy of Performance was issued.

Operating parameters and scope of application

- pressure class: MOP 5 (0.5 MPa)
- temperature class: T2 (-20°C to 60°C)
- gas family: 1, 2, 3

Design and materials

- body: high-quality brass CW617N
- brass ball finish: chrome-plated, polished
- ball sealing: PTFE
- stem sealing: double o-ring made of NBR70 (in KGN models); PTFE and o-ring made of NBR70 (in models KGS and KGMS)
- lever: galvanized steel, coated with yellow plastic

Gas valves

Description

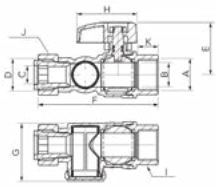

GAS

CW 617N

Ball valve for gas type G61 - straight

NOVELTY

- GW connection and half-union with flat seal, flat NBR gasket
- female-female type
- handle: butterfly
- body and ball material: high-quality CW617N brass
- ball seal material: PTFE
- stem seal material: double o-ring made of NBR70
- maximum operating pressure: MOP5 (0.5 MPa)
- operating temperature: T2 (-20°C to 60°C)
- gas mesh filter - stainless steel

											Packaging		Detail (Euro hanger)
DN	**A**	**B** [mm]	**C** [mm]	**D** [mm]	**E** [mm]	**F** [mm]	**G** [mm]	**H** [mm]	**J** [mm]	**K** [mm]	individual	collective	**Index**
15	**Rp 1/2**	15	11,2	G 1/2	39,6	85,9	39,5	50	8kt 25.5	14,5	1 pc.	45 pcs.	**KGMNF1SGP**
20	**Rp 3/4**	20	13,8	G 3/4	43,4	100	48	50	8kt 31.5	16,3	1 pc.	50 pcs.	**KGMNF2SGP**

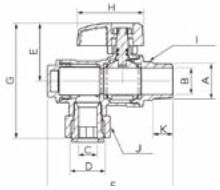

GAS

CW 617N

Ball valve for gas type G61 - angled

NOVELTY

- GW connection and half-union with flat seal, flat NBR gasket
- female-female type
- handle: butterfly
- body and ball material: high-quality CW617N brass
- ball seal material: PTFE
- stem seal material: double o-ring made of NBR70
- maximum operating pressure: MOP5 (0.5 MPa)
- operating temperature: T2 (-20°C to 60°C)
- gas mesh filter - stainless steel

											Packaging		Detail (Euro hanger)
DN	**A**	**B** [mm]	**C** [mm]	**D** [mm]	**E** [mm]	**F** [mm]	**G** [mm]	**H** [mm]	**J** [mm]	**K** [mm]	individual	collective	**Index**
15	**Rp 1/2**	15	11,2	G 1/2	39,6	78,7	79,3	50	8kt 25.5	12,5	1 pc.	45 pcs.	**KGMNF1SGK**
20	**Rp 3/4**	20	13,8	G 3/4	43,5	94,5	86,5	50	8kt 31.5	14	1 pc.	50 pcs.	**KGMNF2SGK**

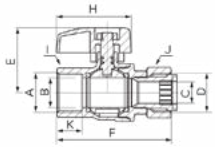

GAS

CW 617N

Ball valve for gas - type G61

NOVELTY

- GW connection and half-union with flat seal, flat NBR gasket
- female-female type
- handle: butterfly
- body and ball material: high-quality CW617N brass
- ball seal material: PTFE
- stem seal material: double o-ring made of NBR70
- maximum operating pressure: MOP5 (0.5 MPa)
- operating temperature: T2 (-20°C to 60°C)

											Packaging		Detail (Euro hanger)
DN	**A**	**B** [mm]	**C** [mm]	**D** [mm]	**E** [mm]	**F** [mm]	**G** [mm]	**H** [mm]	**J** [mm]	**K** [mm]	individual	collective	**Index**
15	**Rp 1/2**	15	11,2	G 1/2	39,6	70,2		50	8kt 25.5	15	1 pc.	45 pcs.	**KGMN1SGP**
20	**Rp 3/4**	20	14,6	G 3/4	43,4	77,1		50	8kt 31.5	16,3	1 pc.	50 pcs.	**KGMN2SGP**

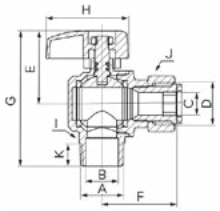

GAS

CW 617N

Ball valve for gas - type G61

NOVELTY

- female-female type
- handle: metal lever
- body and ball material: high-quality CW617N brass
- ball seal material: PTFE
- stem seal material: double o-ring made of NBR70
- maximum operating pressure: MOP5 (0.5 MPa)
- operating temperature: T2 (-20°C to 60°C)

											Packaging		Detail (Euro hanger)
DN	**A**	**B** [mm]	**C** [mm]	**D** [mm]	**E** [mm]	**F** [mm]	**G** [mm]	**H** [mm]	**J** [mm]	**K** [mm]	individual	collective	**Index**
15	**Rp 1/2**	15	11,2	G 1/2	40,1	41,2	72,1	50	8kt 25.5	13,5	1 pc.	45 pcs.	**KGMN1SGK**
20	**Rp 3/4**	20	13,8	G 3/4	44,4	45,5	82,4	50	8kt 31.5	13,5	1 pc.	50 pcs.	**KGMN2SGK**

Gas valves

Description

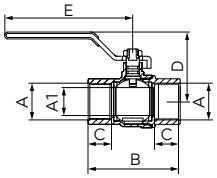

Ball valve for gas - type G61

- female-female type
- handle: metal lever
- body and ball material: high-quality CW617N brass
- ball seal material: PTFE
- stem seal material: double o-ring made of NBR70
- maximum operating pressure: MOP5 (0.5 MPa)
- operating temperature: T2 (-20°C to 60°C)

DN	A	A1 [mm]	B [mm]	C [mm]	D [mm]	E [mm]	Index	Packaging individual	Packaging collective	Detail (Euro hanger) Index
15	Rp 1/2	15	57.7 ±1	min. 15	43 ±1	89 ±1	KGN1	12 pcs.	108 pcs.	KGN1E
20	Rp 3/4	20	67 ±1	min. 16.3	47 ±1	89 ±1	KGN2	9 pcs.	81 pcs.	KGN2E
25	Rp 1	24,5	81.3 ±1	min. 19.1	61 ±1	112.3 ±1	KGN3	4 pcs.	36 pcs.	KGN3E
32	Rp 1 1/4	30,5	95.5 ±1	min. 21.4	72.3 ±1	131.3 ±2	KGN4	2 pcs.	18 pcs.	
40	Rp 1 1/2	38,5	105.5 ±1	min. 21.4	78.4 ±2	131.3 ±2	KGN5	2 pcs.	18 pcs.	
50	Rp 2	47,5	126 ±1	min. 25.7	89.5 ±2	159.5 ±2	KGN6	2 pcs.	12 pcs.	

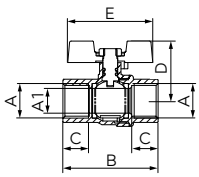

Ball valve for gas - type G61

- female-female type
- handle: aluminum butterfly
- body and ball material: high-quality CW617N brass
- ball seal material: PTFE
- stem seal material: double o-ring made of NBR70
- maximum operating pressure: MOP5 (0.5 MPa)
- operating temperature: T2 (-20°C to 60°C)

DN	A	A1 [mm]	B [mm]	C [mm]	D [mm]	E [mm]	Index	Packaging individual	Packaging collective	Detail (bag) Index
15	Rp 1/2	15	57.7±1	min. 15	36.2±2	51.5±3	KGMN1	16 pcs.	144 pcs.	KGMN1W
20	Rp 3/4	20	67±1	min. 16.3	40.1±2	51.5±3	KGMN2	12 pcs.	108 pcs.	KGMN2W
25	Rp 1	24,5	81.3±1	min. 19.1	49.2±2	67±1	KGMN3	6 pcs.	54 pcs.	KGMN3W

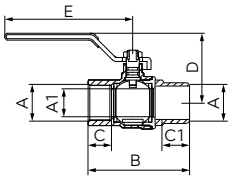

Ball valve for gas - type G61

- female-male
- handle: metal lever
- body and ball material: high-quality CW617N brass
- ball seal material: PTFE
- stem seal material: double o-ring made of NBR70
- maximum operating pressure: MOP5 (0.5 MPa)
- operating temperature: T2 (-20°C to 60°C)

DN	A	A1 [mm]	B [mm]	C/C1 [mm]	D [mm]	E [mm]	Index	Packaging individual	Packaging collective	Detail (bag) Index	Detail (Euro hanger) Index
15	Rp1/2-R1/2	15	63.2±1	min. 15/12.5	43.1±1	89±1	KGN11	10 pcs.	80 pcs.	KGN11W	KGN11E
20	Rp3/4-R3/4	20	71.5±1	min. 16.3/14	47.0±1	89±1	KGN21	9 pcs.	81 pcs.	KGN21W	KGN21E
25	Rp1-R1	24,5	85±1	min. 19.1/16	61±1	112.3±1	KGN31	9 pcs.	54 pcs.		
32	Rp1 1/4-R1 1/4	30,5	101±1	min. 21.4/18.5	72.3±1	129.5±3	KGN41	4 pcs.	24 pcs.		
40	Rp1 1/2-R1 1/2	38,5	114.5±1	min. 21.4/18.5	79.1±2	129.5±3	KGN51	2 pcs.	20 pcs.		
50	Rp2-R2	47,5	141.5±1	min. 25.7/22.5	86.4±3	163±3	KGN61	1 pc.	8 pcs.		

Gas valves

	Description

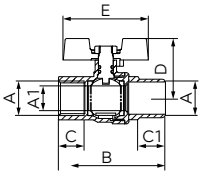

Ball valve for gas - type G61

- female-male
- handle: aluminum butterfly
- body and ball material: high-quality CW617N brass
- ball seal material: PTFE
- stem seal material: double o-ring made of NBR70
- maximum operating pressure: MOP5 (0.5 MPa)
- operating temperature: T2 (-20°C to 60°C)

DN	A	A1 [mm]	B [mm]	C/C1 [mm]	D [mm]	E [mm]	Index	Packaging individual	Packaging collective	Detail (bag) Index
15	Rp1/ 2-R1/2	15	63.2±1	min. 15/12.5	36.2±2	51.5±3	KGMN11	16 pcs.	144 pcs.	KGMN11W
20	Rp3/ 4-R3/4	20	71.5±1	min. 16.3/14	40.1±2	51.5±3	KGMN21	10 pcs.	90 pcs.	KGMN21W
25	Rp1-R1	24,5	85±1	min. 19.1/16	49.2±2	67±3	KGMN31	6 pcs.	54 pcs.	KGMN31W

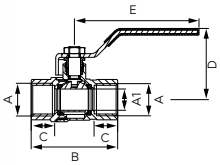

Ball valve for gas - type G18

- female-female type
- with gland
- handle: metal lever
- body and ball material: high-quality CW617N brass
- ball seal material: PTFE
- stem seal material: PTFE and o-ring made of NBR70
- maximum operating pressure: MOP5 (0.5 MPa)
- operating temperature: T2 (-20°C to 60°C)

DN	A	A1 [mm]	B [mm]	C [mm]	D [mm]	E [mm]	Index	Packaging individual	Packaging collective
15	Rp 1/2	14	57±1	min. 15	47.8±1	82±1	KGS1	14 pcs.	126 pcs.
20	Rp 3/4	18,5	66.7±1	min. 16.3	49.3±1	104±1	KGS2	9 pcs.	81 pcs.
25	Rp 1	23	78±1	min. 19.1	57.3±1	104±1	KGS3	9 pcs.	54 pcs.

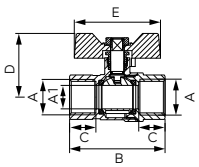

Ball valve for gas - type G18

- female-female type
- with gland
- handle: aluminum butterfly
- body and ball material: high-quality CW617N brass
- ball seal material: PTFE
- stem seal material: PTFE and o-ring made of NBR70
- maximum operating pressure: MOP5 (0.5 MPa)
- operating temperature: T2 (-20°C to 60°C)

DN	A	A1 [mm]	B [mm]	C [mm]	D [mm]	E [mm]	Index	Packaging individual	Packaging collective
15	Rp 1/2	14	57±1	min. 15	39±1	51.5±1	KGMS1	16 pcs.	144 pcs.
20	Rp 3/4	18,5	66.7±1	min. 16.3	42±1	51.5±1	KGMS2	12 pcs.	108 pcs.
25	Rp 1	23	78±1	min. 19.1	54.5±1	67±1	KGMS3	7 pcs.	63 pcs.

Gas valves

Description

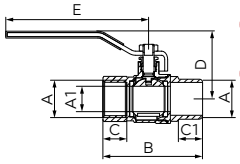

Ball valve for gas - type G18

- female-male
- with gland
- handle: metal lever
- body and ball material: high-quality CW617N brass
- ball seal material: PTFE
- stem seal material: PTFE and o-ring made of NBR70
- maximum operating pressure: MOP5 (0.5 MPa)
- operating temperature: T2 (-20°C to 60°C)

								Packaging	
DN	**A**	**A1** [mm]	**B** [mm]	**C/C1** [mm]	**D** [mm]	**E** [mm]	**Index**	individual	collective
15	**Rp1/2-R1/2**	14	63.2±1	min. 15/12.5	47.8±1	82±1	**KGS11**	10 pcs.	80 pcs.
20	**Rp3/4-R3/4**	18,5	71.7±1	min. 16.3/14	49.4±1	104±1	**KGS21**	9 pcs.	81 pcs.
25	**Rp1-R1**	23	83.8±1	min. 19.1/16	57.3±1	104±1	**KGS31**	9 pcs.	54 pcs.

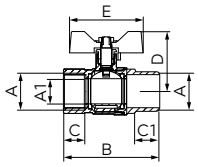

Ball valve for gas - type G18

- female-male
- with gland
- handle: aluminum butterfly
- body and ball material: high-quality CW617N brass
- ball seal material: PTFE
- stem seal material: PTFE and o-ring made of NBR70
- maximum operating pressure: MOP5 (0.5 MPa)
- operating temperature: T2 (-20°C to 60°C)

								Packaging	
DN	**A**	**A1** [mm]	**B** [mm]	**C/C1** [mm]	**D** [mm]	**E** [mm]	**Index**	individual	collective
15	**Rp1/ 2-R1/2**	14	63.2±1	min. 15/12.5	39±1	51.5±1	**KGMS11**	15 pcs.	135 pcs.
20	**Rp3/ 4-R3/4**	18,5	71.7±1	min. 16.3/14	42±1	51.5±1	**KGMS21**	10 pcs.	90 pcs.
25	**Rp1-R1**	23	83.8±1	min. 19.1/16	54.6±1	67±1	**KGMS31**	6 pcs.	54 pcs.

Gas filters

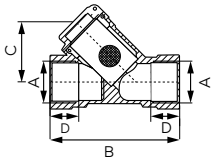

Description

Gas mesh filter – type G41

- female-female
- body and cap material: high-quality brass CW617N
- cap seal material: NBR
- filter cartridge material: stainless steel AISI 304
- filter cartridge hole diameter: 0.2 ± 0.02 mm
- maximum operating pressure: MOP 5 (0.5 MPa)
- operating temperature: T2 (-20°C to 60°C)

						Packaging	
DN	**A**	**B** [mm]	**C** [mm]	**D** [mm]	**Index**	individual	collective
15	**Rp 1/2**	67	33.6±1	min. 15.0	**F2G**	12 pcs.	108 pcs.
20	**Rp 3/4**	80	37.5±1	min. 16.3	**F3G**	8 pcs.	72 pcs.
25	**Rp 1**	85	45.6±1	min. 19.1	**F6G**	6 pcs.	54 pcs.
32	**Rp 5/4**	98	54.8±1	min. 21.4	**F4G**	2 pcs.	18 pcs.
40	**Rp 6/4**	116	58.7±1	min. 21.4	**F5G**	2 pcs.	18 pcs.
50	**Rp 2**	136	70.7±1	min. 25.7	**F7G**	2 pcs.	12 pcs.

Hoses
for gas



GAS

WARRANTY 5

Advantages

- available in a wide range of lengths, up to 200 cm
- available with three different types of connectors, including
  with elbow connector
- cables with unlimited bending radius

Operating parameters and scope of application

- fire reaction: B s2 d0
- operating temperature T2 from -20°C to +60°C
- gas type: natural gas
  (second family gas fuels according to EN 437)
- maximum operating pressure: up to 0.5 bar
- compliant with PN-EN 14800:2010 standard
- application: for connecting household appliances inside and outside apartments, with gas supply with pressure lower than 0.5 bar. Suitable for use in places covered by regulations concerning reaction to fire

Design and materials

- 3 protections:
  - PVC coating
  - stainless steel armor
  - spiral tube made of stainless steel
- nominal diameter: DN12

Gas hoses

	Description

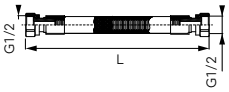

Gas hose 1/2"

- female-female
- two swivel ends
- PVC cover

L [mm]	Index	Packaging	
		individual	collective
500	**WG0500**	1 pc.	50 pcs.
750	**WG0750**	1 pc.	50 pcs.
1000	**WG1000**	1 pc.	50 pcs.
1250	**WG1250**	1 pc.	50 pcs.
1500	**WG1500**	1 pc.	50 pcs.
2000	**WG2000**	1 pc.	50 pcs.

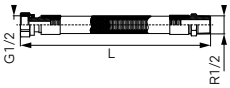

Gas hose 1/2"

- female-male
- swivel end
- PVC cover

L [mm]	Index	Packaging	
		individual	collective
500	**WGN0500**	1 pc.	50 pcs.
750	**WGN0750**	1 pc.	50 pcs.
1000	**WGN1000**	1 pc.	50 pcs.
1250	**WGN1250**	1 pc.	50 pcs.
1500	**WGN1500**	1 pc.	50 pcs.
2000	**WGN2000**	1 pc.	50 pcs.

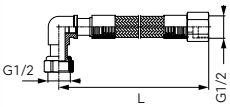

Gas hose 1/2"

- female-female
- elbow connector
- swivel end
- PVC cover

L [mm]	Index	Packaging	
		individual	collective
500	**WGK0500**	1 pc.	50 pcs.
750	**WGK0750**	1 pc.	50 pcs.
1000	**WGK1000**	1 pc.	50 pcs.
1250	**WGK1250**	1 pc.	50 pcs.
1500	**WGK1500**	1 pc.	50 pcs.
2000	**WGK2000**	1 pc.	50 pcs.

Specialist
regulating and safety

REGULATING AND SAFETY FITTINGS

INSTALLATION FILLING VALVES
145

REDUCERS PRESSURE
145

ANTI-POLLUTION VALVES
146

SAFETY VALVES
146

GROUPS SAFETY
147

REGULATOR DRAFT
148

Control and safety fittings

Description

Automatic installation filling valve 1/2"

- with filter, check valve, and manual shut-off
- outlet pressure adjustment: 1-4 bar
- maximum inlet pressure: 10 bar
- maximum operating temperature: 80°C
- with 1/4" manometer connection
- with union

Connection size	Index	Packaging individual	Packaging collective
1/2"	**ZN15**	1 pc.	25 pcs.
1/2" with manometer	**ZN15M**	1 pc.	25 pcs.

Pressure reducer

- adjustable outlet pressure: 0.5 - 6 bar (factory setting: 3 bar)
- maximum inlet pressure: 25 bar
- maximum operating temperature: 80°C
- with 1/4" manometer connection
- with unions

K_V [m³/h]	Connection size	Index	Packaging individual	Packaging collective
2,5	1/2"	**RC15**	1 pc.	24 pcs.
3,1	3/4"	**RC20**	1 pc.	15 pcs.
7	1"	**RC25**	1 pc.	10 pcs.
12,5	1 1/4"	**RC32**	1 pc.	10 pcs.
14,4	1 1/2"	**RC40**	1 pc.	10 pcs.
17,8	2"	**RC50**	1 pc.	5 pcs.
2,5	1/2" with manometer	**RC15M**	1 pc.	24 pcs.
3,1	3/4" with manometer	**RC20M**	1 pc.	15 pcs.
7	1" with manometer	**RC25M**	1 pc.	10 pcs.

Pressure reducer – standard

- outlet pressure adjustment: 1-4 bar
- maximum inlet pressure: 16 bar
- maximum operating temperature: 80°C
- with 1/4" manometer connection

K_V [m³/h]	Connection size	Index	Packaging individual	Packaging collective
1,6	1/2"	**RC15S**	1 pc.	25 pcs.
1,85	3/4"	**RC20S**	1 pc.	25 pcs.
1,6	1/2" with manometer	**RC15SM**	1 pc.	25 pcs.
1,85	3/4" with manometer	**RC20SM**	1 pc.	25 pcs.

Control and safety fittings

	Description

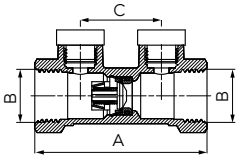

Anti-contamination check valve

- nominal pressure: 1.0 MPa (10 bar)
- operating temperature: 65°C
- maximum temperature: 90°C for 1 h
- operating position: any
- class EA

					Packaging		Detail (bag)
A [mm]	**B**	**C** [mm]		**Index**	individual	collective	**Index**
68	**G1/2**	32	1/2"	**ZZA01**	20 pcs.	240 pcs.	**ZZA01W**
78	**G3/4**	32	3/4"	**ZZA02**	22 pcs.	132 pcs.	**ZZA02W**
90	**G1**	32	1"	**ZZA03**	14 pcs.	84 pcs.	**ZZA03W**
110	**G1 1/4**	32	1 1/4"	**ZZA04**	8 pcs.	48 pcs.	
120	**G1 1/2**	38	1 1/2"	**ZZA05**	3 pcs.	24 pcs.	
150	**G2**	50	2"	**ZZA06**	3 pcs.	18 pcs.	

GLYCOL 40%

Safety valve for central heating and domestic hot water installations

- maximum working pressure: 10 bar
- maximum operating temperature: 110°C

			Packaging	
Setting [bar]	**Connection size**	**Index**	individual	collective
1,5	1/2"x1/2"	**Z1515**	1 pc.	25 pcs.
2,5	1/2"x1/2"	**Z1525**	1 pc.	25 pcs.
2,5	3/4"x3/4"	**Z2025**	1 pc.	25 pcs.
3	1/2"x1/2"	**Z1530**	1 pc.	25 pcs.
3	3/4"x3/4"	**Z2030**	1 pc.	25 pcs.
6	1/2"x1/2"	**Z1560**	1 pc.	25 pcs.
6	3/4"x3/4"	**Z2060**	1 pc.	25 pcs.
8	1/2"x1/2"	**Z1580**	1 pc.	25 pcs.

GLYCOL 40%

Safety valve for central heating and domestic hot water installations

- GZ - GW 1/2" connections
- maximum working pressure: 10 bar
- maximum operating temperature: 110°C

			Packaging	
Setting [bar]	**Connection size**	**Index**	individual	collective
1,5	1/2"x1/2"	**Z1515MF**	1 pc.	50 pcs.
2,5	1/2"x1/2"	**Z1525MF**	1 pc.	50 pcs.
3	1/2"x1/2"	**Z1530MF**	1 pc.	50 pcs.
6	1/2"x1/2"	**Z1560MF**	1 pc.	50 pcs.

Control and safety fittings

		Description

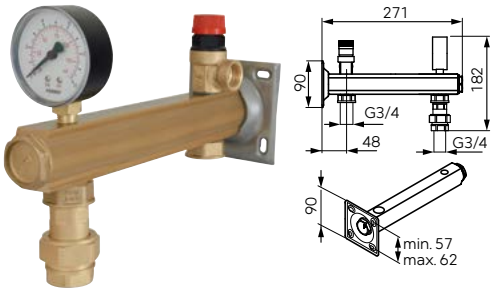

DHW safety groups with quick coupler

- operating temperature: max. 95°C
- operating pressure: max. 6 bar
- maximum instantaneous water temperature: 110°C
- for diaphragm vessels with a capacity up to 35 l and diameter not greater than 320 mm
- bar made of CW617N brass
- mounting plate made of stainless steel

equipment:

- safety valve
- pressure gauge
- quick coupler for diaphragm vessel

Safety valve	Manometer	Index	Packaging individual	Packaging collective
6 bar	0-10 bar	**GBMW60SN01**	1 pc.	-

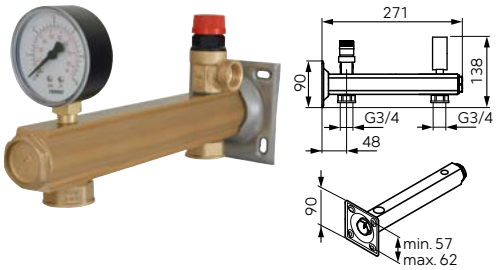

DHW safety groups

- operating temperature: max. 95°C
- operating pressure: max. 6 bar
- maximum instantaneous water temperature: 110°C
- for diaphragm vessels with a capacity up to 35 l and diameter not greater than 320 mm
- bar made of CW617N brass
- mounting plate made of stainless steel

equipment:

- safety valve
- pressure gauge

Safety valve	Manometer	Index	Packaging individual	Packaging collective
6 bar	0-10 bar	**GBMW60**	1 pc.	-

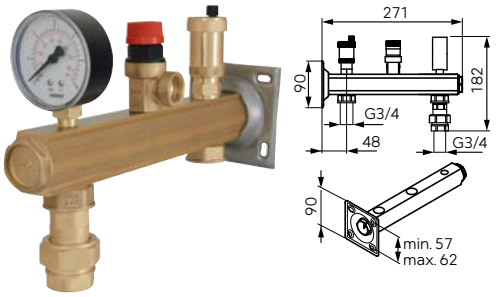

CH safety groups with quick coupling

- operating temperature: max. 95°C
- operating pressure: max. 6 bar
- maximum instantaneous water temperature: 110°C
- for diaphragm vessels with a capacity up to 35 l and diameter not greater than 320 mm
- bar made of CW617N brass
- mounting plate made of stainless steel

equipment:

- safety valve
- pressure gauge
- automatic air vent with stop valve
- quick coupler for diaphragm vessel

Safety valve	Manometer	Index	Packaging individual	Packaging collective
1,5 bar	0-4 bar	**GBM15SN01**	1 pc.	-
2,5 bar	0-4 bar	**GBM25SN01**	1 pc.	-
3 bar	0-6 bar	**GBM30SN01**	1 pc.	-

Control and safety fittings

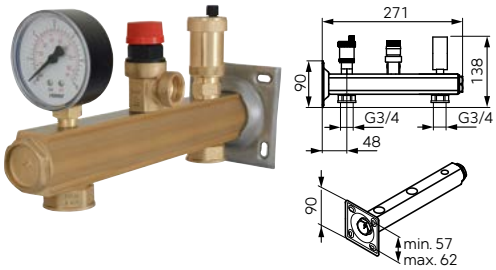

Description

CH safety groups

- operating temperature: max. 95°C
- operating pressure: max. 6 bar
- maximum instantaneous water temperature: 110°C
- for diaphragm vessels with a capacity up to 35 l and diameter not greater than 320 mm
- bar made of CW617N brass
- mounting plate made of stainless steel

equipment:

- safety valve
- pressure gauge
- automatic air vent with stop valve

Safety valve	Manometer	Index	Packaging individual	Packaging collective
2,5 bar	0-4 bar	**GBM25**	1 pc.	-
3 bar	0-6 bar	**GBM30**	1 pc.	-

Safety valve for boilers

- with check valve

Bar		Index	Packaging individual	Packaging collective	Detail (bag) Index
6	**1/2"**	**Z1560B**	1 pc.	50 pcs.	**Z1560BE**
6	**3/4"**	**Z2060B**	1 pc.	50 pcs.	
8	**1/2"**	**Z1580B**	1 pc.	50 pcs.	
8	**3/4"**	**Z2080B**	1 pc.	50 pcs.	

Draft regulator 3/4"

- temperature adjustment range: 30°C – 100°C
- chain length: 1200 mm
- possibility of installation in vertical and horizontal position

Index	Packaging individual	Packaging collective
MC20	1 pc.	-

Expansion vessels

EXPANSION VESSELS

VESSELS UNIVERSAL
151

VESSELS FOR CH
153

VESSELS FOR DHW
156

ACCESSORIES
157

Expansion vessels for domestic water or heating

5 years warranty for tightness according to the warranty conditions attached to the product

Butyl membrane enhanced resistance to osmosis and drop in pre-charge pressure

Air chamber under pre-charge pressure

Pre-load valve

Durable tank made of deep-drawn steel

External epoxy coating prevents corrosion

Water connection

GWARANCJA 5

H_2O

GLYCOL 40%

Universal application

- In DHW or CH installations as protection against pressure increase during changes in medium temperature.
- In domestic water installations as a hydrophore tank.

Advantages

- Use of butyl membranes - compared to EPDM membranes, several times more resistant to the phenomenon of osmosis, i.e. air permeation into the medium.
- Maintaining the pre-charge pressure at the correct level translates into longer membrane life.
- Reducing contamination of the heating medium with air means less impact on other installation components and thus contributes to its long-term and efficient operation.
- The connection flange is made of high-grade AISI 304 stainless steel – ensures optimal connection in all operating conditions
- 5-year tightness warranty, in accordance with the warranty conditions attached to the product.
- The vessels are certified by PZH.

Technical parameters

- Pre-charge pressure – 3.5 bar
- Media – water, glycol solution up to 40%
- Operating temperature from -10°C to 100°C
- Maximum operating pressure: 10 bar
- Range: 5 – 300 l
- Replaceable butyl membrane

Universal vessels

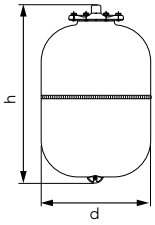

Description

GLYCOL 40%

Universal expansion vessel, wall-mounted

- maximum working pressure: 10 bar
- pre-charge pressure: 3.5 bar
- operating temperature: from -10°C to 100°C
- membrane type: butyl (replaceable)
- flange material: stainless steel AISI304
- color: RAL 9010

Model	h [mm]	d [mm]	Connection	Capacity [l]	Index	Packaging individual	Packaging collective
M5+	300	160	**3/4"**	5	**UNI5W**	1 pc.	-
M8+	316	200	**3/4"**	8	**UNI8W**	1 pc.	-
M12+	295	280	**3/4"**	12	**UNI12W**	1 pc.	-
M18+	430	280	**3/4"**	18	**UNI18W**	1 pc.	-
M24+	483	280	**3/4"**	24	**UNI24W**	1 pc.	-
M35+	440	365	**1"**	35	**UNI35W**	1 pc.	-

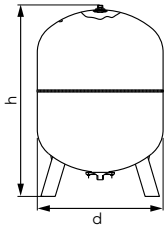

GLYCOL 40%

Universal expansion vessel, floor-standing

- maximum working pressure: 10 bar
- pre-charge pressure: 3.5 bar
- operating temperature: from -10°C to 100°C
- membrane type: butyl (replaceable)
- flange material: stainless steel AISI304
- color: RAL 9010

Model	h [mm]	d [mm]	Connection	Capacity [l]	Index	Packaging individual	Packaging collective
MV50+	720	365	**1"**	50	**UNI50S**	1 pc.	-
MV80+	856	415	**1"**	80	**UNI80S**	1 pc.	-
MV100+	855	495	**1"**	100	**UNI100S**	1 pc.	-
MV200+	1085	600	**11/4"**	200	**UNI200S**	1 pc.	-
MV300+	1240	650	**11/4"**	300	**UNI300S**	1 pc.	-

Vessels
expansion CH

Water connection

Pre-load valve

Air chamber under pre-charge pressure

Durable steel tank deep-drawn

Membrane made of ethylene-propylene rubber prevents contact between water and the internal surface of the tank, ensuring medium purity in the installation and preventing corrosion

External epoxy coating prevents corrosion

During system operation, there is an increase in water temperature, and consequently an increase in its volume as well. The water fills the membrane, which expands, filling the vessel gradually.



The water volume increases until it reaches the maximum operating temperature. Then the membrane occupies almost the entire interior of the tank. The air cushion stabilizes the pressure, and the membrane prevents direct contact of water with the internal surface of the tank.

When the temperature gradually drops and the volume of water decreases, it is pushed out of the tank, until the membrane reaches its initial volume; from this a new cycle begins from this moment.

Vessels for CH

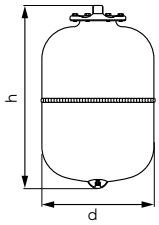

Description

Wall-mounted central heating vessels

- maximum working pressure: 8 bar
- pre-charge pressure: 1.5 bar
- operating temperature: from -10°C to +100°C
- membrane type: EPDM (replaceable)
- color: RAL 3000

Model	h [mm]	d [mm]	Connection	Capacity [l]	Index	Packaging individual	Packaging collective
R5	300	160	**3/4"**	5	**CO5W**	1 pc.	-
R8	316	200	**3/4"**	8	**CO8W**	1 pc.	-
R12	295	280	**3/4"**	12	**CO12W**	1 pc.	-
R18	430	280	**3/4"**	18	**CO18W**	1 pc.	-
R24	483	280	**3/4"**	24	**CO24W**	1 pc.	-
R35	440	365	**3/4"**	35	**CO35W**	1 pc.	-
R 50	585	365	**3/4"**	50	**CO50W**	1 pc.	-

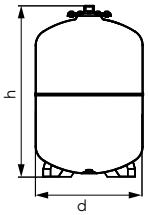

Floor-standing central heating vessels

- maximum working pressure: 8 bar
- pre-charge pressure: 1.5 bar
- operating temperature: from -10°C to +100°C
- membrane type: EPDM (replaceable)
- color: RAL 3000

Model	h [mm]	d [mm]	Connection	Capacity [l]	Index	Packaging individual	Packaging collective
RV35	450	365	**3/4"**	35	**CO35S**	1 pc.	-
RV50	582	365	**3/4"**	50	**CO50S**	1 pc.	-
RV60	668	365	**3/4"**	60	**CO60S**	1 pc.	-
RV80	717	415	**1"**	80	**CO80S**	1 pc.	-
RV100	663	495	**1"**	100	**CO100S**	1 pc.	-
RV150	795	550	**1"**	150	**CO150S**	1 pc.	-

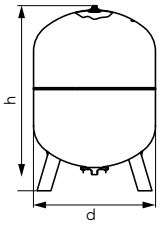

Floor-standing central heating vessels

- maximum working pressure: 8 bar
- pre-charge pressure: 1.5 bar
- operating temperature: from -10°C to +100°C
- membrane type: EPDM (replaceable)
- color: RAL 3000

Model	h [mm]	d [mm]	Connection	Capacity [l]	Index	Packaging individual	Packaging collective
RV200	1081	600	**1"**	200	**CO200S**	1 pc.	-
RV250	1051	650	**1"**	250	**CO250S**	1 pc.	-
RV300	1212	650	**1"**	300	**CO300S**	1 pc.	-
RV400	1198	750	**1 1/4"**	400	**CO400S**	1 pc.	-
RV500	1438	750	**1 1/4"**	500	**CO500S**	1 pc.	-

Vessels for CH

Description

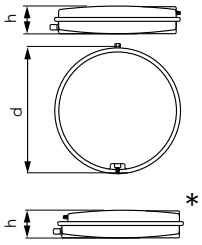

Flat central heating vessels

- maximum working pressure: 3 bar
- pre-charge pressure: 1.5 bar
- operating temperature: from -10°C to +90°C
- membrane: SBR
- color: galvanized steel

Model	h [mm]	d [mm]	Connection	Capacity [l]	Index	Packaging individual	Packaging collective
VCP387-6	60	387	**3/8"**	6	**CO6PL7**	1 pc.	-
VCP387-8	85	387	**3/8"**	8	**CO8PL7**	1 pc.	-
VCP387-10	100	387	**3/4"**	10	**CO10PL7**	1 pc.	-
VCP387-12	120	387	**3/4"**	12	**CO12PL7**	1 pc.	-
VCP387-18	180	387	**3/4"**	18	**CO18PL7**	1 pc.	-

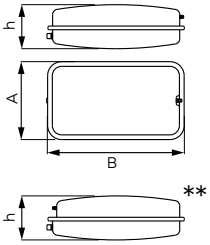

Flat central heating vessels

- maximum working pressure: 3 bar
- pre-charge pressure: 1.5 bar
- operating temperature: from -10°C to +90°C
- membrane: SBR
- color: galvanized steel

Model	h [mm]	AxB [mm]	Connection	Capacity [l]	Index	Packaging individual	Packaging collective
VRP205-8	110	200x515	**3/4"**	8	**CO8PR**	1 pc.	-
VRP205-10	120	200x515	**3/4"**	10	**CO10PR**	1 pc.	-
VRP205-12	145	200x515	**3/4"**	12	**CO12PR**	1 pc.	-

* applies to: CO12PL5, CO10PL7, CO18PL
** applies to CO12PR

Vessels
DHW expansion

Pre-load valve

Chamber air under pre-charge pressure

Durable steel tank deep-drawn

Membrane made of ethylene-propylene rubber prevents contact between water and the internal surface of the tank, ensuring medium purity in the installation and preventing corrosion

External epoxy coating prevents corrosion

Water connection

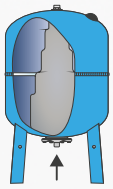

The membrane separates the water from the vessel walls, prevents corrosion and contamination of the installation, and stabilizes the pressure. When the tank is first connected to the system, the hydrophore pump starts, the pressure increases, and water fills the membrane.

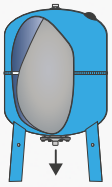

When the pressure reaches its maximum value, the pump stops. At that point, the tank contains the maximum amount of water. The membrane stretches and occupies almost the entire volume of the tank. When water is drawn, it begins to flow out of the tank without the need for the pump to operate, using the pressure of the air cushion.

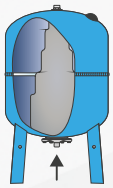

The process continues, the membrane contracts, and the pressure drops to the minimum value. The membrane returns to its original size; the pump starts again and a new cycle begins. Because the tank always provides maximum water outflow, the pump's operating periods are reduced to a minimum.

Vessels for DHW

Description

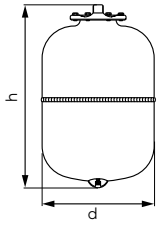

Wall-mounted DHW vessels

- maximum working pressure: 10 bar
- pre-charge pressure: 3 bar
- operating temperature: from -10°C to +100°C
- membrane type: EPDM (replaceable)
- color: RAL 5015 (for M2: RAL 9010)

Model	h [mm]	d [mm]	Connection	Capacity [l]	Index	Packaging individual	Packaging collective
M2	240	120	**1/2"**	2	**CWU2W**	1 pc.	-
A5	300	160	**3/4"**	5	**CWU5W**	1 pc.	-
A8	316	200	**3/4"**	8	**CWU8W**	1 pc.	-
A12	295	280	**3/4"**	12	**CWU12W**	1 pc.	-
A18	430	280	**3/4"**	18	**CWU18W**	1 pc.	-
A24	483	280	**3/4"**	24	**CWU24W**	1 pc.	-
A35	440	365	**1"**	35	**CWU35W**	1 pc.	-

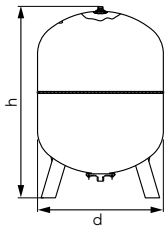

Floor-standing DHW vessels

- maximum working pressure: 10 bar
- pre-charge pressure: 1.5 bar for AV200 and AV300 models: 2 bar
- operating temperature: from -10°C to +100°C
- membrane type: EPDM (replaceable)
- color: RAL 5015

Model	h [mm]	d [mm]	Connection	Capacity [l]	Index	Packaging individual	Packaging collective
AV50	720	365	**1"**	50	**CWU50S**	1 pc.	-
AV60	808	365	**1"**	60	**CWU60S**	1 pc.	-
AV80	856	415	**1**	80	**CWU80S**	1 pc.	-
AV100	855	495	**1"**	100	**CWU100S**	1 pc.	-

Accessories for expansion vessels

	Description

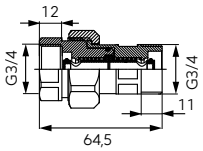

3/4" quick coupler for diaphragm vessel

	Packaging		Detail
Index	individual	collective	**Index**
SN01	12 pcs.	96 pcs.	**SN01W**



Mounting strap for wall-mounted vessels 8-35l

	Packaging	
Index	individual	collective
TNACZ	1 pc.	50 pcs.

Fittings

BRASS FITTINGS

NOVELTY

BRASS FITTINGS F-POWER
159

NOVELTY

BRASS FITTINGS CHROMED F-POWER
168

BRASS FITTINGS F-COMFORT
171

BRASS FITTINGS CHROMED F-COMFORT
177

BRASS UNIONS F-COMFORT
180

HALF-UNIONS FOR PUMPS
183

F-Power brass fittings

Description

Brass fitting, elbow F-F

NOVELTY

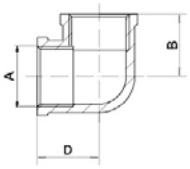

A	B [mm]	D [mm]	Index	Packaging individual	Packaging collective
G1/4	20	20	**FT201/8**	30 pcs.	360 pcs.
G3/8	20,5	20,5	**FT201/10**	30 pcs.	360 pcs.
G1/2	21,5	21,5	**FT201/15**	18 pcs.	216 pcs.
G3/4	29,5	29,5	**FT201/20**	10 pcs.	120 pcs.
G1	31,5	31,5	**FT201/25**	10 pcs.	60 pcs.
G5/4	41	41	**FT201/32**	3 pcs.	36 pcs.
G6/4	45,5	45,5	**FT201/40**	3 pcs.	24 pcs.
G2	57	57	**FT201/50**	1 pc.	12 pcs.

Brass fitting, elbow F-M

NOVELTY

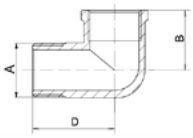

A	B [mm]	D [mm]	Index	Packaging individual	Packaging collective
G1/4	19,5	26	**FT202/8**	30 pcs.	360 pcs.
G3/8	19,5	26,5	**FT202/10**	30 pcs.	360 pcs.
G1/2	23,5	32,5	**FT202/15**	18 pcs.	216 pcs.
G3/4	29,5	40,5	**FT202/20**	10 pcs.	120 pcs.
G1	30,5	46	**FT202/25**	6 pcs.	72 pcs.
G5/4	39,5	50	**FT202/32**	5 pcs.	40 pcs.
G6/4	45,5	57	**FT202/40**	2 pcs.	24 pcs.
G2	53,5	69	**FT202/50**	1 pc.	12 pcs.

Brass fitting, female tee

NOVELTY

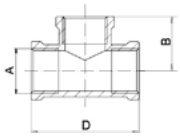

A	B [mm]	D [mm]	Index	Packaging individual	Packaging collective
G1/4	20	40	**FT203/8**	25 pcs.	300 pcs.
G3/8	20	40	**FT203/10**	25 pcs.	300 pcs.
G1/2	25,5	51	**FT203/15**	14 pcs.	168 pcs.
G3/4	28,5	59	**FT203/20**	8 pcs.	96 pcs.
G1	32,5	65	**FT203/25**	7 pcs.	42 pcs.
G5/4	39,5	83	**FT203/32**	4 pcs.	24 pcs.
G6/4	49	98	**FT203/40**	2 pcs.	12 pcs.
G2	57,5	115	**FT203/50**	1 pc.	12 pcs.

F-Power brass fittings

		Description		
		Brass fitting, coupling		**NOVELTY**

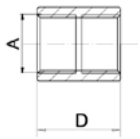

			Packaging	
A	**D** [mm]	**Index**	**individual**	**collective**
G1/4	23	**FT204/8**	60 pcs.	720 pcs.
G3/8	19,5	**FT204/10**	50 pcs.	600 pcs.
G1/2	30	**FT204/15**	35 pcs.	420 pcs.
G3/4	33,5	**FT204/20**	18 pcs.	216 pcs.
G1	35	**FT204/25**	15 pcs.	90 pcs.
G5/4	35,5	**FT204/32**	10 pcs.	60 pcs.
G6/4	48	**FT204/40**	4 pcs.	48 pcs.
G2	60	**FT204/50**	2 pcs.	24 pcs.

		Brass fitting, nipple		**NOVELTY**

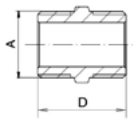

			Packaging	
A	**D** [mm]	**Index**	**individual**	**collective**
G1/4	22,5	**FT205/8**	65 pcs.	780 pcs.
G3/8	22,5	**FT205/10**	60 pcs.	720 pcs.
G1/2	28	**FT205/15**	40 pcs.	480 pcs.
G3/4	31	**FT205/20**	32 pcs.	384 pcs.
G1	36,5	**FT205/25**	20 pcs.	160 pcs.
G5/4	43	**FT205/32**	8 pcs.	48 pcs.
G6/4	44,5	**FT205/40**	8 pcs.	48 pcs.
G2	48,5	**FT205/50**	5 pcs.	40 pcs.

		Brass fitting, reducing nipple		**NOVELTY**

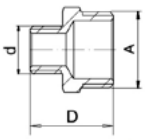

				Packaging	
A	**D** [mm]	**d** [mm]	**Index**	**individual**	**collective**
G3/8	21,5	G1/4	**FT206/8**	60 pcs.	720 pcs.
G1/2	27	G3/8	**FT206/10**	40 pcs.	480 pcs.
G3/4	29	G1/2	**FT206/15**	30 pcs.	360 pcs.
G1	35	G3/4	**FT206/20**	15 pcs.	180 pcs.
G1	32,5	G1/2	**FT206/25**	12 pcs.	72 pcs.
G6/4	39,5	G5/4	**FT206/32**	8 pcs.	48 pcs.
G5/4	35	G1	**FT206/252**	15 pcs.	180 pcs.
G6/4	40,5	G1	**FT206/402**	8 pcs.	96 pcs.
G6/4	38,5	G3/4	**FT206/403**	8 pcs.	96 pcs.

F-Power brass fittings

		Description		
		Brass fitting, plug		NOVELTY

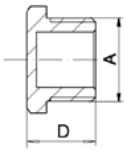

			Packaging	
A	**D** [mm]	**Index**	**individual**	**collective**
G1/4	13,5	**FT207/8**	40 pcs.	480 pcs.
G3/8	17	**FT207/10**	30 pcs.	360 pcs.
G1/2	17,5	**FT207/15**	25 pcs.	300 pcs.
G3/4	19	**FT207/20**	40 pcs.	480 pcs.
G1	22	**FT207/25**	20 pcs.	240 pcs.
G5/4	26	**FT207/32**	10 pcs.	120 pcs.
G6/4	25	**FT207/40**	8 pcs.	96 pcs.
G2	26,5	**FT207/50**	6 pcs.	72 pcs.

Brass fitting, end cap NOVELTY

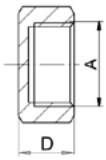

			Packaging	
A	**D** [mm]	**Index**	**individual**	**collective**
G3/8	13,5	**FT208/10**	30 pcs.	360 pcs.
G1/2	14	**FT208/15**	30 pcs.	360 pcs.
G3/4	15,5	**FT208/20**	40 pcs.	480 pcs.
G1	15,5	**FT208/25**	20 pcs.	240 pcs.
G5/4	17	**FT208/32**	16 pcs.	192 pcs.
G6/4	19	**FT208/40**	12 pcs.	144 pcs.
G2	19	**FT208/50**	8 pcs.	96 pcs.

Brass fitting, straight union NOVELTY

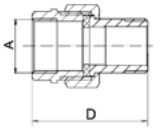

			Packaging	
A	**D** [mm]	**Index**	**individual**	**collective**
G3/8	48,5	**FT209/10**	25 pcs.	300 pcs.
G1/2	52,5	**FT209/15**	14 pcs.	168 pcs.
G3/4	54,5	**FT209/20**	9 pcs.	108 pcs.
G1	71	**FT209/25**	5 pcs.	60 pcs.
G5/4	69,5	**FT209/32**	4 pcs.	48 pcs.
G6/4	75,5	**FT209/40**	2 pcs.	24 pcs.
G2	80	**FT209/50**	2 pcs.	16 pcs.

F-Power brass fittings

Description

Brass fitting, angled union

NOVELTY

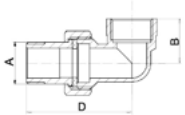

A	B [mm]	D [mm]	Index	Packaging individual	Packaging collective
G3/8	23	49	**FT210/10**	15 pcs.	180 pcs.
G1/2	24	56	**FT210/15**	15 pcs.	90 pcs.
G3/4	28	66,5	**FT210/20**	7 pcs.	42 pcs.
G1	37	76,5	**FT210/25**	5 pcs.	30 pcs.
G5/4	43	80	**FT210/32**	2 pcs.	24 pcs.
G6/4	53	91,5	**FT210/40**	1 pc.	12 pcs.
G2	65	108,5	**FT210/50**	1 pc.	8 pcs.

Brass fitting, half-union

NOVELTY

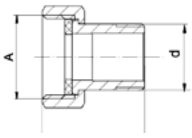

A	D [mm]	d [mm]	Index	Packaging individual	Packaging collective
G1/2	32,5	G3/8	**FT213/10**	25 pcs.	300 pcs.
G3/4	37	G1/2	**FT213/15**	18 pcs.	216 pcs.
G1	41	G3/4	**FT213/20**	10 pcs.	60 pcs.
G5/4	44	G1	**FT213/25**	6 pcs.	72 pcs.

Brass fitting, flanged connection

NOVELTY

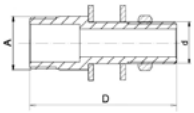

A	D [mm]	d [mm]	Index	Packaging individual	Packaging collective
G3/4	75	G1/2	**FT214/75**	8 pcs.	96 pcs.
G3/4	95	G1/2	**FT214/95**	10 pcs.	120 pcs.
G3/4	115	G1/2	**FT214/115**	8 pcs.	96 pcs.

F-Power brass fittings

Description

Brass fitting, reducer M-F

NOVELTY

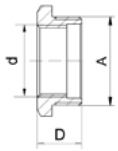

A	D [mm]	d [mm]	Index	Packaging individual	Packaging collective
G3/8	14	G1/4	**FT215/10**	80 pcs.	960 pcs.
G1/2	17	G3/8	**FT215/15**	50 pcs.	600 pcs.
G1/2	17	G1/4	**FT215/152**	50 pcs.	600 pcs.
G3/4	18,5	G1/2	**FT215/20**	30 pcs.	360 pcs.
G3/4	21,5	G3/8	**FT215/202**	30 pcs.	360 pcs.
G1	21	G3/4	**FT215/25**	20 pcs.	240 pcs.
G1	21,5	G1/2	**FT215/252**	20 pcs.	240 pcs.
G5/4	26	G1	**FT215/32**	12 pcs.	144 pcs.
G5/4	25	G3/4	**FT215/322**	12 pcs.	144 pcs.
G5/4	25	G1/2	**FT215/323**	12 pcs.	144 pcs.
G6/4	26	G5/4	**FT215/40**	8 pcs.	96 pcs.
G6/4	26	G1	**FT215/402**	8 pcs.	96 pcs.
G2	30	G6/4	**FT215/50**	7 pcs.	56 pcs.
G2	30	G5/4	**FT215/502**	7 pcs.	56 pcs.

Brass fitting, extension

NOVELTY

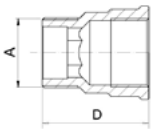

A	D [mm]	Index	Packaging individual	Packaging collective
G3/8 x 10 mm	22	**FT216/1010**	45 pcs.	540 pcs.
G3/8 x 15 mm	26	**FT216/1015**	40 pcs.	480 pcs.
G3/8 x 20 mm	31,5	**FT216/1020**	35 pcs.	420 pcs.
G3/8 x 25 mm	36,5	**FT216/1025**	30 pcs.	360 pcs.
G1/2 x 10 mm	22	**FT216/1510**	45 pcs.	540 pcs.
G1/2 x 100 mm	111,5	**FT216/15100**	13 pcs.	104 pcs.
G1/2 x 15 mm	27	**FT216/1515**	30 pcs.	360 pcs.
G1/2 x 20 mm	31,5	**FT216/1520**	25 pcs.	300 pcs.
G1/2 x 25 mm	36,5	**FT216/1525**	25 pcs.	300 pcs.
G1/2 x 30 mm	43,5	**FT216/1530**	20 pcs.	240 pcs.
G1/2 x 40 mm	51,5	**FT216/1540**	16 pcs.	192 pcs.
G1/2 x 50 mm	61,5	**FT216/1550**	15 pcs.	180 pcs.
G1/2 x 60 mm	71,5	**FT216/1560**	10 pcs.	120 pcs.
G1/2 x 80 mm	91,5	**FT216/1580**	8 pcs.	96 pcs.
G3/4 x 10 mm	24	**FT216/2010**	25 pcs.	300 pcs.
G3/4 x 15 mm	29,5	**FT216/2015**	20 pcs.	240 pcs.
G3/4 x 20 mm	33,5	**FT216/2020**	20 pcs.	240 pcs.
G3/4 x 25 mm	38,5	**FT216/2025**	15 pcs.	180 pcs.
G3/4 x 30 mm	43,50	**FT216/2030**	15 pcs.	180 pcs.
G3/4 x 40 mm	53,5	**FT216/2040**	12 pcs.	144 pcs.
G3/4 x 50 mm	63,5	**FT216/2050**	12 pcs.	144 pcs.
G1 x 15 mm	34	**FT216/2515**	15 pcs.	90 pcs.
G1 x 20 mm	39	**FT216/2520**	13 pcs.	78 pcs.
G1 x 30 mm	50,5	**FT216/2530**	13 pcs.	78 pcs.
G1 x 40 mm	60,5	**FT216/2540**	9 pcs.	54 pcs.
G1 x 50 mm	70,5	**FT216/2550**	8 pcs.	48 pcs.

F-Power brass fittings

Description

Brass fitting, reducing tee

NOVELTY

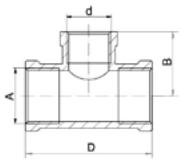

A	B [mm]	D [mm]	d [mm]	Index	Packaging individual	Packaging collective
G3/4	30	40	G1/2	**FT217/20**	8 pcs.	96 pcs.
G1	33	60	G3/4	**FT217/25**	6 pcs.	72 pcs.
G1	32,5	61	G1/2	**FT217/252**	6 pcs.	72 pcs.
G5/4	43	86	G1	**FT217/32**	4 pcs.	24 pcs.
G5/4	43	84	G3/4	**FT217/322**	4 pcs.	24 pcs.
G5/4	42	81	G1/2	**FT217/323**	4 pcs.	24 pcs.

Brass fitting, reducing coupler

NOVELTY

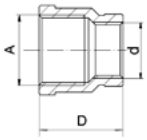

A	D [mm]	d [mm]	Index	Packaging individual	Packaging collective
G1/2	25	G3/8	**FT218/10**	25 pcs.	300 pcs.
G3/4	31,5	G1/2	**FT218/15**	18 pcs.	216 pcs.
G1	43	G3/4	**FT218/20**	18 pcs.	108 pcs.
G1	42	G1/2	**FT218/252**	9 pcs.	54 pcs.
G5/4	48	G1	**FT218/32**	18 pcs.	108 pcs.
G6/4	53	G1	**FT218/402**	5 pcs.	30 pcs.

Brass fitting, chrome-plated extension

NOVELTY

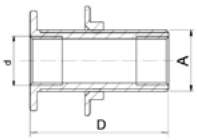

A	D [mm]	d [mm]	Index	Packaging individual	Packaging collective
G1/2	50	G3/8	**FT220/15**	16 pcs.	192 pcs.
G3/4	60	G1/2	**FT220/20**	9 pcs.	108 pcs.
G1	70	G3/4	**FT220/25**	5 pcs.	30 pcs.

F-Power brass fittings

Description

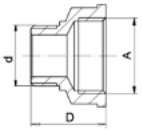

Brass fitting, female-male reducer

NOVELTY

A	D [mm]	d [mm]	Index	Packaging individual	Packaging collective
G3/8	23,5	G1/4	**FT221/10**	45 pcs.	540 pcs.
G1/2	24	G3/8	**FT221/15**	35 pcs.	420 pcs.
G3/4	26	G1/2	**FT221/20**	25 pcs.	300 pcs.
G1	30,5	G3/4	**FT221/25**	18 pcs.	216 pcs.
G1	32	G1/2	**FT221/252**	18 pcs.	216 pcs.
G5/4	36	G1	**FT221/32**	8 pcs.	96 pcs.

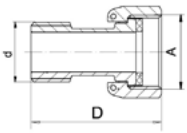

Brass fitting, half-union for water meter set (2 pcs.)

NOVELTY

A	D [mm]	d [mm]	Index	Packaging individual	Packaging collective
G3/4	45,7	G1/2	**FT229/15**	20 pcs.	240 pcs.
G1	56,5	G3/4	**FT229/20**	18 pcs.	108 pcs.

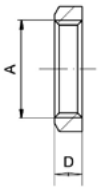

Brass fitting, flanged nut

NOVELTY

A	D [mm]	Index	Packaging individual	Packaging collective
G1/2	6	**FT230/15**	70 pcs.	840 pcs.
G3/4	7	**FT230/20**	50 pcs.	600 pcs.
G1	6,5	**FT230/25**	40 pcs.	480 pcs.

F-Power brass fittings

Description

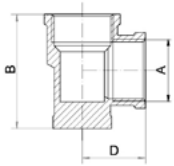

Brass fitting, wall-mounted female-female elbow

NOVELTY

A	B [mm]	D [mm]	Index	Packaging individual	Packaging collective
G1/2	39	24	**FT231/15**	20 pcs.	120 pcs.
G3/4	49	27	**FT231/20**	12 pcs.	72 pcs.

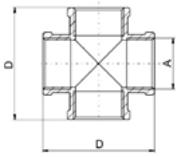

Brass fitting, female cross

NOVELTY

A	D [mm]	Index	Packaging individual	Packaging collective
G1/2	50	**FT232/15**	14 pcs.	112 pcs.
G3/4	58	**FT232/20**	8 pcs.	96 pcs.
G1	65	**FT232/25**	4 pcs.	48 pcs.

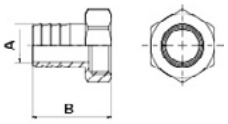

Brass fitting, female hose connector

NOVELTY

DN	A [mm]	B [mm]	Index	Packaging individual	Packaging collective
G1/2 x 10mm	6	31,5	**FT233/1510**	35 pcs.	420 pcs.
G1/2 x 12mm	8	31,5	**FT233/1512**	35 pcs.	420 pcs.
G1/2 x 14mm	9,5	31,5	**FT233/1514**	30 pcs.	360 pcs.
G1/2 x 20mm	14,5	35,5	**FT233/1520**	25 pcs.	300 pcs.
G3/4 x 20mm	14,5	36,3	**FT233/2020**	20 pcs.	240 pcs.
G1 x 25mm	19,5	46,3	**FT233/2525**	10 pcs.	120 pcs.

F-Power brass fittings

Description

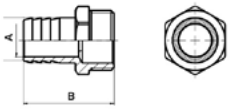

Brass fitting, male hose connector

NOVELTY

DN	A [mm]	B [mm]	Index	Packaging individual	Packaging collective
G1/2 x 10mm	6	34,5	**FT234/1510**	40 pcs.	480 pcs.
G1/2 x 12mm	8	34,5	**FT234/1512**	40 pcs.	480 pcs.
G1/2 x 14mm	9,5	34,5	**FT234/1514**	35 pcs.	420 pcs.
G1/2 x 18mm	12,5	38,5	**FT234/1518**	35 pcs.	420 pcs.
G1/2 x 20mm	14,5	38,5	**FT234/1520**	30 pcs.	360 pcs.
G3/4 x 20mm	14,5	40	**FT234/2020**	30 pcs.	360 pcs.
G1 x 25mm	19,5	51	**FT234/2525**	12 pcs.	144 pcs.

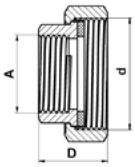

Brass fitting, half-union for pump FF-FF

NOVELTY

A	D [mm]	d [mm]	Index	Packaging individual	Packaging collective
G6/4	29,7	G1	**FT235/25**	12 pcs.	144 pcs.
G6/4	45,5	G1	**FT236/25**	10 pcs.	60 pcs.

F-Power chrome-plated brass fittings

Description

Brass fitting, straight nickel-plated union

NOVELTY



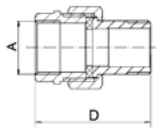

A	D [mm]	Index	Packaging individual	Packaging collective
G3/8	48,5	**FT211/10**	25 pcs.	300 pcs.
G1/2	52,5	**FT211/15**	14 pcs.	168 pcs.
G3/4	54,5	**FT211/20**	9 pcs.	108 pcs.
G1	71	**FT211/25**	5 pcs.	60 pcs.
G6/4	75,5	**FT211/40**	2 pcs.	24 pcs.

Brass fitting, angled union nickel

NOVELTY

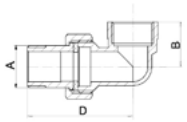

A	B [mm]	D [mm]	Index	Packaging individual	Packaging collective
G3/8	23	49	**FT212/10**	15 pcs.	180 pcs.
G1/2	24	56	**FT212/15**	15 pcs.	90 pcs.
G3/4	28	66,5	**FT212/20**	7 pcs.	42 pcs.

Brass fitting, chrome-plated extension

NOVELTY

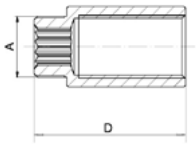

A	D [mm]	Index	Packaging individual	Packaging collective
G1/2 x 10mm	21	**FT219/1510**	35 pcs.	420 pcs.
G1/2 x 15mm	26	**FT219/1515**	18 pcs.	108 pcs.
G1/2 x 20mm	31	**FT219/1520**	30 pcs.	360 pcs.
G1/2 x 25mm	36	**FT219/1525**	25 pcs.	300 pcs.
G1/2 x 30mm	41	**FT219/1530**	25 pcs.	300 pcs.
G1/2 x 50mm	61	**FT219/1550**	18 pcs.	216 pcs.
G1/2 x 100mm	111	**FT219/15100**	16 pcs.	192 pcs.

F-Power chrome-plated brass fittings

Description

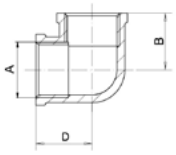

Brass fitting, female-female elbow chrome-plated

NOVELTY

A	B [mm]	D [mm]	Index	Packaging individual	Packaging collective
G3/8	20,5	G3/8	**FT222/10**	30 pcs.	360 pcs.
G1/2	21,5	G1/2	**FT222/15**	18 pcs.	216 pcs.
G3/4	29,5	G3/4	**FT222/20**	10 pcs.	120 pcs.

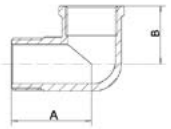

Brass fitting, female-male elbow chrome-plated

NOVELTY

DN	A [mm]	B [mm]	Index	Packaging individual	Packaging collective
G3/8	26,5	19,5	**FT223/10**	30 pcs.	360 pcs.
G1/2	32,5	23,5	**FT223/15**	18 pcs.	216 pcs.
G3/4	40,5	29,5	**FT223/20**	10 pcs.	120 pcs.

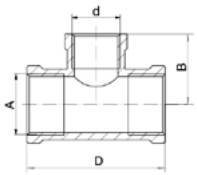

Brass fitting, reducing tee

NOVELTY

DN	A [mm]	B [mm]	Index	Packaging individual	Packaging collective
G3/8	40	20	**FT224/10**	25 pcs.	300 pcs.
G1/2	51	25	**FT224/15**	14 pcs.	168 pcs.
G3/4	59	28,5	**FT224/20**	8 pcs.	96 pcs.

F-Power chrome-plated brass fittings

		Description		
		Brass fitting, chrome-plated coupling		NOVELTY

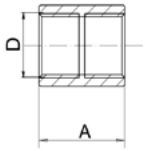

A	D [mm]	Index	Packaging individual	Packaging collective
G3/8	19,5	**FT225/10**	50 pcs.	600 pcs.
G1/2	30	**FT225/15**	35 pcs.	420 pcs.
G3/4	33,5	**FT225/20**	18 pcs.	216 pcs.

Brass fitting, chrome-plated nipple NOVELTY

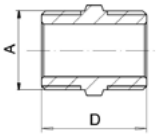

A	D [mm]	Index	Packaging individual	Packaging collective
G3/8	22,5	**FT226/10**	30 pcs.	360 pcs.
G1/2	28	**FT226/15**	25 pcs.	300 pcs.
G3/4	31	**FT226/20**	40 pcs.	480 pcs.

Brass fitting, chrome-plated plug NOVELTY

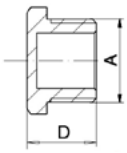

A	D [mm]	Index	Packaging individual	Packaging collective
G3/8	17	**FT227/10**	60 pcs.	720 pcs.
G1/2	17,5	**FT227/15**	40 pcs.	480 pcs.
G3/4	19	**FT227/20**	32 pcs.	384 pcs.

Brass fitting, chrome-plated end cap NOVELTY

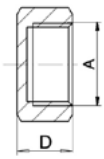

A	D [mm]	Index	Packaging individual	Packaging collective
G3/8	13,5	**FT228/10**	30 pcs.	360 pcs.
G1/2	14	**FT228/15**	30 pcs.	360 pcs.
G3/4	15,5	**FT228/20**	40 pcs.	480 pcs.

F-Comfort brass fittings

Description

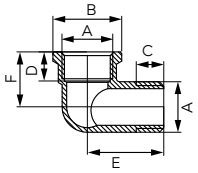

Female-male elbow

A	B [mm]	C [mm]	D [mm]	E [mm]	F [mm]	Index	Packaging individual	Packaging collective
G3/8	22,5	9	8,5	24,5	17	**K09Z**	10 pcs.	600 pcs.
G1/2	27	10,5	11	29	22	**K12Z**	10 pcs.	300 pcs.
G3/4	34	12,5	13	33,5	28	**K10Z**	10 pcs.	160 pcs.
G1	40	13	14	38	32	**K11Z**	5 pcs.	90 pcs.
G1 1/4	49	15	15	45	37	**K13Z**	5 pcs.	50 pcs.
G1 1/2	55	16	16	48	40	**K14Z**	5 pcs.	40 pcs.
G2	68	19	20	62	52	**K15Z**	1 pc.	20 pcs.

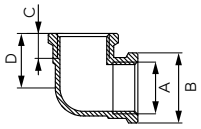

Female-female elbow

A	B [mm]	C [mm]	D [mm]	Index	Packaging individual	Packaging collective
G3/8	22,5	8,5	17,5	**K02Z**	10 pcs.	600 pcs.
G1/2	27	11	22	**K03Z**	10 pcs.	300 pcs.
G3/4	34	13,5	28	**K04Z**	10 pcs.	150 pcs.
G1	40	14	32	**K05Z**	5 pcs.	100 pcs.
G1 1/4	49	16	38	**K06Z**	5 pcs.	50 pcs.
G1 1/2	55	16	40,5	**K07Z**	5 pcs.	40 pcs.
G2	68	20	51	**K08Z**	1 pc.	20 pcs.

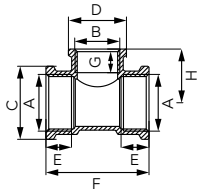

Reducing female tee

A	B	C [mm]	D [mm]	E [mm]	F [mm]	G [mm]	H [mm]	Index	Packaging individual	Packaging collective
G3/4	**G1/2**	34	27	13	48	11	25	**T08Z**	10 pcs.	150 pcs.
G1	**G1/2**	40	27	14	52	11	27,5	**T09Z**	5 pcs.	80 pcs.
G1	**G3/4**	40	34	14	57	13,5	30	**T10Z**	5 pcs.	60 pcs.

F-Comfort brass fittings

Description

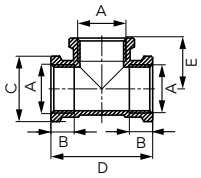

Female tee

A	B [mm]	C [mm]	D [mm]	E [mm]	Index	Packaging individual	Packaging collective
G3/8	8,5	22,5	35	17,5	**T01Z**	10 pcs.	350 pcs.
G1/2	11	27	44	22	**T02Z**	10 pcs.	180 pcs.
G3/4	13,5	34	56	28	**T03Z**	10 pcs.	100 pcs.
G1	14	40	64	32	**T04Z**	5 pcs.	70 pcs.
G1 1/4	16	49	76	38	**T05Z**	5 pcs.	40 pcs.
G1 1/2	16	55	81	40,5	**T06Z**	5 pcs.	30 pcs.
G2	20	68	102	51	**T07Z**	1 pc.	18 pcs.

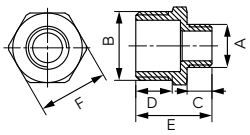

Reducing nipple

A	B	C [mm]	D [mm]	E [mm]	F [mm]	Index	Packaging individual	Packaging collective
G1/4	**G1/2**	7,5	11	23	21	**N09Z**	10 pcs.	800 pcs.
G3/8	**G1/2**	9	11	24,5	21	**N11Z**	10 pcs.	700 pcs.
G1/2	**G3/4**	11,5	12,5	29	26,5	**N10Z**	10 pcs.	400 pcs.
G1/2	**G1**	11,5	14	30	33,5	**N12Z**	5 pcs.	320 pcs.
G3/4	**G1**	12	14	31	33	**N13Z**	5 pcs.	280 pcs.
G3/4	**G1 1/4**	13	16	34,5	42	**N14Z**	5 pcs.	150 pcs.
G1	**G1 1/4**	13,5	16	35	42	**N15Z**	5 pcs.	150 pcs.
G1	**G1 1/2**	13	16,5	35	48,5	**N16Z**	5 pcs.	110 pcs.
G1 1/4	**G1 1/2**	16	16,5	38	48,5	**N17Z**	5 pcs.	100 pcs.
G1	**G2**	14	20	40	60	**N18Z**	1 pc.	48 pcs.
G1 1/4	**G2**	16	20	40	60	**N19Z**	1 pc.	48 pcs.
G1 1/2	**G2**	16,5	20	42,5	60	**N20Z**	1 pc.	48 pcs.
G1/2	**G1 1/2**	11,5	16,5	33,5	48,5	**N21Z**	5 pcs.	80 pcs.

F-Comfort brass fittings

Description

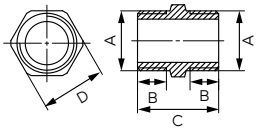

Nipple

A	B [mm]	C [mm]	D [mm]	Index	Packaging individual	Packaging collective
G3/8	9	22,5	18	N02Z	10 pcs.	1000 pcs.
G1/2	10,5	25,5	23	N03Z	10 pcs.	600 pcs.
G3/4	12	29	28	N04Z	10 pcs.	380 pcs.
G1	13	31,5	35	N05Z	5 pcs.	200 pcs.
G1 1/4	15	31,5	44	N06Z	5 pcs.	120 pcs.
G1 1/2	16,5	39	50	N07Z	5 pcs.	90 pcs.
G2	19	45	62	N08Z	1 pc.	48 pcs.

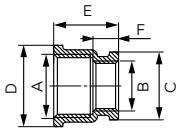

Reducing coupling

A	B	C [mm]	D [mm]	E [mm]	F [mm]	Index	Packaging individual	Packaging collective
G1/2	G3/8	22,5	27	3,05	8,5	M08Z	10 pcs.	470 pcs.
G3/4	G1/2	27	34	26	11,5	M09Z	10 pcs.	350 pcs.
G1	G3/4	27	40	28	12	M10Z	5 pcs.	150 pcs.
G1	G1/2	34	40	29	13	M11Z	5 pcs.	280 pcs.
G1 1/4	G1	40	49	33	14,5	M12Z	5 pcs.	130 pcs.
G1 1/2	G1	40	56	33	13,5	M13Z	5 pcs.	100 pcs.
G1 1/2	G1 1/4	49	56	35	16,5	M14Z	5 pcs.	85 pcs.
G2	G1	40	70	37	14	M15Z	1 pc.	60 pcs.
G2	G1 1/4	49	70	39	16	M16Z	1 pc.	60 pcs.
G2	G1 1/2	55	70	40	17	M17Z	1 pc.	60 pcs.

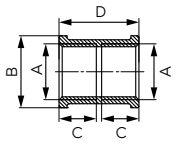

Coupling

A	B [mm]	C [mm]	D [mm]	Index	Packaging individual	Packaging collective
G3/8	22,5	12	25	M01Z	10 pcs.	700 pcs.
G1/2	27	14	30	M02Z	10 pcs.	400 pcs.
G3/4	34	16	34	M03Z	10 pcs.	200 pcs.
G1	41	17	36	M04Z	10 pcs.	140 pcs.
G1 1/4	49,5	20	43	M05Z	5 pcs.	80 pcs.
G1 1/2	57	25	53	M06Z	5 pcs.	50 pcs.
G2	70	27	65	M07Z	1 pc.	30 pcs.

F-Comfort brass fittings

Description

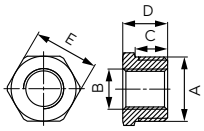

Reducer

A	B	C [mm]	D [mm]	E [mm]	Index	Packaging individual	Packaging collective
G1/2	**G1/4**	10,5	14,5	21	**R01Z**	10 pcs.	1000 pcs.
G1/2	**G3/8**	10,5	14,5	21	**R02Z**	10 pcs.	1000 pcs.
G3/4	**G1/2**	11	16	26,5	**R03Z**	10 pcs.	700 pcs.
G1	**G3/4**	12	17,5	35	**R04Z**	5 pcs.	320 pcs.
G1	**G1/2**	14	19,5	42	**R06Z**	5 pcs.	400 pcs.
G1 1/4	**G3/4**	15	20,5	48,5	**R09Z**	5 pcs.	200 pcs.
G1 1/4	**G1**	12	17,5	35	**R05Z**	5 pcs.	240 pcs.
G1 1/2	**G1**	14	19,5	42	**R07Z**	5 pcs.	170 pcs.
G1 1/2	**G1 1/4**	15	20,5	48,5	**R08Z**	5 pcs.	170 pcs.
G2	**G1**	19	25,5	60	**R10Z**	1 pc.	80 pcs.
G2	**G1 1/4**	19	25,5	60	**R11Z**	1 pc.	80 pcs.
G2	**G1 1/2**	19	25,5	60	**R12Z**	1 pc.	80 pcs.
G1/2	**G1 1/4**	14,5	19,5	42	**R13Z**	5 pcs	130 pcs
G1/2	**G1 1/2**	15	20,5	48,5	**R14Z**	5 pcs	110 pcs
G3/4	**G1 1/2**	15	20,5	48,5	**R15Z**	5 pcs	110 pcs

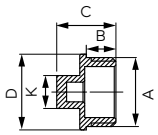

Plug

A	B [mm]	C [mm]	D [mm]	K [mm]	Index	Packaging individual	Packaging collective
G3/8	8	13	-	17	**KOR2Z**	10 pcs.	1000 pcs.
G1/2	9	18	23	10	**KOR3Z**	10 pcs.	1000 pcs.
G3/4	11	20	30	13	**KOR4Z**	10 pcs.	550 pcs.
G1	11,5	21,5	37	16	**KOR5Z**	5 pcs.	350 pcs.
G1 1/4	12,5	25,5	45	22	**KOR6Z**	5 pcs.	200 pcs.
G1 1/2	13	28,5	52	23	**KOR7Z**	5 pcs.	140 pcs.
G2	17	34,5	63	30	**KOR8Z**	1 pc.	60 pcs.

F-Comfort brass fittings

Description

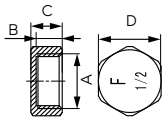

End cap

A	B [mm]	C [mm]	D [mm]	Index	Packaging individual	Packaging collective
G3/8	9	11	19	**ZAS1Z**	10 pcs.	1000 pcs.
G1/2	10	12	24	**ZAS2Z**	10 pcs.	1000 pcs.
G3/4	11,5	13,5	30	**ZAS3Z**	10 pcs.	600 pcs.
G1	13	15	36	**ZAS4Z**	5 pcs.	350 pcs.
G1 1/4	13	15	45,5	**ZAS5Z**	5 pcs.	220 pcs.
G1 1/2	13,5	16	52	**ZAS6Z**	5 pcs.	200 pcs.
G2	16,5	19	63,5	**ZAS7Z**	1 pc.	96 pcs.

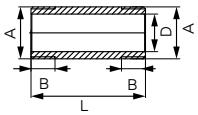

Brass stub pipe

A	B [mm]	L [mm]	D [mm]	Index		Packaging individual	Packaging collective
G1	15	107	25	**KR107Z**	**65,70**	1 pc.	60 pcs.
G1	15	165	25	**KR165Z**	**90,10**	1 pc.	48 pcs.

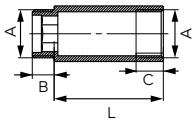

Brass extension

A	B [mm]	C [mm]	L [mm]		Index	Packaging individual	Packaging collective
G1/2	10	8,5	10	G1/2 x 10 mm	**P10Z**	10 pcs.	540 pcs.
G3/4	12	8	10	G3/4 x 10 mm	**P110Z**	10 pcs.	400 pcs.
G1/2	10	12	15	G1/2 x 15 mm	**P15Z**	10 pcs.	460 pcs.
G3/4	12	13	15	G3/4 x 15 mm	**P115Z**	10 pcs.	330 pcs.
G1/2	10	12	20	G1/2 x 20 mm	**P20Z**	10 pcs.	420 pcs.
G3/4	12	15	20	G3/4 x 20 mm	**P120Z**	10 pcs.	290 pcs.
G1/2	10	12	25	G1/2 x 25 mm	**P25Z**	10 pcs.	360 pcs.
G3/4	12	15	25	G3/4 x 25 mm	**P125Z**	10 pcs.	240 pcs.
G1/2	10	12	30	G1/2 x 30 mm	**P30Z**	10 pcs.	300 pcs.
G3/4	12	15	30	G3/4 x 30 mm	**P130Z**	10 pcs.	200 pcs.
G1/2	10	12	40	G1/2 x 40 mm	**P40Z**	10 pcs.	240 pcs.
G3/4	12	15	40	G3/4 x 40 mm	**P140Z**	10 pcs.	160 pcs.
G1/2	10	12	50	G1/2 x 50 mm	**P50Z**	10 pcs.	200 pcs.
G3/4	12	15	50	G3/4 x 50 mm	**P150Z**	10 pcs.	120 pcs.
G1/2	10	12	60	G1/2 x 60 mm	**P60Z**	5 pcs.	180 pcs.
G3/4	12	15	60	G3/4 x 60 mm	**P160Z**	5 pcs.	120 pcs.

F-Comfort brass fittings

Description

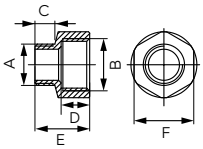

Female-male reduction

A	B [mm]	C [mm]	D [mm]	E [mm]	F [mm]	Index	Packaging individual	Packaging collective
G1/4	**G3/8**	8	10	20	20	**RN01Z**	10 pcs.	1200 pcs.
G3/8	**G1/2**	8,5	11	21,5	24	**RN02Z**	10 pcs.	700 pcs.
G1/2	**G3/4**	11	12	25	30	**RN03Z**	10 pcs.	450 pcs.
G1/2	**G1**	11	13,5	28	37	**RN04Z**	10 pcs.	250 pcs.
G3/4	**G1**	12	14,5	29	37	**RN05Z**	10 pcs.	250 pcs.
G1	**G1 1/4**	13	16	32	46	**RN06Z**	5 pcs.	150 pcs.

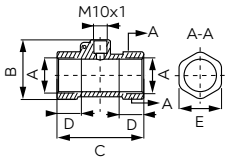

Brass tee for temperature sensor installation

- maximum operating temperature: 95°C
- maximum working pressure: 1.0 MPa (10 bar)

A	B [mm]	C [mm]	D [mm]	E [mm]		Index	Packaging individual	Packaging collective
G1/2	44,1	56,0	14,5	24,9	1/2" x M10x1	**SGT1**	20 pcs.	240 pcs.
G3/4	43,8	64,0	18,0	31,5	3/4" x M10x1	**SGT2**	15 pcs.	180 pcs.

F-Comfort chrome-plated brass fittings

Description

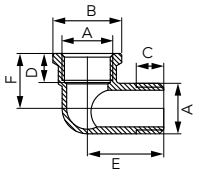

Female-male elbow

A	B [mm]	C [mm]	D [mm]	E [mm]	F [mm]	Index	Packaging individual	Packaging collective
G3/8	22,5	9	8,5	24,5	17	**K09C**	1 pc.	25 pcs.
G1/2	27	10,5	11	29	22	**K12C**	1 pc.	10 pcs.
G3/4	34	12,5	13	33,5	28	**K10C**	1 pc.	10 pcs.

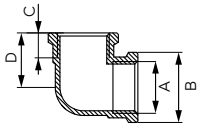

Female-female elbow

A	B [mm]	C [mm]	D [mm]	Index	Packaging individual	Packaging collective
G3/8	22,5	8,5	17,5	**K02C**	1 pc.	25 pcs.
G1/2	27	11	T22	**K03C**	1 pc.	10 pcs.
G3/4	34	13,5	28	**K04C**	1 pc.	10 pcs.

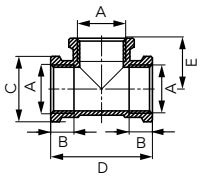

Female tee

A	B [mm]	C [mm]	D [mm]	E [mm]	Index	Packaging individual	Packaging collective
G3/8	8,5	22,5	35	17,5	**T01C**	1 pc.	25 pcs.
G1/2	11	27	44	22	**T02C**	1 pc.	10 pcs.
G3/4	13,5	34	56	28	**T03C**	1 pc.	10 pcs.

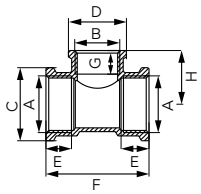

Reducing female tee

A	B	C [mm]	D [mm]	E [mm]	F [mm]	G [mm]	H [mm]	Index	Packaging individual	Packaging collective
G3/4	**G1/2**	34	27	13	28	11	25	**T08C**	1 pc.	10 pcs.

F-Comfort chrome-plated brass fittings

Description

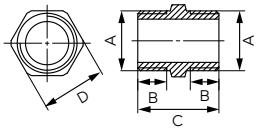

Nipple

A	B [mm]	C [mm]	D [mm]	Index	Packaging individual	Packaging collective
G3/8	9	22,5	18	**N02C**	1 pc.	25 pcs.
G1/2	10,5	22,5	23	**N03C**	1 pc.	25 pcs.
G3/4	12	29	28	**N04C**	1 pc.	10 pcs.

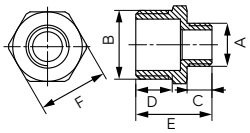

Reducing nipple

A	B [mm]	C [mm]	D [mm]	E [mm]	F [mm]	Index	Packaging individual	Packaging collective
G1/4	**G1/2**	7,5	11	23	21	**N09C**	1 pc.	25 pcs.
G3/8	**G1/2**	9	11	24,5	21	**N11C**	1 pc.	10 pcs.
G1/2	**G3/4**	11,5	12,5	29	26,5	**N10C**	1 pc.	25 pcs.

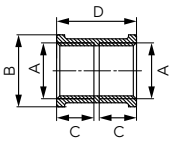

Coupling

A	B [mm]	C [mm]	D [mm]	Index	Packaging individual	Packaging collective
G3/8	22,5	12	25	**M01C**	1 pc.	25 pcs.
G1/2	27	14	30	**M02C**	1 pc.	25 pcs.
G3/4	34	16	34	**M03C**	1 pc.	10 pcs.

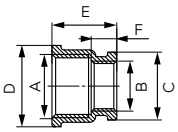

Reducing coupling

A	B [mm]	C [mm]	D [mm]	E [mm]	Index	Packaging individual	Packaging collective
G1/2	**G3/8**	22,5	27	21,5	**M08C**	1 pc.	25 pcs.
G3/4	**G1/2**	27	34	11,5	**M09C**	1 pc.	10 pcs.

F-Comfort chrome-plated brass fittings

Description

Reducer

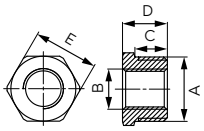

A	B [mm]	C [mm]	D [mm]	E [mm]	Index	Packaging individual	Packaging collective	
G1/2	G1/4	10,5	14,5	21	**R01C**		1 pc.	25 pcs.
G1/2	G3/8	10,5	14,5	21	**R02C**		1 pc.	10 pcs.
G3/4	G1/2	11	16	26,5	**R03C**		1 pc.	10 pcs.

Plug

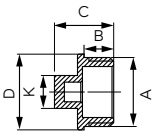

A	B [mm]	C [mm]	D [mm]	K [mm]	Index	Packaging individual	Packaging collective	
G1/2	9	18	23	10	**KOR3C**		1 pc.	10 pcs.
G3/4	11	20	30	13	**KOR4C**		1 pc.	10 pcs.

End cap

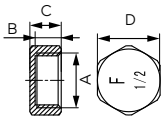

A	B [mm]	C [mm]	D [mm]	K [mm]	Index	Packaging individual	Packaging collective	
G1/2	9	18	23	10	**ZAS2C**		1 pc.	25 pcs.
G3/4	11	20	30	13	**ZAS3C**		1 pc.	10 pcs.

Extension

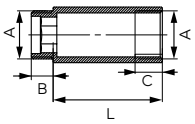

A	B [mm]	C [mm]	L [mm]		Index	Packaging individual	Packaging collective	
G1/2	10	8,5	10	G1/2 x 10 mm	**P10C**		1 pc.	25 pcs.
G3/4	12	8	10	G3/4 x 10 mm	**P110C**		1 pc.	25 pcs.
G1/2	10	12	15	G1/2 x15 mm	**P15C**		1 pc.	25 pcs.
G3/4	12	13	15	G3/4 x15 mm	**P115C**		1 pc.	25 pcs.
G1/2	10	12	20	G1/2 x 20 mm	**P20C**		1 pc.	25 pcs.
G3/4	12	15	20	G3/4 x 20 mm	**P120C**		1 pc.	25 pcs.
G1/2	10	12	25	G1/2 x 25 mm	**P25C**		1 pc.	25 pcs.
G3/4	12	15	25	G3/4 x 25 mm	**P125C**		1 pc.	25 pcs.
G1/2	10	12	30	G1/2 x 30 mm	**P30C**		1 pc.	10 pcs.
G3/4	12	15	30	G3/4 x 30 mm	**P130C**		1 pc.	10 pcs.
G1/2	10	12	40	G1/2 x 40 mm	**P40C**		1 pc.	10 pcs.
G3/4	12	15	40	G3/4 x 40 mm	**P140C**		1 pc.	10 pcs.
G1/2	10	12	50	G1/2 x 50 mm	**P50C**		1 pc.	10 pcs.
G3/4	12	15	50	G3/4 x 50 mm	**P150C**		1 pc.	10 pcs.

F-Comfort brass unions

				Description			
	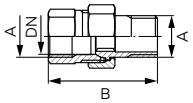			**Straight brass union without O-ring**			
				EAN	Packaging		
DN	**A**	**B** [mm]		**Index**	**individual**	**collective**	
10	**G3/8**	41,5	3/8″	**SG1**		1 pc.	220 pcs.
15	**G1/2**	45,7	1/2″	**SG2**		1 pc.	160 pcs.
20	**G3/4**	50,5	3/4″	**SG3**		1 pc.	120 pcs.
25	**G1**	59	1″	**SG7**		1 pc.	70 pcs.
32	**G1 1/4**	64	1 1/4″	**SG9**		1 pc.	50 pcs.

	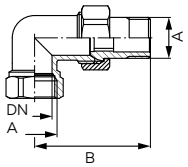			**Brass angled union without O-ring**			
				EAN	Packaging		
DN	**A**	**B** [mm]		**Index**	**individual**	**collective**	
10	**G3/8**	47	3/8″	**SG1**		1 pc.	200 pcs.
15	**G1/2**	52,2	1/2″	**SG2**		1 pc.	140 pcs.
20	**G3/4**	59	3/4″	**SG3**		1 pc.	80 pcs.
25	**G1**	72	1″	**SG7**		1 pc.	45 pcs.
32	**G1 1/4**	81,2	1 1/4″	**SG9**		1 pc.	25 pcs.

	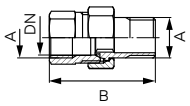			**Brass straight union with O-ring**			
				EAN	Packaging		
DN	**A**	**B** [mm]		**Index**	**individual**	**collective**	
10	**G3/8**	41,5	3/8″	**SGU1**		1 pc.	220 pcs.
15	**G1/2**	45,7	1/2″	**SGU2**		1 pc.	160 pcs.
20	**G3/4**	50,5	3/4″	**SGU3**		1 pc.	120 pcs.
25	**G1**	59	1″	**SGU7**		1 pc.	70 pcs.
32	**G1 1/4**	6,3	1 1/4″	**SGU9**		1 pc.	50 pcs.

	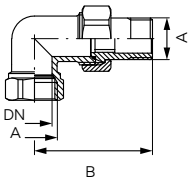			**Brass angled union with O-ring**			
				EAN	Packaging		
DN	**A**	**B** [mm]		**Index**	**individual**	**collective**	
10	**G3/8**	47	3/8″	**SGU4**		1 pc.	200 pcs.
15	**G1/2**	52,5	1/2″	**SGU5**		1 pc.	140 pcs.
20	**G3/4**	59	3/4″	**SGU6**		1 pc.	80 pcs.
25	**G1**	72	1″	**SGU8**		1 pc.	45 pcs.
32	**G1 1/4**	81,2	1 1/4″	**SGU10**		1 pc.	25 pcs.

F-Comfort brass unions

				Description

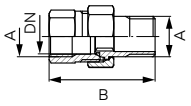

Brass straight union with O-ring

• chrome

DN	A	B [mm]		Index	Packaging individual	Packaging collective
15	G1/2	45,7	1/2"	SGC2	1 pc.	160 pcs.
20	G3/4	50,5	3/4"	SGC3	1 pc.	120 pcs.
25	G1	59	1"	SGC7	1 pc.	70 pcs.

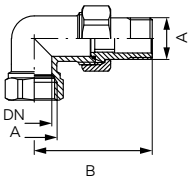

Brass angled union with O-ring

• chrome

DN	A	B [mm]		Index	Packaging individual	Packaging collective
15	G1/2	45,7	1/2"	SGC5	1 pc.	140 pcs.
20	G3/4	50,5	3/4"	SGC6	1 pc.	80 pcs.
25	G1	59	1"	SGC8	1 pc.	45 pcs.

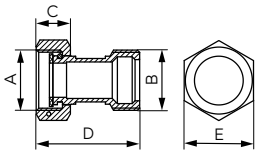

Straight half-union with flat seal, female-male type

A	B	C [mm]	D [mm]	E [mm]	Index	Packaging individual	Packaging collective
G1/2	G1/2	14	32	24	SGP1	10 pcs.	240 pcs.
G3/4	G3/4	14	38	30	SGP2	10 pcs.	150 pcs.
G1	G1	17,5	40	36	SGP3	10 pcs.	80 pcs.

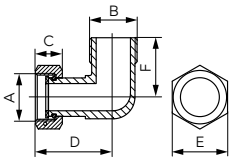

Angled half-union with flat seal, nut-and-thread type

A	B	C [mm]	D [mm]	E [mm]	F [mm]	Index	Packaging individual	Packaging collective
G1/2	G1/2	14	25	24	29,5	SGK1	10 pcs.	220 pcs
G3/4	G3/4	14	31	30	36	SGK2	10 pcs.	140 pcs
G1	G1	17,5	36,2	36,5	42	SGK3	10 pcs.	60 pcs

F-Comfort brass unions

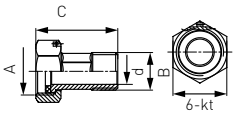

Description

Brass half-union for water meter

- possibility to install a seal
- 1 set – 2 pcs.

A	B [mm]	d [mm]	C [mm]	6-hex [mm]		Index	Packaging individual	Packaging collective
G3/4	**G1/2**	14,5	36	30	1/2"	**SG11**	1 set (2 pcs.)	120 sets
G1	**G3/4**	19,6	45	36	3/4"	**SG12**	1 set (2 pcs.)	70 sets
G1 1/4	**G1**	26	67.5	46	1"	**SG13**	1 set (2 pcs.)	30 sets
G1 1/2	**G1 1/4**	30	71	52	1 1/4"	**SG14**	1 set (2 pcs.)	25 sets
G2	**G1 1/2**	36,6	82	65	1 1/2"	**SG15**	1 set (2 pcs.)	18 sets
G2 1/2	**G2**	49	98	84	2"	**SG16**	1 set (2 pcs.)	10 sets

Half-unions for pumps

	Description

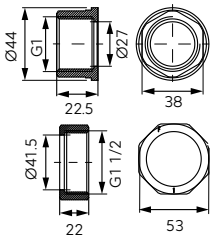

Brass pump half-union 6/4"x1"

Index	Packaging individual	Packaging collective
SG18	1 set (2 pcs.)	56 sets

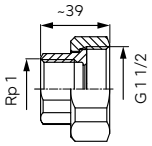

Cast iron pump half-union 6/4"x1"

Index	Packaging individual	Packaging collective
SG17	1 set (2 pcs.)	35 sets

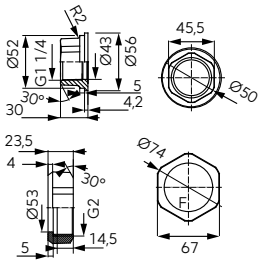

Cast iron pump half-union 2"x5/4"

Index	Packaging individual	Packaging collective
SG19	1 set (2 pcs.)	20 sets

Circulation pump electronic GPA III



Motor housing cast from aluminum

Efficient motor electronically controlled

High-quality copper winding resistant to overheating

TECHNOLOGY WINDING PLUS MOTOR INSULATION CLASS H 180°C

Condensation protection

Ceramic shaft and bearings

Rotor made of PPE polymer reinforced with glass fiber

Durable **cast iron body**

H_2O

Application

The range of applications for FERRO circulation pumps, which until now included heating and solar installations, is expanding with the introduction of the GPA III series pumps to include installations used for cooling. These devices are protected against condensation, and the minimum medium temperature when using a 50% glycol solution is -30°C. These products are therefore perfect, for example, for installations with a reversible heat pump.

Energy efficiency

The GPA III series was created with the aim of optimizing energy consumption and thus minimizing environmental impact. These pumps are powered by an efficient electronically controlled motor, which makes them stand out with a low energy efficiency index EEI ≤ 0.20.

Advantages

- High performance
- Ability to operate with medium at negative temperatures
- Multiple operating modes
- Wide range of applications – heating, cooling
- Low energy consumption
- Modern design
- Compact dimensions
- Multifunctional display
- Top quality materials
- Winding Plus Technology - high-quality copper winding resistant to overheating
- Wide range of assortment - 7 models

Pumps

PUMPS

F-POWER CIRCULATION PUMPS
186

F-COMFORT CIRCULATION PUMPS
191

DRINKING WATER CIRCULATION PUMPS
195

F-Power circulation pumps

Description

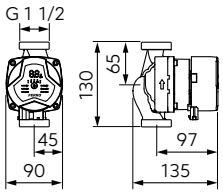

GLYCOL 50%

H_2O

Circulation pump GPA III 25-4-130

NOVELTY

- Operating range: max. 2.8 m³/h
- Head: max. 4 m
- Media: water, glycol 50%
- Application area: Clean liquid, not containing solid bodies, fibers or mineral oily substances, non-viscous, chemically neutral, non-corrosive and non-explosive, with parameters similar to water. Pumping liquid with viscosity much higher than water will significantly deteriorate performance parameters, the pump may not operate properly. The pump can be used with glycol at concentrations up to 50%; in such cases, the pump will operate with reduced efficiency.
- Minimum inlet pressure depending on liquid temperature: 0.05 bar up to 75°C; 0.5 bar up to 90°C; 1.08 bar up to 110°C
- Liquid temperature [°C]: +2 - +110 for water; -30 - +110 for 50% glycol solution
- Ambient temperature [°C]: 0 - +70 for water; -30 - +70 for 50% glycol solution; RH <95%
- Maximum pressure: 10 bar
- Protection class: IP 44
- Insulation class: H
- Energy Efficiency Index EEI: ≤0.20
- Installation: with shaft in horizontal position
- Operating modes: AUTO, HS - constant speed curves, BL - proportional pressure curves, HD - constant pressure curves, PWM - control by external input signal (pulse width modulation)
- Included: flat gaskets (2 pcs.), 100 cm power cord
- Voltage: ~230 V (-6% – +10%), 50/60 Hz
- Power consumption: 5 – 25 W; 0.04 – 0.25 A
- Connection spacing: 130 mm
- Connection: G1 1/2

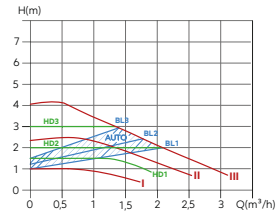

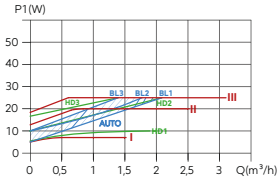

EAN

Index	Packaging individual	Packaging collective
254130GPA3	1 pc.	4 pcs.

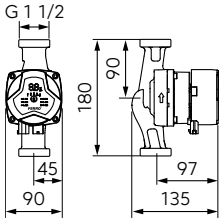

GLYCOL 50%

H_2O

Circulation pump GPA III 25-4-180

NOVELTY

- Operating range: max. 2.8 m³/h
- Head: max. 4 m
- Media: water, glycol 50%
- Application area: Clean liquid, not containing solid bodies, fibers or mineral oily substances, non-viscous, chemically neutral, non-corrosive and non-explosive, with parameters similar to water. Pumping liquid with viscosity much higher than water will significantly deteriorate performance parameters, the pump may not operate properly. The pump can be used with glycol at concentrations up to 50%; in such cases, the pump will operate with reduced efficiency.
- Minimum inlet pressure depending on liquid temperature: 0.05 bar up to 75°C; 0.5 bar up to 90°C; 1.08 bar up to 110°C
- Liquid temperature [°C]: +2 - +110 for water; -30 - +110 for 50% glycol solution
- Ambient temperature [°C]: 0 - +70 for water; -30 - +70 for 50% glycol solution; RH <95%
- Maximum pressure: 10 bar
- Protection class: IP 44
- Insulation class: H
- Energy Efficiency Index EEI: ≤0.20
- Installation: with shaft in horizontal position
- Operating modes: AUTO, HS - constant speed curves, BL - proportional pressure curves, HD - constant pressure curves, PWM - control by external input signal (pulse width modulation)
- Included: flat gaskets (2 pcs.), 100 cm power cord
- Voltage: ~230 V (-6% – +10%), 50/60 Hz
- Power consumption: 5 – 25 W; 0.04 – 0.25 A
- Connection spacing: 180 mm
- Connection: G1 1/2

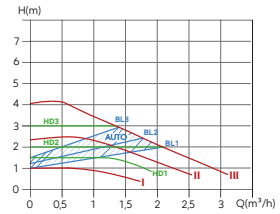

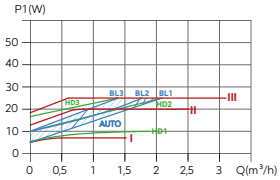

EAN

Index	Packaging individual	Packaging collective
254180GPA3	1 pc.	4 pcs.

F-Power circulation pumps

Description

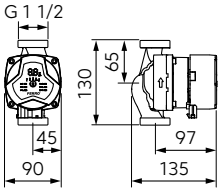

GLYCOL 50%

Circulation pump GPA III 25-6-130

NOVELTY

- Operating range: max. 3.2 m³/h
- Head: max. 6 m
- Media: water, glycol 50%
- Application area: Clean liquid, not containing solid bodies, fibers or mineral oily substances, non-viscous, chemically neutral, non-corrosive and non-explosive, with parameters similar to water. Pumping liquid with viscosity much higher than water will significantly deteriorate performance parameters, the pump may not operate properly. The pump can be used with glycol at concentrations up to 50%; in such cases, the pump will operate with reduced efficiency.
- Minimum inlet pressure depending on liquid temperature: 0.05 bar up to 75°C; 0.5 bar up to 90°C; 1.08 bar up to 110°C
- Liquid temperature [°C]: +2 - +110 for water; -30 - +110 for 50% glycol solution
- Ambient temperature [°C]: 0 - +70 for water; -30 - +70 for 50% glycol solution; RH <95%
- Maximum pressure: 10 bar
- Protection class: IP 44
- Insulation class: H
- Energy Efficiency Index EEI: ≤0.20
- Installation: with shaft in horizontal position
- Operating modes: AUTO, HS - constant speed curves, BL - proportional pressure curves, HD - constant pressure curves, PWM - control by external input signal (pulse width modulation)
- Included: flat gaskets (2 pcs.), 100 cm power cord
- Voltage: ~230 V (-6% – +10%), 50/60 Hz
- Power consumption: 5 – 25 W; 0.04 – 0.25 A
- Connection spacing: 130 mm
- Connection: G1 1/2

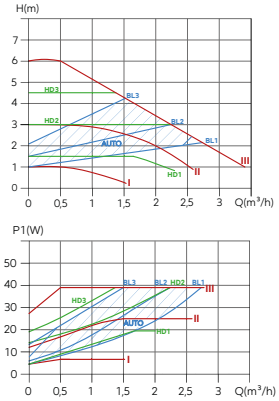

Index	Packaging individual	Packaging collective
256130GPA3	1 pc.	4 pcs.

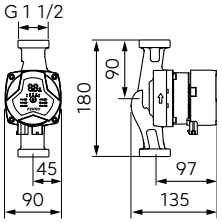

GLYCOL 50%

Circulation pump GPA III 25-6-180

NOVELTY

- Operating range: max. 3.2 m³/h
- Head: max. 6 m
- Media: water, glycol 50%
- Application area: Clean liquid, not containing solid bodies, fibers or mineral oily substances, non-viscous, chemically neutral, non-corrosive and non-explosive, with parameters similar to water. Pumping liquid with viscosity much higher than water will significantly deteriorate performance parameters, the pump may not operate properly. The pump can be used with glycol at concentrations up to 50%; in such cases, the pump will operate with reduced efficiency.
- Minimum inlet pressure depending on liquid temperature: 0.05 bar up to 75°C; 0.5 bar up to 90°C; 1.08 bar up to 110°C
- Liquid temperature [°C]: +2 - +110 for water; -30 - +110 for 50% glycol solution
- Ambient temperature [°C]: 0 - +70 for water; -30 - +70 for 50% glycol solution; RH <95%
- Maximum pressure: 10 bar
- Protection class: IP 44
- Insulation class: H
- Energy Efficiency Index EEI: ≤0.20
- Installation: with shaft in horizontal position
- Operating modes: AUTO, HS - constant speed curves, BL - proportional pressure curves, HD - constant pressure curves, PWM - control by external input signal (pulse width modulation)
- Included: flat gaskets (2 pcs.), 100 cm power cord
- Voltage: ~230 V (-6% – +10%), 50/60 Hz
- Power consumption: 5 – 25 W; 0.04 – 0.25 A
- Connection spacing: 180 mm
- Connection: G1 1/2

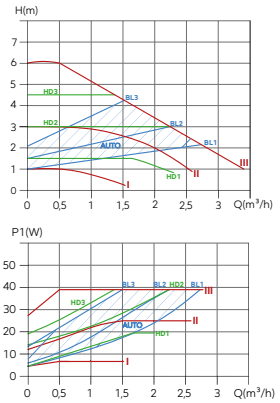

Index	Packaging individual	Packaging collective
256180GPA3	1 pc.	4 pcs.

F-Power circulation pumps

Description	Index	Packaging individual	Packaging collective
Circulation pump GPA III 32-6-180	326180GPA3	1 pc.	4 pcs.

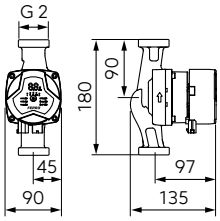

GLYCOL 50%

H_2O

Circulation pump GPA III 32-6-180

NOVELTY

- Operating range: max. 3.8 m³/h
- Head: max. 6 m
- Media: water, glycol 50%
- Application area: Clean liquid, not containing solid bodies, fibers or mineral oily substances, non-viscous, chemically neutral, non-corrosive and non-explosive, with parameters similar to water. Pumping liquid with viscosity much higher than water will significantly deteriorate performance parameters, the pump may not operate properly. The pump can be used with glycol at concentrations up to 50%; in such cases, the pump will operate with reduced efficiency.
- Minimum inlet pressure depending on liquid temperature: 0.05 bar up to 75°C; 0.5 bar up to 90°C; 1.08 bar up to 110°C
- Liquid temperature [°C]: +2 - +110 for water; -30 - +110 for 50% glycol solution
- Ambient temperature [°C]: 0 - +70 for water; -30 - +70 for 50% glycol solution; RH <95%
- Maximum pressure: 10 bar
- Protection class: IP 44
- Insulation class: H
- Energy Efficiency Index EEI: ≤0.20
- Installation: with shaft in horizontal position
- Operating modes: AUTO, HS - constant speed curves, BL - proportional pressure curves, HD - constant pressure curves, PWM - control by external input signal (pulse width modulation)
- Included: flat gaskets (2 pcs.), 100 cm power cord
- Voltage: ~230 V (-6% – +10%), 50/60 Hz
- Power consumption: 5 – 25 W; 0.04 – 0.25 A
- Connection spacing: 180 mm
- Connection: G2

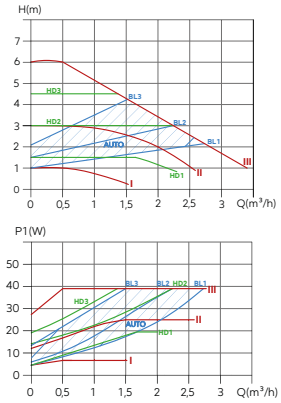

Description	Index	Packaging individual	Packaging collective
Circulation pump GPA III 25-7.5-180	257180GPA3	1 pc.	4 pcs.

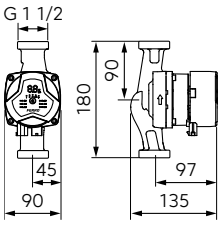

GLYCOL 50%

H_2O

Circulation pump GPA III 25-7.5-180

NOVELTY

- Operating range: max. 3.8 m³/h
- Head: max. 7.5 m
- Media: water, glycol 50%
- Application area: Clean liquid, not containing solid bodies, fibers or mineral oily substances, non-viscous, chemically neutral, non-corrosive and non-explosive, with parameters similar to water. Pumping liquid with viscosity much higher than water will significantly deteriorate performance parameters, the pump may not operate properly. The pump can be used with glycol at concentrations up to 50%; in such cases, the pump will operate with reduced efficiency.
- Minimum inlet pressure depending on liquid temperature: 0.05 bar up to 75°C; 0.5 bar up to 90°C; 1.08 bar up to 110°C
- Liquid temperature [°C]: +2 - +110 for water; -30 - +110 for 50% glycol solution
- Ambient temperature [°C]: 0 - +70 for water; -30 - +70 for 50% glycol solution; RH <95%
- Maximum pressure: 10 bar
- Protection class: IP 44
- Insulation class: H
- Energy Efficiency Index EEI: ≤0.20
- Installation: with shaft in horizontal position
- Operating modes: AUTO, HS - constant speed curves, BL - proportional pressure curves, HD - constant pressure curves, PWM - control by external input signal (pulse width modulation)
- Included: flat gaskets (2 pcs.), 100 cm power cord
- Voltage: ~230 V (-6% – +10%), 50/60 Hz
- Power consumption: 5 – 25 W; 0.04 – 0.25 A
- Connection spacing: 180 mm
- Connection: G1 1/2

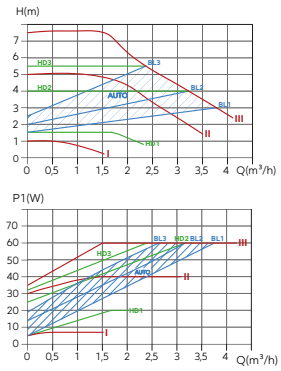

F-Power circulation pumps

Description

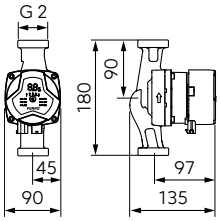

GLYCOL 50%

Circulation pump GPA III 32-7.5-180

- Operating range: max. 4.4 m³/h
- Head: max. 7.5 m
- Media: water, glycol 50%
- Application area: Clean liquid, not containing solid bodies, fibers or mineral oily substances, non-viscous, chemically neutral, non-corrosive and non-explosive, with parameters similar to water. Pumping liquid with viscosity much higher than water will significantly deteriorate performance parameters, the pump may not operate properly. The pump can be used with glycol at concentrations up to 50%; in such cases, the pump will operate with reduced efficiency.
- Minimum inlet pressure depending on liquid temperature: 0.05 bar up to 75°C; 0.5 bar up to 90°C; 1.08 bar up to 110°C
- Liquid temperature [°C]: +2 - +110 for water; -30 - +110 for 50% glycol solution
- Ambient temperature [°C]: 0 - +70 for water; -30 - +70 for 50% glycol solution; RH <95%
- Maximum pressure: 10 bar
- Protection class: IP 44
- Insulation class: H
- Energy Efficiency Index EEI: ≤0.20
- Installation: with shaft in horizontal position
- Operating modes: AUTO, HS - constant speed curves, BL - proportional pressure curves, HD - constant pressure curves, PWM - control by external input signal (pulse width modulation)
- Included: flat gaskets (2 pcs.), 100 cm power cord
- Voltage: ~230 V (-6% – +10%), 50/60 Hz
- Power consumption: 5 – 25 W; 0.04 – 0.25 A
- Connection spacing: 180 mm
- Connection: G2

NOVELTY

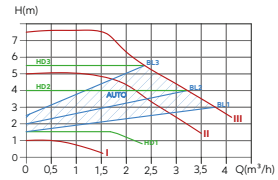

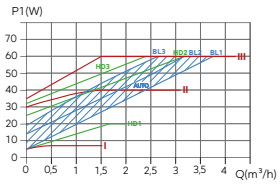

Index	Packaging individual	Packaging collective
327180GPA3	1 pc.	4 pcs.

F-Power circulation pumps

	Description		
	Insulation for GPA III pumps		NOVELTY

	EAN	Packaging	
	Index	individual	collective
pump connection spacing 130 mm	EPP130GPA3		1 pc.
pump connection spacing 180 mm	EPP180GPA3		1 pc.

	PWM cable for GPA III pumps • length 40 cm		NOVELTY

EAN	Packaging	
Index	individual	collective
PWM40GPA3		1 pc.

	Power cable for GPA III pumps • length 100 cm		NOVELTY

EAN	Packaging	
Index	individual	collective
PWR100GPA3		1 pc.

F-Comfort circulation pumps

Description

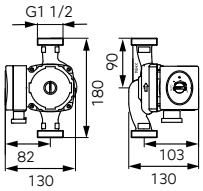

GLYCOL 30%

Circulation pump GPA II 25-4-180

Characteristics:
- Operating range: max. 2.4 m³/h
- Head: max. 4.1 m
- Liquid temperature: min. +2°C, max. +110°C
- Application: Clean, free of solid bodies, fibers or mineral oily substances, non-viscous, chemically neutral, non-corrosive and non-explosive, with parameters similar to water. Pumping liquid with viscosity much higher than water will significantly deteriorate performance parameters, the pump may not operate properly. The pump can be used with glycol at concentrations up to 30%; in such cases, the pump will operate with reduced efficiency
- Minimum inlet pressure depending on liquid temperature: 0.50 bar (up to 85°C), 0.28 bar (up to 90°C), 1.00 bar (up to 110°C)
- Maximum pressure: 10 bar
- Protection class: IP 42
- Insulation class: H
- Energy Efficiency Index EEI: ≤0.23
- Installation: with shaft in horizontal position,
- cable gland facing down or to the side
- Voltage: ~230 V (-6% – +10%), 50/60 Hz
- Power consumption: 5 – 22 W; 0.05 – 0.19 A
- Connection spacing: 180 mm
- Connection: G1 1/2
- Ambient parameters: 0°C – 40°C; RH <95%

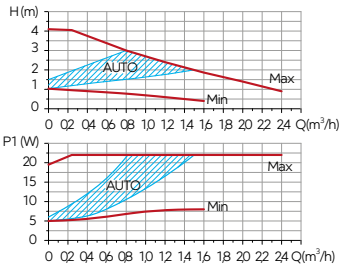

Index	Packaging individual	Packaging collective
0601W	1 pc.	4 pcs.

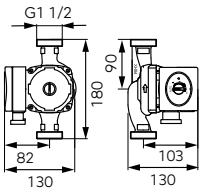

GLYCOL 30%

Circulation pump GPA II 25-6-180

Characteristics:
- Operating range: max. 3.0 m³/h
- Head: max. 6.2 m
- Liquid temperature: min. +2°C, max. +110°C
- Application: Clean, free of solid bodies, fibers or mineral oily substances, non-viscous, chemically neutral, non-corrosive and non-explosive, with parameters similar to water. Pumping liquid with viscosity much higher than water will significantly deteriorate performance parameters, the pump may not operate properly. The pump can be used with glycol at concentrations up to 30%; in such cases, the pump will operate with reduced efficiency.
- Minimum inlet pressure depending on liquid temperature: 0.50 bar (up to 85°C), 0.28 bar (up to 90°C), 1.00 bar (up to 110°C)
- Maximum pressure: 10 bar
- Protection class: IP 42
- Insulation class: H
- Energy Efficiency Index EEI: ≤0.23
- Installation: with shaft in horizontal position,
- cable gland facing down or to the side
- Voltage: ~230 V (-6% – +10%), 50/60 Hz
- Power consumption: 5 – 45 W; 0.05 – 0.38 A
- Connection spacing: 180 mm
- Connection: G1 1/2
- Ambient parameters: 0°C – 40°C; RH <95%

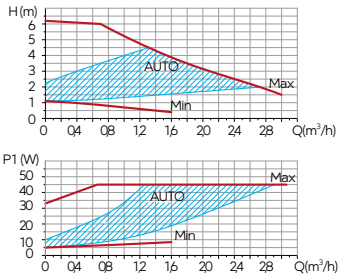

Index	Packaging individual	Packaging collective
0602W	1 pc.	4 pcs.

F-Comfort circulation pumps

Description

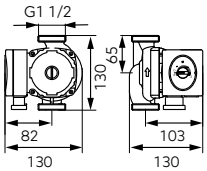

GLYCOL 30%

Circulation pump GPA II 25-4-130

Characteristics:
- Operating range: max. 2.4 m³/h
- Head: max. 4.1 m
- Liquid temperature: min. +2°C, max. +110°C
- Application: Clean, free of solid bodies, fibers or mineral oily substances, non-viscous, chemically neutral, non-corrosive and non-explosive, with parameters similar to water. Pumping liquid with viscosity much higher than water will significantly deteriorate performance parameters, the pump may not operate properly. The pump can be used with glycol at concentrations up to 30%; in such cases, the pump will operate with reduced efficiency
- Minimum inlet pressure depending on liquid temperature: 0.50 bar (up to 85°C), 0.28 bar (up to 90°C), 1.00 bar (up to 110°C)
- Maximum pressure: 10 bar
- Protection class: IP 42
- Insulation class: H
- Energy Efficiency Index EEI: ≤0.23
- Installation: with shaft in horizontal position,
- cable gland facing down or to the side
- Voltage: ~230 V (-6% – +10%), 50/60 Hz
- Power consumption: 5 – 22 W; 0.05 – 0.19 A
- Connection spacing: 130 mm
- Connection: G1 1/2
- Ambient parameters: 0°C – 40°C; RH <95%

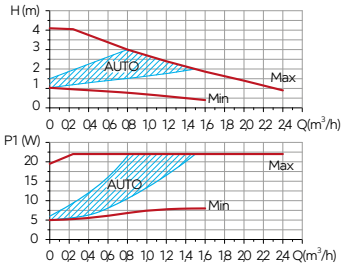

Index	Packaging individual	Packaging collective
0603W	1 pc.	4 pcs.

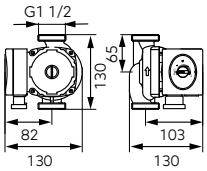

GLYCOL 30%

Circulation pump GPA II 25-6-130

Characteristics:
- Operating range: max. 3.0 m³/h
- Head: max. 6.2 m
- Liquid temperature: min. +2°C, max. +110°C
- Application: Clean, free of solid bodies, fibers or mineral oily substances, non-viscous, chemically neutral, non-corrosive and non-explosive, with parameters similar to water. Pumping liquid with viscosity much higher than water will significantly deteriorate performance parameters, the pump may not operate properly. The pump can be used with glycol at concentrations up to 30%; in such cases, the pump will operate with reduced efficiency
- Minimum inlet pressure depending on liquid temperature: 0.50 bar (up to 85°C), 0.28 bar (up to 90°C), 1.00 bar (up to 110°C)
- Maximum pressure: 10 bar
- Protection class: IP 42
- Insulation class: H
- Energy Efficiency Index EEI: ≤0.23
- Installation: with shaft in horizontal position,
- cable gland facing down or to the side
- Voltage: ~230 V (-6% – +10%), 50/60 Hz
- Power consumption: 5 – 45 W; 0.05 – 0.38 A
- Connection spacing: 130 mm
- Connection: G1 1/2
- Ambient parameters: 0°C – 40°C; RH <95%

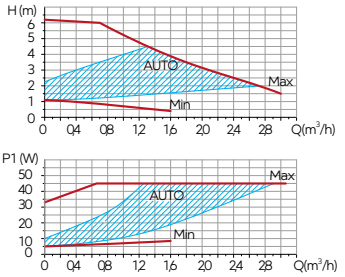

Index	Packaging individual	Packaging collective
0604W	1 pc.	4 pcs.

F-Comfort circulation pumps

Description

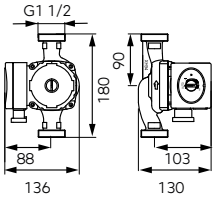

GLYCOL 30%

Circulation pump GPA II 25-8-180

Characteristics:
- Operating range: max. 4.0 m³/h
- Head: max. 8 m
- Liquid temperature: min. +2°C, max. +110°C
- Application: Clean, free of solid bodies, fibers or mineral oily substances, non-viscous, chemically neutral, non-corrosive and non-explosive, with parameters similar to water. Pumping liquid with viscosity much higher than water will significantly deteriorate performance parameters, the pump may not operate properly. The pump can be used with glycol at concentrations up to 30%; in such cases, the pump will operate with reduced efficiency
- Minimum inlet pressure depending on liquid temperature: 0.50 bar (up to 85°C), 0.28 bar (up to 90°C), 1.00 bar (up to 110°C)
- Maximum pressure: 10 bar
- Protection class: IP 42
- Insulation class: H
- Energy Efficiency Index EEI: ≤0.23
- Installation: with shaft in horizontal position,
- cable gland facing down or to the side
- Voltage: ~230 V (-6% – +10%), 50/60 Hz
- Power consumption: 5 – 70 W; 0.05 – 0.52 A
- Connection spacing: 180 mm
- Connection: G1 1/2
- Ambient parameters: 0°C – 40°C; RH <95%

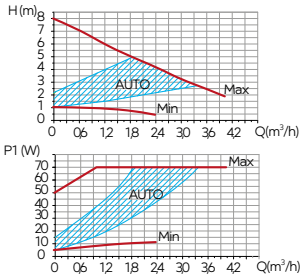

Index	Packaging individual	Packaging collective
0605W	1 pc.	4 pcs.

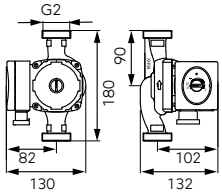

GLYCOL 30%

Circulation pump GPA II 32-6-180

Characteristics:
- Operating range: max. 4.0 m³/h
- Head: max. 6.2 m
- Liquid temperature: min. +2°C, max. +110°C
- Application: Clean, free of solid bodies, fibers or mineral oily substances, non-viscous, chemically neutral, non-corrosive and non-explosive, with parameters similar to water. Pumping liquid with viscosity much higher than water will significantly deteriorate performance parameters, the pump may not operate properly. The pump can be used with glycol at concentrations up to 30%; in such cases, the pump will operate with reduced efficiency
- Minimum inlet pressure depending on liquid temperature: 0.50 bar (up to 85°C), 0.28 bar (up to 90°C), 1.00 bar (up to 110°C)
- Maximum pressure: 10 bar
- Protection class: IP 42
- Insulation class: H
- Energy Efficiency Index EEI: ≤0.23
- Installation: with shaft in horizontal position,
- cable gland facing down or to the side
- Voltage: ~230 V (-6% – +10%), 50/60 Hz
- Power consumption: 5 – 45 W; 0.05 – 0.38 A
- Connection spacing: 180 mm
- Connection: G2
- Ambient parameters: 0°C – 40°C; RH <95%

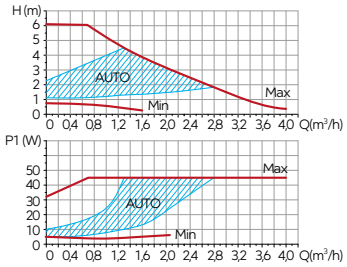

Index	Packaging individual	Packaging collective
0606W	1 pc.	4 pcs.

F-Comfort circulation pumps

Description

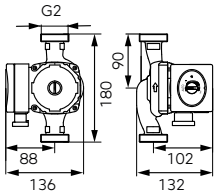

GLYCOL 30%

Circulation pump GPA II 32-8-180

Characteristics:

- Operating range: max. 5.0 m³/h
- Lifting height: max. 8.0 m
- Liquid temperature: min. +2°C, max. +110°C
- Application: Clean, free of solid bodies, fibers or mineral oily substances, non-viscous, chemically neutral, non-corrosive and non-explosive, with parameters similar to water. Pumping liquid with viscosity much higher than water will significantly deteriorate performance parameters, the pump may not operate properly. The pump can be used with glycol at concentrations up to 30%; in such cases, the pump will operate with reduced efficiency
- Minimum inlet pressure depending on liquid temperature: 0.50 bar (up to 85°C), 0.28 bar (up to 90°C), 1.00 bar (up to 110°C)
- Maximum pressure: 10 bar
- Protection class: IP 42
- Insulation class: H
- Energy Efficiency Index EEI: ≤0.23
- Installation: with shaft in horizontal position,
- cable gland facing down or to the side
- Voltage: ~230 V (-6% – +10%), 50/60 Hz
- Power consumption: 5 – 70 W; 0.05 – 0.52 A
- Connection spacing: 180 mm
- Connection: G2
- Ambient parameters: 0°C – 40°C; RH <95%

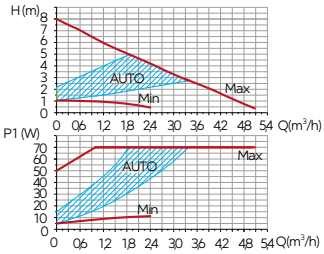

	Packaging	
Index	**individual**	**collective**
0607W	1 pc.	4 pcs.

Drinking water circulation pumps

Description

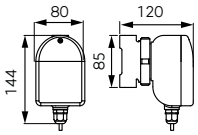

Potable water circulation pump type CP 15-1.5

Characteristics:

- Operating range: 0.1 - 0.7 m³/h
- Lifting height: max. 1.3 m
- Liquid temperature: min. +2°C, max. +95°C
- Application: intended exclusively for potable water
- Maximum pressure: 10 bar
- Protection class: IP 42
- Insulation class: F
- Voltage: 50-60 Hz, ~230 V
- Power consumption: 28 W
- Connection spacing: 85 mm
- Connection: G1/2
- Ambient temperature: min. +2°C, max. +40°C

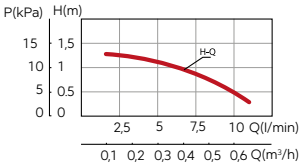

EAN	Packaging	
Index	individual	collective
0101W	1 pc.	8 pcs.

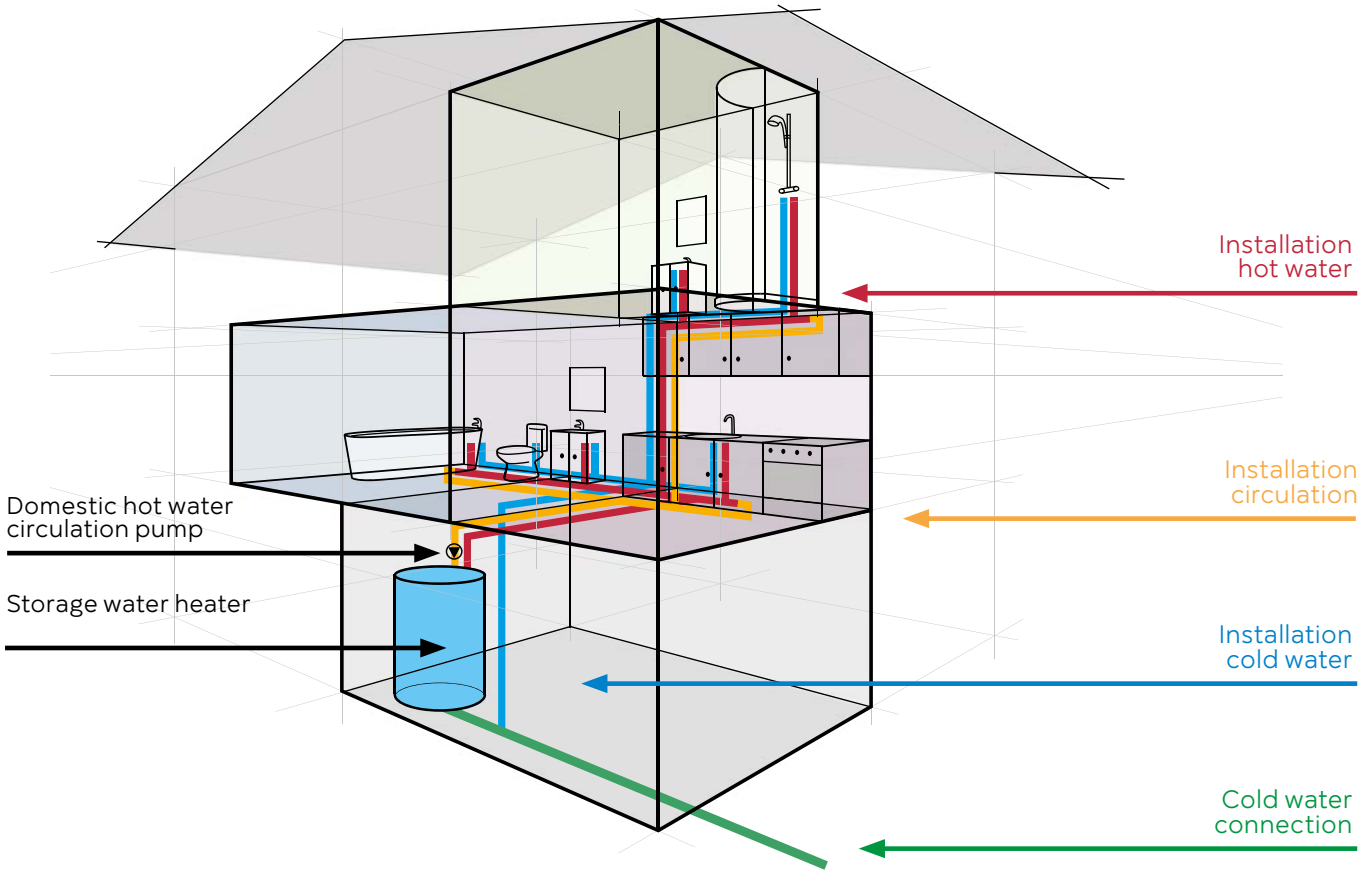

Drinking water circulation pumps

		Description

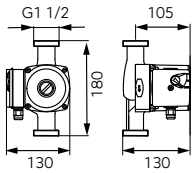

Potable water circulation pump 25-40-180

Characteristics:
- Operating range: 0.2 - 3.5 m³/h
- Lifting height: max. 3.8 m
- Liquid temperature: min. +2°C, max. +110°C
- Application: intended exclusively for potable water
- Maximum pressure: 10 bar
- Protection class: IP 44
- Insulation class: H
- Cable gland: PG 11
- Installation: with the shaft axis in a horizontal position and the terminal box placed anywhere, but not under the pump
- Voltage: 50-60 Hz, ~230 V
- Power consumption (I,II,III): 35/45/65 W
- Connection spacing: 180 mm
- Connection: G1 1/2
- Ambient temperature: min. +2°C, max. +40°C

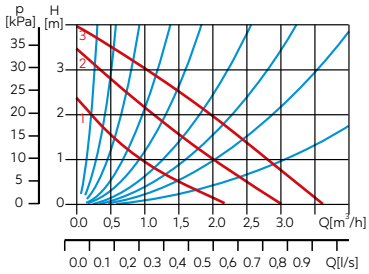

Index	Packaging individual	Packaging collective
0201W	1 pc.	8 pcs.

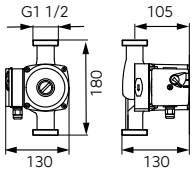

Potable water circulation pump 25-60-180

Characteristics:
- Operating range: 0.2 - 4.5 m³/h
- Lifting height: max. 5.5 m
- Liquid temperature: min. +2°C, max. +110°C
- Application: intended exclusively for potable water
- Maximum pressure: 10 bar
- Protection class: IP 44
- Insulation class: H
- Cable gland: PG 11
- Installation: with the shaft axis in a horizontal position and the terminal box placed anywhere but not under the pump
- Voltage: 50-60 Hz, ~230 V
- Power consumption (I,II,III): 55/70/100 W
- Connection spacing: 180 mm
- Connection: G1 1/2
- Ambient temperature: min. +2°C, max. +40°C

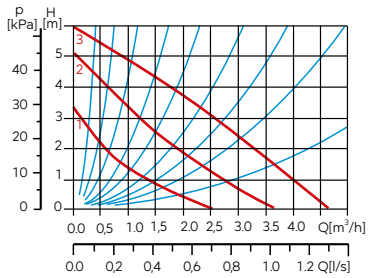

Index	Packaging individual	Packaging collective
0202W	1 pc.	8 pcs.

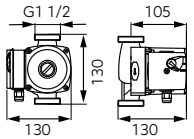

Potable water circulation pump 25-40-130

Characteristics:
- Operating range: 0.2 - 3.5 m³/h
- Lifting height: max. 3.8 m
- Liquid temperature: min. +2°C, max. +110°C
- Application: intended exclusively for potable water
- Maximum pressure: 10 bar
- Protection class: IP 44
- Insulation class: H
- Cable gland: PG 11
- Installation: with the shaft axis in a horizontal position and the terminal box placed anywhere but not under the pump
- Voltage: 50-60 Hz, ~230 V
- Power consumption (I,II,III): 35/45/65 W
- Connection spacing: 130 mm
- Connection: G1 1/2
- Ambient temperature: min. +2°C, max. +40°C

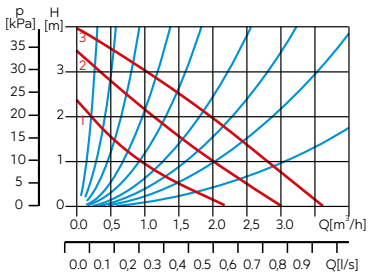

Index	Packaging individual	Packaging collective
0203W	1 pc.	8 pcs.

Drinking water circulation pumps

Description

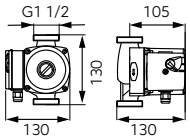

Potable water circulation pump 25-60-130

Characteristics:
- Operating range: 0.2 - 4.5 m³/h
- Lifting height: max. 5.5 m
- Liquid temperature: min. +2°C, max. +110°C
- Application: intended exclusively for potable water
- Maximum pressure: 10 bar
- Protection class: IP 44
- Insulation class: H
- Cable gland: PG 11
- Installation: with the shaft axis in a horizontal position and the terminal box placed anywhere but not under the pump
- Voltage: 50-60 Hz, ~230 V
- Power consumption (I,II,III): 55/70/100 W
- Connection spacing: 130 mm
- Connection: G1 1/2
- Ambient temperature: min. +2°C, max. +40°C

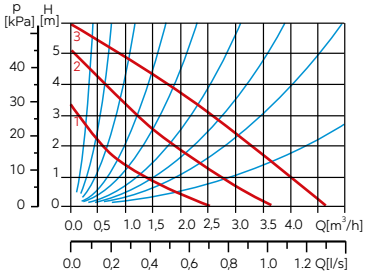

Index	Packaging individual	Packaging collective
0204W	1 pc.	8 pcs.

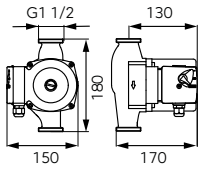

Potable water circulation pump 25-80-180

Characteristics:
- Operating range: 0.2 - 10.5 m³/h
- Head: max. 8 m
- Liquid temperature: min. +2°C, max. +110°C
- Application: intended exclusively for potable water
- Maximum pressure: 10 bar
- Protection class: IP 44
- Insulation class: H
- Cable gland: PG 9
- Installation: with the shaft axis in a horizontal position and the terminal box placed anywhere but not under the pump
- Voltage: 50-60 Hz, ~230 V
- Power consumption (I,II,III): 135/190/245 W
- Connection spacing: 180 mm
- Connection: G1 1/2
- Ambient temperature: min. +2°C, max. +40°C

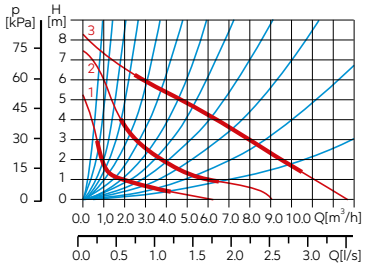

Index	Packaging individual	Packaging collective
0301W	1 pc.	4 pcs.

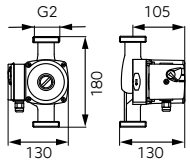

Potable water circulation pump 32-60-180

Characteristics:
- Operating range: 0.2 - 4.5 m³/h
- Lifting height: max. 5.5 m
- Liquid temperature: min. +2°C, max. +110°C
- Application: intended exclusively for potable water
- Maximum pressure: 10 bar
- Protection class: IP 44
- Insulation class: H
- Cable gland: PG 9
- Installation: with the shaft axis in a horizontal position and the terminal box placed anywhere but not under the pump
- Voltage: 50-60 Hz, ~230 V
- Power consumption (I,II,III): 55/70/100 W
- Connection spacing: 180 mm
- Connection: G2
- Ambient temperature: min. +2°C, max. +40°C

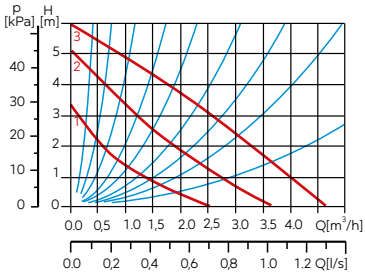

Index	Packaging individual	Packaging collective
0302W	1 pc.	8 pcs.

Drinking water circulation pumps

Description

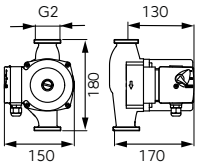

Potable water circulation pump 32-80-180

Characteristics:
- Operating range: 0.2 - 10.5 m³/h
- Head: max. 8 m
- Liquid temperature: min. +2°C, max. +110°C
- Application: intended exclusively for potable water
- Maximum pressure: 10 bar
- Protection class: IP 44
- Insulation class: H
- Cable gland: PG 9
- Installation: with the shaft axis in a horizontal position and the terminal box placed anywhere but not under the pump
- Voltage: 50-60 Hz, ~230 V
- Power consumption (I,II,III): 135/190/245 W
- Connection spacing: 180 mm
- Connection: G2
- Ambient temperature: min. +2°C, max. +40°C

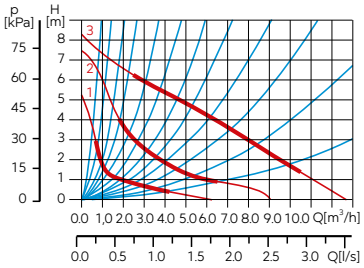

	Packaging	
Index	individual	collective
0401W	1 pc.	4 pcs.

Radiators and radiator fittings

RADIATORS AND ACCESSORIES

RADIATORS BATHROOM
200

NOVELTY

ELECTRIC HEATERS
206

RADIATOR ACCESSORIES
207

RADIATOR FITTINGS

THERMOSTATIC VALVES
216

THERMOSTATIC HEADS
217

VALVES RADIATOR
220

RADIATOR SETS
223

SPARE PARTS
236

Bathroom radiators

Description

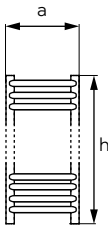

Bathroom radiator chrome - straight

- 4 connection holes
- mounting set
- plug and air vent
- maximum pressure: 1.0 MPa
- maximum temperature: 110°C

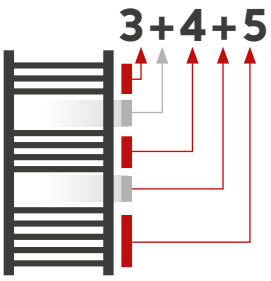

system for recording the arrangement and number of tubes in a bathroom radiator

a [mm]	h [mm]	Connection spacing	Installation parameters	Power [W]	Dedicated heater power	Tube arrangement	Index
450	1600	400	90/70	541	200	4+5+6+7+8	**450/1600/R,0**
			75/65	431			
			65/55	326			
			55/45	228			
600	1200	550	90/70	502	200	4+5+15	**600/1200/R,0**
			75/65	401			
			65/55	304			
			55/45	212			
600	1600	550	90/70	682	300	4+5+6+7+8	**600/1600/R,0**
			75/65	543			
			65/55	411			
			55/45	286			
600	1800	550	90/70	777	400	4+5+6+7+13	**600/1800/R,0**
			75/65	620			
			65/55	469			
			55/45	328			

Bathroom radiators

Description

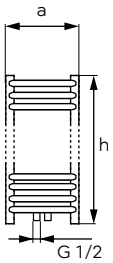

Bathroom radiator chrome - straight

- V-type connection - 50mm
- mounting set
- plug and air vent
- maximum pressure: 1.0 MPa
- maximum temperature: 110°C

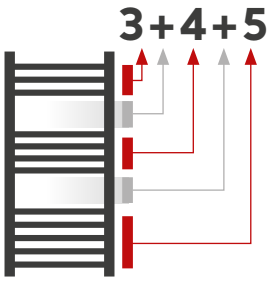

system for recording the arrangement and number of tubes in a bathroom radiator

a [mm]	h [mm]	Connection spacing	Installation parameters	Power [W]	Dedicated heater power	Tube arrangement	Index
450	1200	50	90/70	604	300	4+5+15	**450/1200/ RS,0**
			75/65	482			
			65/55	365			
			55/45	255			
450	1600	50	90/70	820	300	4+5+6+7+8	**450/1600/ RS,0**
			75/65	653			
			65/55	494			
			55/45	345			
600	1200	50	90/70	761	300	4+5+15	**600/1200/ RS,0**
			75/65	607			
			65/55	460			
			55/45	321			
600	1600	50	90/70	1033	400	4+5+6+7+8	**600/1600/ RS,0**
			75/65	823			
			65/55	622			
			55/45	434			
600	1800	50	90/70	1176	400	4+5+6+7+13	**600/1800/ RS,0**
			75/65	939			
			65/55	710			
			55/45	497			

Bathroom radiators

Description

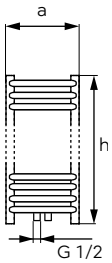

Black bathroom radiator - straight

- V-type connection - 50mm
- mounting set
- plug and air vent
- maximum pressure: 1.0 MPa
- maximum temperature: 110°C

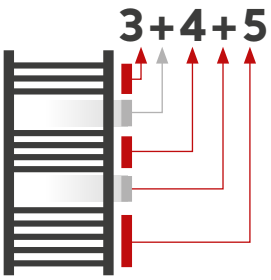

system for recording the arrangement and number of tubes in a bathroom radiator

a [mm]	h [mm]	Connection spacing	Installation parameters	Power [W]	Dedicated heater power	Tube arrangement	Index
450	1200	50	90/70	604	300	4+5+15	**450/1200/RS,5**
			75/65	482			
			65/55	365			
			55/45	255			
450	1600	50	90/70	820	300	4+5+6+7+8	**450/1600/RS,5**
			75/65	653			
			65/55	494			
			55/45	345			
600	1200	50	90/70	761	300	4+5+15	**600/1200/RS,5**
			75/65	607			
			65/55	460			
			55/45	321			
600	1600	50	90/70	1033	400	4+5+6+7+8	**600/1600/RS,5**
			75/65	823			
			65/55	622			
			55/45	434			
600	1800	50	90/70	1176	400	4+5+6+7+13	**600/1800/RS,5**
			75/65	939			
			65/55	710			
			55/45	497			

Bathroom radiators

Description

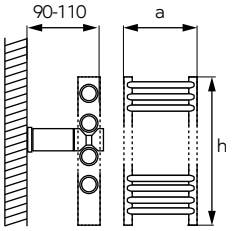

White bathroom radiator - straight

- 4 connection holes
- mounting set
- plug and air vent
- maximum pressure: 1.0 MPa
- maximum temperature: 110°C
- reversible radiator

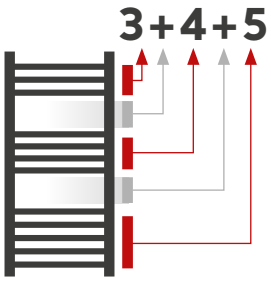

system for recording the arrangement and number of tubes in a bathroom radiator

a [mm]	h [mm]	Connection spacing	Installation parameters	Power [W]	Dedicated heater power	Tube arrangement	Index
450	900	406	90/70/20 (°C)	455	300	4+5+8	**450/900/R,1**
			75/65/20 (°C)	363			
			65/55/20 (°C)	276			
			55/45/20 (°C)	193			
450	1200	406	90/70/20 (°C)	604	300	4+5+15	**450/1200/R,1**
			75/65/20 (°C)	482			
			65/55/20 (°C)	365			
			55/45/20 (°C)	255			
600	900	555	90/70/20 (°C)	574	300	4+5+8	**600/900/R,1**
			75/65/20 (°C)	458			
			65/55/20 (°C)	347			
			55/45/20 (°C)	243			
600	1200	555	90/70/20 (°C)	761	300	4+5+15	**600/1200/R,1**
			75/65/20 (°C)	607			
			65/55/20 (°C)	460			
			55/45/20 (°C)	321			
600	1600	555	90/70/20 (°C)	1 033	600	4+5+6+7+8	**600/1600/R,1**
			75/65/20 (°C)	823			
			65/55/20 (°C)	622			
			55/45/20 (°C)	434			

Bathroom radiators

Description

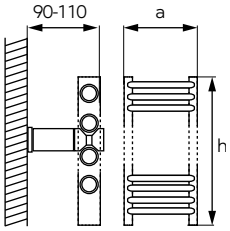

White bathroom radiator - arc

- 4 connection holes
- mounting set
- plug and air vent
- maximum pressure: 1.0 MPa
- maximum temperature: 110°C
- reversible radiator

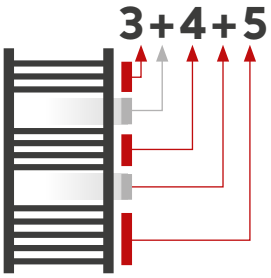

system for recording the arrangement and number of tubes in a bathroom radiator

a [mm]	h [mm]	Connection spacing	Installation parameters	Power [W]	Dedicated heater power	Tube arrangement	Index
450	900	406	90/70/20 (°C)	455	300	4+5+8	**450/900,1**
			75/65/20 (°C)	363			
			65/55/20 (°C)	276			
			55/45/20 (°C)	193			
450	1200	406	90/70/20 (°C)	604	300	4+5+15	**450/1200,1**
			75/65/20 (°C)	482			
			65/55/20 (°C)	365			
			55/45/20 (°C)	255			
600	900	555	90/70/20 (°C)	574	300	4+5+8	**600/900,1**
			75/65/20 (°C)	458			
			65/55/20 (°C)	347			
			55/45/20 (°C)	243			
600	1200	555	90/70/20 (°C)	761	300	4+5+15	**600/1200,1**
			75/65/20 (°C)	607			
			65/55/20 (°C)	460			
			55/45/20 (°C)	321			
600	1600	555	90/70/20 (°C)	1 033	600	4+5+6+7+8	**600/1600,1**
			75/65/20 (°C)	823			
			65/55/20 (°C)	622			
			55/45/20 (°C)	434			

Bathroom radiators

Description

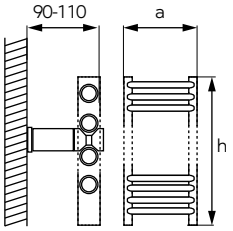

Chrome bathroom radiator - arc

- 4 connection holes
- mounting set
- plug and air vent
- maximum pressure: 1.0 MPa
- maximum temperature: 110°C
- reversible radiator

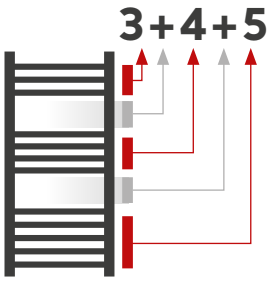

system for recording the arrangement and number of tubes in a bathroom radiator

a [mm]	h [mm]	Connection spacing	Installation parameters	Power [W]	Dedicated heater power	Tube arrangement	Index
450	1200	406	90/70/20 (°C)	399	600	4+5+15	**450/1200,0**
			75/65/20 (°C)	318			
			65/55/20 (°C)	241			
			55/45/20 (°C)	168			
450	1600	406	90/70/20 (°C)	541	600	4+5+6+7+8	**450/1600,0**
			75/65/20 (°C)	431			
			65/55/20 (°C)	326			
			55/45/20 (°C)	228			
600	1200	555	90/70/20 (°C)	502	600	4+5+15	**600/1200,0**
			75/65/20 (°C)	401			
			65/55/20 (°C)	304			
			55/45/20 (°C)	212			
600	1600	555	90/70/20 (°C)	682	600	4+5+6+7+8	**600/1600,0**
			75/65/20 (°C)	543			
			65/55/20 (°C)	411			
			55/45/20 (°C)	286			

Electric heaters

	Description	
	Electric heater • power: 300–900 W • supply voltage: 230 V • temperature adjustment range: 10–65°C • connection: G 1/2" • mounting direction: left or right • functions: TURBO, TIMER, ANTIFREEZE • temperature adjustment accuracy: up to 1°C • color: white included: • controller, • heating element, • square/round cover, • cable cover.	NOVELTY

DN	Power [W]	Adjustment range	Mounting direction	Color	Voltage	EAN Index
G 1/2"	300	10–65 °C	Left / Right	Black	230 V	**GZNEW3WH**
G 1/2"	600	10–65 °C	Left / Right	Black	230 V	**GZNEW6WH**
G 1/2"	900	10–65 °C	Left / Right	Black	230 V	**GZNEW9WH**

	Electric heater • power: 300–900 W • supply voltage: 230 V • temperature adjustment range: 10–65°C • connection: G 1/2" • mounting direction: left or right • functions: TURBO, TIMER, ANTIFREEZE • temperature adjustment accuracy: up to 1°C • color: black included: • controller, • heating element, • square/round cover, • cable cover.	NOVELTY

DN	Power [W]	Adjustment range	Mounting direction	Color	Voltage	EAN Index
G 1/2"	300	10–65 °C	Left / Right	Black	230 V	**GZNEW3BL**
G 1/2"	600	10–65 °C	Left / Right	Black	230 V	**GZNEW6BL**
G 1/2"	900	10–65 °C	Left / Right	Black	230 V	**GZNEW9BL**

Radiator accessories

	Description

1/2″ tee for heater

Color	Index	Packaging individual	Packaging collective
white	T-KUS,1	1 pc.	-
chrome	T-KUS,0	1 pc.	-

Reducing plug

	Index	Packaging individual	Packaging collective
1″x1/2″ left	GG3L20	-	10 pcs.

1/2″ sealing plug with o-ring

• nickel-plated

Index	Packaging individual	Packaging collective
KZ1	1 pc.	230 pcs.

Plug gasket

Index	Packaging individual	Packaging collective
GG4	1 pc.	3000 pcs.

Radiator accessories

	Description
	Plug gasket set - 4 pcs.

Index	Packaging individual	Packaging collective
GG4W	1 set	-

Plug set

- 2× 1"×1/2" left reducing plugs with gasket
- 2× 1"×1/2" right reducing plugs with gasket
- manual 1/2" air vent valve
- 1/2" sealing plug
- key for air vent valve

Index	Packaging individual	Packaging collective
ZGG1B	1 pc.	50 pcs.

Plug set

- 2× 1"×1/2" left reducing plugs with gasket
- 2× 1"×1/2" right reducing plugs with gasket
- manual 1/2" air vent valve
- 1/2" sealing plug
- key for air vent valve
- 2× painted radiator hanger
- 2× rawlplug

Index	Packaging individual	Packaging collective
ZGG2B	1 pc.	40 pcs.

Plug set

- 2× 1"×1/2" left reducing plugs with gasket
- 2× 1"×1/2" right reducing plugs with gasket
- manual 1/2" air vent valve
- 1/2" sealing plug
- key for air vent valve
- 3× painted radiator hanger
- 3× rawlplug

Index	Packaging individual	Packaging collective
ZGG3B	1 pc.	40 pcs.

Radiator accessories

				Description			

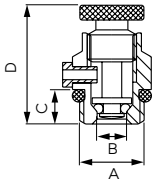

Mechanical air vent with metal knob

- maximum operating temperature: 120°C
- maximum working pressure: 1.0 MPa (10 bar)
- o-ring type seal

					Packaging		
A	**B** [mm]	**C** [mm]	**D** [mm]	**Index**	**individual**	**collective**	
1/4"	5,8	7	24,5	**RA501/8**		-	100 pcs.
3/8"	5,8	8	25,5	**RA501/10**		-	100 pcs.

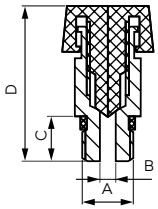

Mechanical air vent with knob

- maximum operating temperature: 120°C
- maximum working pressure: 1.0 MPa (10 bar)

					Packaging		
A	**B** [mm]	**C** [mm]	**D** [mm]	**Index**	**individual**	**collective**	
1/8"	3	8,5	28	**RA502/5**		-	100 pcs.
1/4"	3	8,5	25	**RA502/8**		-	100 pcs.
3/8"	3	9,5	26	**RA502/10**		-	100 pcs.
1/2"	3	9	24,5	**RA502/15**		-	50 pcs.

1/2" mechanical air vent with knob

	Packaging		Detail
Index	**individual**	**collective**	**Index**
O15M	1 pc.	-	**O15MW**

1/2" mechanical air vent with key

	Packaging	
Index	**individual**	**collective**
O18Y	1 pc.	500 pcs.

Radiator accessories

Description

1" automatic air vent for aluminum radiator

	Index	Packaging individual	Packaging collective	Detail (Euro hanger) Index
left	**OG25AL**	1 pc.	50 pcs.	**OG25ALE**
right	**OG25AP**	1 pc.	50 pcs.	**OG25APE**

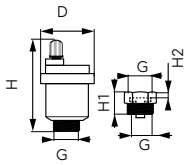

Automatic air vent with stop valve

D [mm]	H [mm]	H1 [mm]	H2 [mm]	G	Index	Packaging individual	Packaging collective	Detail Index
42	58,5	24	5	3/8"	**O10AS**	1 pc.	50 pcs.	
42	58,5	25	6	1/2"	**O15AS**	1 pc.	50 pcs.	**O15ASE**

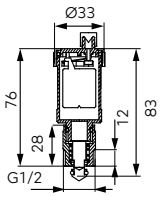

1/2" automatic air vent with stop valve

- maximum operating temperature: 110°C
- maximum working pressure: 1.0 MPa (10 bar)
- brass closing element in stop valve

Index	Packaging individual	Packaging collective
O15AS2	1 pc.	100 pcs.

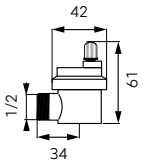

Automatic air vent 1/2" side

- maximum operating temperature: 95°C
- maximum working pressure: 1.0 MPa (10 bar)

Index	Packaging individual	Packaging collective
O15ASB	1 pc.	50 pcs.

Radiator accessories

	Description

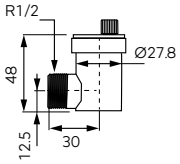

Automatic air vent 1/2" side

- maximum operating temperature: 110°C
- maximum working pressure: 1.0 MPa (10 bar)

Index	Packaging individual	Packaging collective
O15ASB2	1 pc.	120 pcs.

Automatic hygroscopic air vent 1/2"

Index	Packaging individual	Packaging collective	Detail Index
O15AH	12 pcs.	360 pcs.	O15AHW

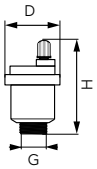

Automatic air vent

- without stop valve

D [mm]	H [mm]	G	Index	Packaging individual	Packaging collective
42	58,5	3/8 ″	O10A	1 pc.	50 pcs.
42	58,5	1/2 ″	O15A	1 pc.	50 pcs.

Radiator accessories

	Description
	Bent radiator hanger • galvanized with two rawlplugs

	Packaging	
Index	individual	collective
GG7K	2 pcs.	200 pcs.

Painted radiator hanger
• with rawlplug

	Packaging	
Index	individual	collective
GG77M	2 pcs.	100 pcs.

Galvanized radiator hanger
• with rawlplug, long - length 24 cm

	Packaging		Detail
Index	individual	collective	Index
GG77D	2 pcs.	50 pcs.	GG77DW

Bent radiator hanger
• with rawlplug

	Packaging	
Index	individual	collective
GG77	2 pcs.	100 pcs.

Radiator accessories

	Description

Bent radiator hanger
• painted

Index	Packaging individual	Packaging collective
GG7M	1 pc.	100 pcs.

Bent radiator hanger
• galvanized

Index	Packaging individual	Packaging collective
GG7	50 pcs.	-

Radiator nipple 1"

Index	Packaging individual	Packaging collective	Detail Index
GG8	-	500 pcs.	GG8W



Radiator nipple wrench

Index	Packaging individual	Packaging collective
GG9P	1 pc.	-

Radiator accessories

	Description
	Nipple gasket

Index	Packaging individual	Packaging collective
GG5	100 pcs.	2500 pcs.



Thermostatic head removal lock

- ring made of ABS, to snap onto the thermostatic head nut
- fits heads: GT10, GT11, GT12, GT20
- prevents removal of the head without tools
- the lock is single-use, it can only be removed by destroying it
- when used with the GT12 head, additionally prevents changing the setting lock
- the set includes an additional element for locking the GT12 head settings

Index	Packaging individual	Packaging collective
GT-LOCK1	1 pc.	500 pcs.

Valves
radiator



H_2O

GLYCOL 50%

Advantages

- all radiator valves are subjected to 100% leakage testing
- simple design, high reliability
- double sealing in control valves: rubber gasket and special brass seat
- the valve bodies have permanent markings, including the manufacturer

Operating parameters

- nominal pressure 1.0 MPa (10 bar)
- operating temperature up to 100°C
- working media: hot water, cold water, central heating
- radiator valves have tests carried out at the nstitute of Power Engineering in Radom, Poland

Design and materials

- bodies and nuts are made from castings and machined on machine tools
- body material: brass
- seals: NBR nitrile rubber, brass seat
- lever/knob: ABS plastic

Finish

- radiator valves are sandblasted and after this operation nickel-plated
- on special request they can be coated only with chrome or only sandblasted

Thermostatic valves

Description

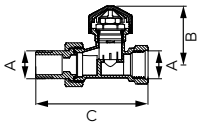

Straight thermostatic valve

- maximum allowable static pressure: 1 MPa
- maximum allowable pressure difference: 0.06 MPa
- maximum operating temperature: 100°C
- connection thread for head: M30x1.5

DN	A	B [mm]	C [mm]	Nominal flow qmN	Influence of difference of pressure	Presetting	Index	Packaging individual	Packaging collective	Detail (bag) Index	Detail (Euro hanger) Index
15	Rp 1/2	45,5	85	0.130 m³/h	0.8 K	yes	ZT2Y	9 pcs.	108 pcs.		ZT2YE
15	Rp 1/2	45,5	85	0.137 m³/h	0.3 K	no	ZT2YS	9 pcs.	108 pcs.	ZT2YSW	
20	Rp 3/4	47	101	0.162 m³/h	0.6 K	yes	ZT3Y	8 pcs.	72 pcs.		

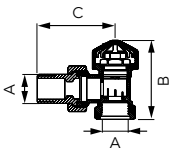

Angled thermostatic valve

- maximum allowable static pressure: 1 MPa
- maximum allowable pressure difference: 0.06 MPa
- maximum operating temperature: 100°C
- connection thread for head: M30x1.5

DN	A	B [mm]	C [mm]	Nominal flow qmN	Influence of difference of pressure	Presetting	Index	Packaging individual	Packaging collective	Detail (bag) Index	Detail (Euro hanger) Index
15	Rp 1/2	40	73	0.140 m³/h	0.6 K	yes	ZT5Y	10 pcs.	120 pcs.		ZT5YE
15	Rp 1/2	40	73	0.153 m³/h	0.3 K	no	ZT5YS	10 pcs.	120 pcs.	ZT5YSW	
20	Rp 3/4	43,5	83	0.181 m³/h	0.6 K	yes	ZT6Y	89 pcs.	81 pcs.		

Thermostatic heads

	Description

Thermostatic head

- connection M30x1.5
- maximum ambient temperature: 50°C
- adjustment scale: 0 - 5
- temperature adjustment range: up to 28°C
- frost protection: ~ 7°C
- shut-off function (0)
- white

EAN	Packaging		EAN Detail (Euro hanger)
Index	individual	collective	Index
GT10	1 pc.	100 pcs.	GT10E

Thermostatic head

- connection M30x1.5
- maximum ambient temperature: 50°C
- adjustment scale: 0 - 5
- temperature adjustment range: up to 28°C
- frost protection: ~ 7°C
- shut-off function (0)
- white

EAN	Packaging		EAN Detail (Euro hanger)
Index	individual	collective	Index
GT11	1 pc.	100 pcs.	GT11E

Thermostatic head

- connection M30x1.5
- possibility to limit the minimum or maximum setting
- maximum ambient temperature: 50°C
- adjustment scale: 0 - 5
- temperature adjustment range: up to 28°C
- frost protection: ~ 7°C
- shut-off function (0)
- white

EAN	Packaging	
Index	individual	collective
GT12	1 pc.	100 pcs.

Thermostatic head with limitation from 16°C

- connection M30x1.5
- maximum ambient temperature: 50°C
- adjustment scale: 2 - 5
- temperature adjustment range: 16°C - 30°C
- white

EAN	Packaging	
Index	individual	collective
GT12-16	1 pc.	100 pcs.

Thermostatic heads

	Description
	Thermostatic head • connection M30x1.5 • maximum ambient temperature: 50°C • adjustment scale: 0 - 5 • temperature adjustment range: up to 28°C • frost protection: ~ 6°C • shut-off function (0) • white

Index	Packaging individual	Packaging collective
GT20B	1 pc.	75 pcs.

	Thermostatic head • connection: M30x1.5 • maximum ambient temperature: 50°C • adjustment scale: * - 5 • temperature adjustment range: up to 30°C • frost protection: ~ 9°C • white

Index	Packaging individual	Packaging collective
GT30B	1 pc.	75 pcs.

	Thermostatic head • connection: M30x1.5 • maximum ambient temperature: 50°C • adjustment scale: * - 5 • temperature adjustment range: up to 30°C • frost protection: ~ 9°C • chrome

Index	Packaging individual	Packaging collective
GT31B	1 pc.	75 pcs.

	Thermostatic head • connection: M30x1.5 • maximum ambient temperature: 50°C • adjustment scale: * - 5 • temperature adjustment range: up to 30°C • frost protection: ~ 9°C • white/chrome

Index	Packaging individual	Packaging collective
GT32B	1 pc.	75 pcs.

Thermostatic heads

	Description
	Thermostatic head • connection: M30x1.5 • maximum ambient temperature: 50°C • adjustment scale: * - 5 • temperature adjustment range: up to 30°C • frost protection: ~ 9°C • anthracite

Index	Packaging individual	Packaging collective
GT33B	1 pc.	75 pcs.

	Thermostatic head • connection: M30x1.5 • maximum ambient temperature: 50°C • adjustment scale: * - 5 • temperature adjustment range: up to 30°C • frost protection: ~ 9°C • black

Index	Packaging individual	Packaging collective
GT34B	1 pc.	75 pcs.

Radiator valves

	Description

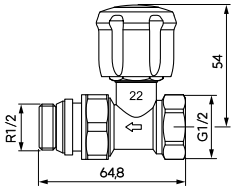

Straight regulating radiator valve

- radiator connection with conical seal
- conical gasket: EPDM
- body, stem material: CW671N
- knob material: ABS
- double stem sealing: EPDM o-ring
- nominal pressure: 1.0 MPa
- maximum operating temperature: 100 °C
- flow rate: 0.340 m³/h
- Kv flow coefficient (with valve fully open): 1.075 m³/h
- medium: water, glycol/water solution (50%)

Index	Packaging individual	Packaging collective
ZG2YU		1 pc.

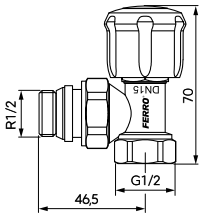

Angled regulating radiator valve

- radiator connection with conical seal
- conical gasket: EPDM
- body, stem material: CW671N
- knob material: ABS
- double stem sealing: EPDM o-ring
- nominal pressure: 1.0 MPa
- maximum operating temperature: 100 °C
- flow rate: 0.474 m³/h
- Kv flow coefficient (with valve fully open): 1.499 m³/h
- medium: water, glycol/water solution (50%)

Index	Packaging individual	Packaging collective
ZG5YU		1 pc.

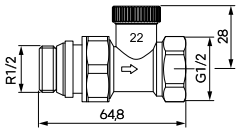

Straight shut-off radiator valve

- radiator connection with conical seal
- conical gasket: EPDM
- body, stem material: CW671N
- double stem sealing: EPDM o-ring
- nominal pressure: 1.0 MPa
- maximum operating temperature: 100 °C
- flow rate: 0.305 m³/h
- medium: water, glycol/water solution (50%)

Index	Packaging individual	Packaging collective
ZP2YU		1 pc.

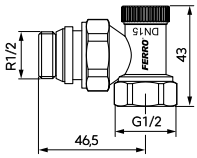

Angled shut-off radiator valve

- radiator connection with conical seal
- conical gasket: EPDM
- body, stem material: CW671N
- double stem sealing: EPDM o-ring
- nominal pressure: 1.0 MPa
- maximum operating temperature: 100 °C
- flow rate: 0.462 m³/h
- medium: water, glycol/water solution (50%)

Index	Packaging individual	Packaging collective
ZK2YU		1 pc.

Radiator valves

Description

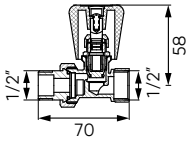

Straight radiator valve 1/2" with throttle

- nominal pressure: 1.0 MPa (10 bar)
- maximum operating temperature: 100°C

	Packaging		Detail (bag)	Detail (Euro hanger)
Index	individual	collective	Index	Index
ZG2Y	12 pcs.	144 pcs.	ZG2YW	ZG2YE

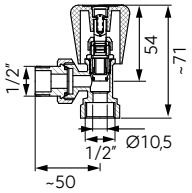

Angled radiator valve 1/2" with throttle

- nominal pressure: 1.0 MPa (10 bar)
- maximum operating temperature: 100°C

	Packaging		Detail (bag)	Detail (Euro hanger)
Index	individual	collective	Index	Index
ZG5Y	12 pcs.	144 pcs.	ZG5YW	ZG5YE

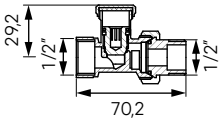

Straight radiator shut-off valve 1/2"

- nominal pressure: 1.0 MPa (10 bar)
- maximum operating temperature: 100°C

	Packaging		Detail (bag)	Detail (Euro hanger)
Index	individual	collective	Index	Index
ZP2Y	16 pcs.	192 pcs.	ZP2YW	ZP2YE

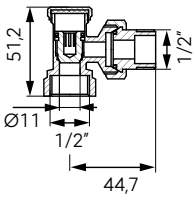

Angled radiator shut-off valve 1/2"

- nominal pressure: 1.0 MPa (10 bar)
- maximum operating temperature: 100°C

	Packaging		Detail (bag)	Detail (Euro hanger)
Index	individual	collective	Index	Index
ZK2Y	16 pcs.	192 pcs.	ZK2YW	ZK2YE

Radiator valves

	Description

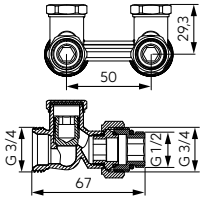

Straight connection valve for bottom-connected radiators

- connections GZ 3/4" x GW 3/4" or GZ 3/4" x GZ 1/2" – reducing nipples included
- conical sealing
- poppet shut-off valves
- nominal pressure: 1.0 MPa (10 bar)
- maximum operating temperature: 100°C

	Packaging		Detail (bag)	Detail (Euro hanger)
Index	individual	collective	Index	Index
LZ06YK	8 pcs.	72 pcs.	LZ06YKW	LZ06YKE

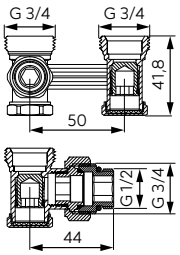

Angled connection valve for bottom-connected radiators

- connections GZ 3/4" x GW 3/4" or GZ 3/4" x GZ 1/2" – reducing nipples included
- conical sealing
- poppet shut-off valves
- nominal pressure: 1.0 MPa (10 bar)
- maximum operating temperature: 100°C

	Packaging		Detail (bag)	Detail (Euro hanger)
Index	individual	collective	Index	Index
LZ07YK	8 pcs.	72 pcs.	LZ07YKW	LZ07YKE

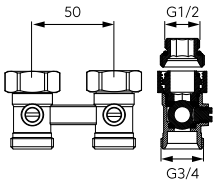

Straight connection valve for bottom-connected radiators

- connections GZ 3/4" x GW 3/4" or GZ 3/4" x GZ 1/2" – reducing nipples included
- conical sealing
- ball shut-off valves
- nominal pressure: 1.0 MPa (10 bar)
- maximum operating temperature: 100°C

	Packaging	
Index	individual	collective
LZ06YKN	8 pcs.	72 pcs.

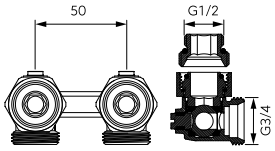

Angled connection valve for bottom-connected radiators

- connections GZ 3/4" x GW 3/4" or GZ 3/4" x GZ 1/2" – reducing nipples included
- conical sealing
- ball shut-off valves
- nominal pressure: 1.0 MPa (10 bar)
- maximum operating temperature: 100°C

	Packaging	
Index	individual	collective
LZ07YKN	10 pcs.	90 pcs.

Radiator sets

	Description			
	Straight radiator set 1/2" Set components: • ZG2Y - straight radiator valve 1/2" with gland • ZP2Y - straight radiator shut-off valve 1/2" Technical parameters: • maximum operating temperature: 100°C • maximum working pressure: 1.0 MPa (10 bar)			
	EAN	Packaging		
	Index	individual	collective	
	ZGB01		1 pc.	30 pcs.
	Angled radiator set 1/2" Set components: • ZG5Y - angled radiator valve 1/2" with gland • ZK2Y - angled radiator shut-off valve 1/2" Technical parameters: • maximum operating temperature: 100°C • maximum working pressure: 1.0 MPa (10 bar)			
	EAN	Packaging		
	Index	individual	collective	
	ZGB02		1 pc.	30 pcs.
	H_2O GLYCOL 50% **Straight radiator valve set, supply and shut-off DN15** Set components: • straight radiator regulating valve DN15 ZG2YU • straight radiator shut-off valve DN15 ZP2YU Technical parameters: • nominal pressure: 1.0 MPa • maximum operating temperature: 100 °C • medium: water, glycol/water solution (50%)			
	EAN	Packaging		
	Index	individual	collective	
	ZGYU1		1 pc.	
	H_2O GLYCOL 50% **Angled radiator valve set, supply and shut-off DN15** set components: • angled radiator regulating valve DN15 ZG5YU • angled radiator shut-off valve DN15 ZK2YU technical parameters: • nominal pressure: 1.0 MPa • maximum operating temperature: 100 °C • medium: water, glycol/water solution (50%)			
	EAN	Packaging		
	Index	individual	collective	
	ZGYU2		1 pc.	

Radiator sets

	Description		
	Straight thermostatic set 1/2" with preset valve Set components: • thermostatic head GT12 with M30x1.5 connection • straight thermostatic valve ZT2Y, with presetting • straight shut-off valve ZP2Y Technical parameters: • maximum operating temperature: 100°C • maximum working pressure: 1 MPa (10 bar) • maximum ambient temperature: 50°C • adjustment scale: 0 - 5 • adjustment range: up to 29°C • valve connection diameter: 1/2"		
		Packaging	
	Index	**individual**	**collective**
	ZTMN01	1 pc.	16 pcs.
	Straight thermostatic set 1/2" with preset valve and head with limitation from 16°C Set components: • thermostatic head GT12-16 with M30x1.5 connection • straight thermostatic valve ZT2Y, with presetting • straight shut-off valve ZP2Y Technical parameters: • maximum operating temperature: 100°C • maximum working pressure: 1 MPa (10 bar) • maximum ambient temperature: 50°C • adjustment scale: 2 - 5 • adjustment range: 16°C - 30°C • valve connection diameter: 1/2"		
		Packaging	
	Index	**individual**	**collective**
	ZTMN01-16	1 pc.	16 pcs.
	Angled thermostatic set 1/2" with preset valve Set components: • thermostatic head GT12 with M30x1.5 connection • angled thermostatic valve ZT5Y, with presetting, G1/2 connection • angled shut-off valve ZK2Y, G1/2 connection Technical parameters: • maximum operating temperature: 100°C • maximum working pressure: 1 MPa (10 bar) • maximum ambient temperature: 50°C • adjustment scale: 0 - 5 • adjustment range: up to 33°C • valve connection diameter: 1/2"		
		Packaging	
	Index	**individual**	**collective**
	ZTMN02	1 pc.	16 pcs.
	Straight thermostatic set 1/2" with preset valve and head with limitation from 16°C Set components: • thermostatic head GT12 -16 with M30x1.5 connection • angled thermostatic valve ZT5Y, with presetting, G1/2 connection • angled shut-off valve ZK2Y, G1/2 connection Technical parameters: • maximum operating temperature: 100°C • maximum working pressure: 1 MPa (10 bar) • maximum ambient temperature: 50°C • adjustment scale: 2 - 5 • adjustment range: 16°C - 29°C • valve connection diameter: 1/2"		
		Packaging	
	Index	**individual**	**collective**
	ZTMN02-16	1 pc.	16 pcs.

Radiator sets

	Description			
	Straight thermostatic set 1/2" Set components: • thermostatic head • thermostatic valve without presetting • shut-off valve Technical parameters: • maximum operating temperature: 100°C • maximum working pressure: 1.0 MPa (10 bar) • maximum ambient temperature: 50°C • adjustment scale: 0-5 • temperature adjustment range: up to 28°C • valve connection diameter: 1/2"			
	EAN	Packaging		
	Index	**individual**	**collective**	
	ZTM07		1 pc.	16 pcs.
	Angled thermostatic set 1/2" Set components: • thermostatic head • thermostatic valve without presetting • shut-off valve Technical parameters: • maximum operating temperature: 100°C • maximum working pressure: 1.0 MPa (10 bar) • maximum ambient temperature: 50°C • adjustment scale: 0-5 • temperature adjustment range: up to 28°C • valve connection diameter: 1/2"			
	EAN	Packaging		
	Index	**individual**	**collective**	
	ZTM08		1 pc.	16 pcs.
	Straight thermostatic set 1/2" Set components: • thermostatic head • straight thermostatic valve 1/2" without presetting • straight radiator shut-off valve 1/2" Technical parameters: • maximum operating temperature: 100°C • maximum working pressure: 1.0 MPa (10 bar) • valve connection diameter: 1/2" • head connection: M30x1.5 • maximum ambient temperature: 50°C • adjustment scale: 0-5 • adjustment range: up to 28°C			
	EAN	Packaging		
	Index	**individual**	**collective**	
	ZTM20		1 pc.	40 pcs.
	Angled thermostatic set 1/2" Set components: • thermostatic head • angled thermostatic valve 1/2" without presetting • angled radiator shut-off valve 1/2" Technical parameters: • maximum operating temperature: 100°C • maximum working pressure: 1.0 MPa (10 bar) • valve connection diameter: 1/2" • head connection: M30x1.5 • maximum ambient temperature: 50°C • adjustment scale: 0-5 • temperature adjustment range: up to 28°C			
	EAN	Packaging		
	Index	**individual**	**collective**	
	ZTM21		1 pc.	40 pcs.

Radiator sets

	Description

Straight thermostatic set for bottom-connected radiators

Set components:
- thermostatic head with M30x1.5 connection (fits Heimeier type thermostatic inserts)
- universal straight connection valve for V-type radiators with GZ3/4"xGW3/4" or GZ3/4"xGZ1/2" connection

Technical parameters:
- maximum operating temperature: 100°C
- maximum working pressure: 1.0 MPa (10 bar)
- maximum ambient temperature: 50°C
- adjustment scale: 0-5
- temperature adjustment range: up to 28°C
- valve connection diameter: GZ3/4"xGZ3/4" or GZ3/4"xGZ1/2"

	Packaging	
Index	individual	collective
ZTV01	1 pc.	25 pcs.

Angled thermostatic set for bottom-connected radiators

Set components:
- thermostatic head with M30x1.5 connection (fits Heimeier type thermostatic inserts)
- universal angled connection valve for V-type radiators with GZ3/4"xGW3/4" or GZ3/4"xGZ1/2" connection

Technical parameters:
- maximum operating temperature: 100°C
- maximum working pressure: 1.0 MPa (10 bar)
- maximum ambient temperature: 50°C
- adjustment scale: 0-5
- temperature adjustment range: up to 28°C
- valve connection diameter: GZ3/4"xGZ3/4" or GZ3/4"xGZ1/2"

	Packaging	
Index	individual	collective
ZTV02	1 pc.	25 pcs.

Straight thermostatic set for bottom-connected radiators

Set components:
- thermostatic head with M30x1.5 connection (fits Heimeier type thermostatic inserts)
- universal straight connection valve for V-type radiators with GZ3/4"xGW3/4" or GZ3/4"xGZ1/2" connection

Technical parameters:
- maximum operating temperature: 100°C
- maximum working pressure: 1.0 MPa (10 bar)
- maximum ambient temperature: 50°C
- adjustment scale: 0-5
- temperature adjustment range: up to 28°C
- valve connection diameter: GZ3/4"xGZ3/4" or GZ3/4"xGZ1/2"

	Packaging	
Index	individual	collective
ZTV07	1 pc.	16 pcs.

Angled thermostatic set for bottom-connected radiators

Set components
- thermostatic head with M30x1.5 connection (fits Heimeier type thermostatic inserts)
- universal angled connection valve for V-type radiators with GZ3/4"xGW3/4" or GZ3/4"xGZ1/2" connection

Technical parameters:
- maximum operating temperature: 100°C
- maximum working pressure: 1.0 MPa (10 bar)
- maximum ambient temperature: 50°C
- adjustment scale: 0-5
- temperature adjustment range: up to 28°C
- valve connection diameter: GZ3/4"xGZ3/4" or GZ3/4"xGZ1/2"

	Packaging	
Index	individual	collective
ZTV08	1 pc.	25 pcs.

Radiator sets

	Description

Straight thermostatic set for bottom-connected radiators

Set components:
- thermostatic head with M30x1.5 connection (fits Heimeier type thermostatic inserts)
- universal straight connection valve

Technical parameters:
- connections GZ 3/4" x GW 3/4" or GZ 3/4" x GZ 1/2" – reducing nipples included
- conical sealing
- ball shut-off valves
- nominal pressure: 1.0 MPa (10 bar)
- maximum operating temperature: 100°C
- maximum ambient temperature: 50°C
- adjustment scale: 0-5
- adjustment range: 0-28°C
- frost protection: ~ 6°C

Index	Packaging individual	Packaging collective
ZTV20	1 pc.	40 pcs.

Angled thermostatic set for bottom-connected radiators

Set components:
- thermostatic head with M30x1.5 connection (fits Heimeier type thermostatic inserts)
- universal angled connection valve

Technical parameters:
- connections GZ 3/4" x GW 3/4" or GZ 3/4" x GZ 1/2" – reducing nipples included
- conical sealing
- ball shut-off valves
- nominal pressure: 1.0 MPa (10 bar)
- maximum operating temperature: 100°C
- maximum ambient temperature: 50°C
- adjustment scale: 0-5
- adjustment range: 0-28°C
- frost protection: ~ 6°C

Index	Packaging individual	Packaging collective
ZTV21	1 pc.	40 pcs.

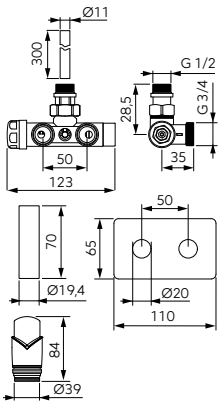

Decorative thermostatic set with presetting, immersion sleeve and thermostatic head, chrome NOVELTY

Set components:
- thermostatic head GT31
- angled combined valve with presetting and 1/2" radiator connection
- fittings for copper pipes 15 mm
- fittings for multilayer pipes 16x2 mm
- cover and decorative pipes
- immersion sleeve

Thermostatic head:
- connection: M30x1.5
- maximum ambient temperature: 50°C
- adjustment scale: * - 5
- adjustment range: up to 30°C
- frost protection: ~ 9°C

Technical parameters:
- maximum operating temperature: 100°C
- maximum working pressure: 1 MPa (10 bar)
- universal valve - change of direction to left or right carried out by the installer

Index	Packaging individual	Packaging collective
ZTT30CR	1 pc.	20 pcs.

Radiator sets

	Description

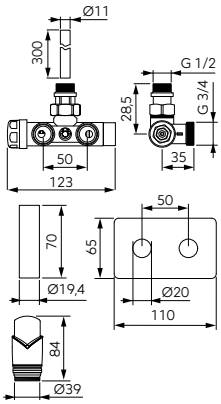

Decorative thermostatic set with pre-setting, immersion sleeve and thermostatic head, anthracite NOVELTY

Set components:
- thermostatic head GT33
- angled combined valve with presetting and 1/2" radiator connection
- fittings for copper pipes 15 mm
- fittings for multilayer pipes 16x2 mm
- cover and decorative pipes
- immersion sleeve

Thermostatic head:
- connection: M30x1.5
- maximum ambient temperature: 50°C
- adjustment scale: * - 5
- adjustment range: up to 30°C
- frost protection: ~ 9°C

Technical parameters:
- maximum operating temperature: 100°C
- maximum working pressure: 1 MPa (10 bar)
- universal valve - change of direction to left or right carried out by the installer

Index	Packaging individual	Packaging collective
ZTT30AT	1 pc.	20 pcs.

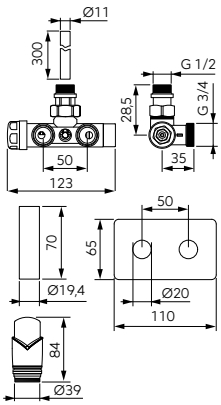

Decorative thermostatic set with pre-setting, immersion sleeve and thermostatic head, black NOVELTY

Set components:
- thermostatic head GT34
- angled combined valve with presetting and 1/2" radiator connection
- fittings for copper pipes 15 mm
- fittings for multilayer pipes 16x2 mm
- cover and decorative pipes
- immersion sleeve

Thermostatic head:
- connection: M30x1.5
- maximum ambient temperature: 50°C
- adjustment scale: * - 5
- adjustment range: up to 30°C
- frost protection: ~ 9°C

Technical parameters:
- maximum operating temperature: 100°C
- maximum working pressure: 1 MPa (10 bar)
- universal valve - change of direction to left or right carried out by the installer

Index	Packaging individual	Packaging collective
ZTT30BL	1 pc.	20 pcs.

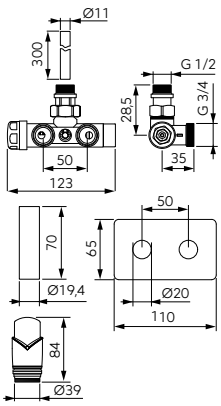

Decorative thermostatic set with pre-setting, immersion sleeve and thermostatic head, white NOVELTY

Set components:
- thermostatic head GT30
- angled combined valve with presetting and 1/2" radiator connection
- fittings for copper pipes 15 mm
- fittings for multilayer pipes 16x2 mm
- cover and decorative pipes
- immersion sleeve

Thermostatic head:
- connection: M30x1.5
- maximum ambient temperature: 50°C
- adjustment scale: * - 5
- adjustment range: up to 30°C
- frost protection: ~ 9°C

Technical parameters:
- maximum operating temperature: 100°C
- maximum working pressure: 1 MPa (10 bar)
- universal valve - change of direction to left or right carried out by the installer

Index	Packaging individual	Packaging collective
ZTT30WH	1 pc.	20 pcs.

Radiator sets

	Description

set of pipe fittings:

multilayer copper

Decorative integrated thermostatic set, angled, chrome

Set components:
- thermostatic head GT31
- angled integrated valve
- fittings for copper pipes 15 mm
- fittings for multilayer pipes 16x2 mm
- radiator nipples 3/4" x 1/2"

Thermostatic head:
- connection: M30x1.5
- maximum ambient temperature: 50°C
- adjustment scale: * - 5
- adjustment range: up to 30°C
- frost protection: ~ 9°C

Technical parameters:
- maximum operating temperature: 100°C
- maximum working pressure: 1 MPa (10 bar)

Index	Packaging individual	Packaging collective
ZTD30CR	1 pc.	20 pcs.

set of pipe fittings:

multilayer copper

Decorative integrated thermostatic set, angled, white

Set components:
- thermostatic head GT30
- angled integrated valve
- fittings for copper pipes 15 mm
- fittings for multilayer pipes 16x2 mm
- radiator nipples 3/4" x 1/2"

Thermostatic head:
- connection: M30x1.5
- maximum ambient temperature: 50°C
- adjustment scale: * - 5
- adjustment range: up to 30°C
- frost protection: ~ 9°C

Technical parameters:
- maximum operating temperature: 100°C
- maximum working pressure: 1 MPa (10 bar)

Index	Packaging individual	Packaging collective
ZTD30WH	1 pc.	20 pcs.

set of pipe fittings:

multilayer copper

Decorative integrated thermostatic set, angled, anthracite

Set components:
- thermostatic head GT33
- angled integrated valve
- fittings for copper pipes 15 mm
- fittings for multilayer pipes 16x2 mm
- radiator nipples 3/4" x 1/2"

Thermostatic head:
- connection: M30x1.5
- maximum ambient temperature: 50°C
- adjustment scale: * - 5
- adjustment range: up to 30°C
- frost protection: ~ 9°C

Technical parameters:
- maximum operating temperature: 100°C
- maximum working pressure: 1 MPa (10 bar)

Index	Packaging individual	Packaging collective
ZTD30AT	1 pc.	20 pcs.

Radiator sets

	Description

set of pipe fittings:

multilayer

copper

Decorative integrated thermostatic set, angled, black

Set components:
- thermostatic head GT34
- angled integrated valve
- fittings for copper pipes 15 mm
- fittings for multilayer pipes 16x2 mm
- radiator nipples 3/4" x 1/2"

Thermostatic head:
- connection: M30x1.5
- maximum ambient temperature: 50°C
- adjustment scale: * - 5
- adjustment range: up to 30°C
- frost protection: ~ 9°C

Technical parameters:
- maximum operating temperature: 100°C
- maximum working pressure: 1 MPa (10 bar)

Index	Packaging individual	Packaging collective
ZTD30BL	1 pc.	20 pcs.

set of pipe fittings:

multilayer

copper

Decorative axial thermostatic set, chrome

Set components:
- thermostatic head GT31
- axial thermostatic valve 1/2"
- axial shut-off valve 1/2"
- fittings for copper pipes 15 mm
- fittings for multilayer pipes 16x2 mm

Thermostatic head:
- connection: M30x1.5
- maximum ambient temperature: 50°C
- adjustment scale: * - 5
- adjustment range: up to 30°C
- frost protection: ~ 9°C

Technical parameters:
- maximum operating temperature: 100°C
- maximum working pressure: 1 MPa (10 bar)

Index	Packaging individual	Packaging collective
ZTO30CR	1 pc.	20 pcs.

set of pipe fittings:

multilayer

copper

Decorative axial thermostatic set, white

Set components:
- thermostatic head GT30
- axial thermostatic valve 1/2"
- axial shut-off valve 1/2"
- fittings for copper pipes 15 mm
- fittings for multilayer pipes 16x2 mm

Thermostatic head:
- connection: M30x1.5
- maximum ambient temperature: 50°C
- adjustment scale: * - 5
- adjustment range: up to 30°C
- frost protection: ~ 9°C

Technical parameters:
- maximum operating temperature: 100°C
- maximum working pressure: 1 MPa (10 bar)

Index	Packaging individual	Packaging collective
ZTO30WH	1 pc.	20 pcs.

Radiator sets

	Description

set of pipe fittings:

multilayer

copper

Decorative axial thermostatic set, anthracite

Set components:
- thermostatic head GT33
- axial thermostatic valve 1/2"
- axial shut-off valve 1/2"
- fittings for copper pipes 15 mm
- fittings for multilayer pipes 16x2 mm

Thermostatic head:
- connection: M30x1.5
- maximum ambient temperature: 50°C
- adjustment scale: * - 5
- adjustment range: up to 30°C
- frost protection: ~ 9°C

Technical parameters:
- maximum operating temperature: 100°C
- maximum working pressure: 1 MPa (10 bar)

Index	Packaging individual	Packaging collective
ZTO30AT	1 pc.	20 pcs.

set of pipe fittings:

multilayer

copper

Decorative axial thermostatic set, black

Set components:
- thermostatic head GT34
- axial thermostatic valve 1/2"
- axial shut-off valve 1/2"
- fittings for copper pipes 15 mm
- fittings for multilayer pipes 16x2 mm

Thermostatic head:
- connection: M30x1.5
- maximum ambient temperature: 50°C
- adjustment scale: * - 5
- adjustment range: up to 30°C
- frost protection: ~ 9°C

Technical parameters:
- maximum operating temperature: 100°C
- maximum working pressure: 1 MPa (10 bar)

Index	Packaging individual	Packaging collective
ZTO30BL	1 pc.	20 pcs.

Decorative straight thermostatic set, chrome

Set components:
- thermostatic head GT31
- straight thermostatic valve 1/2"
- straight shut-off valve 1/2"

Thermostatic head:
- connection: M30x1.5
- maximum ambient temperature: 50°C
- adjustment scale: * - 5
- adjustment range: up to 30°C
- frost protection: ~ 9°C

Technical parameters:
- maximum operating temperature: 100°C
- maximum working pressure: 1 MPa (10 bar)

Index	Packaging individual	Packaging collective
ZTM30CR	1 pc.	20 pcs.

Radiator sets

	Description			
	Decorative straight thermostatic set, white Set components: • thermostatic head GT30 • straight thermostatic valve 1/2" • straight shut-off valve 1/2" Thermostatic head: • connection: M30x1.5 • maximum ambient temperature: 50°C • adjustment scale: * - 5 • adjustment range: up to 30°C • frost protection: ~ 9°C Technical parameters: • maximum operating temperature: 100°C • maximum working pressure: 1 MPa (10 bar)			
			Packaging	
	Index		**individual**	**collective**
	ZTM30WH		1 pc.	20 pcs.
	Decorative straight thermostatic set, anthracite Set components: • thermostatic head GT33 • straight thermostatic valve 1/2" • straight shut-off valve 1/2" Thermostatic head: • connection: M30x1.5 • maximum ambient temperature: 50°C • adjustment scale: * - 5 • adjustment range: up to 30°C • frost protection: ~ 9°C Technical parameters: • maximum operating temperature: 100°C • maximum working pressure: 1 MPa (10 bar)			
			Packaging	
	Index		**individual**	**collective**
	ZTM30AT		1 pc.	20 pcs.
	Decorative straight thermostatic set, black Set components: • thermostatic head GT34 • straight thermostatic valve 1/2" • straight shut-off valve 1/2" Thermostatic head: • connection: M30x1.5 • maximum ambient temperature: 50°C • adjustment scale: * - 5 • adjustment range: up to 30°C • frost protection: ~ 9°C Technical parameters: • maximum operating temperature: 100°C • maximum working pressure: 1 MPa (10 bar)			
			Packaging	
	Index		**individual**	**collective**
	ZTM30BL		1 pc.	20 pcs.
	Decorative angled thermostatic set, chrome Set components: • thermostatic head GT31 • angled thermostatic valve 1/2" • angled shut-off valve 1/2" Thermostatic head: • connection: M30x1.5 • maximum ambient temperature: 50°C • adjustment scale: * - 5 • adjustment range: up to 30°C • frost protection: ~ 9°C Technical parameters: • maximum operating temperature: 100°C • maximum operating pressure: 1 MPa (10 bar)			
			Packaging	
	Index		**individual**	**collective**
	ZTM31CR		1 pc.	20 pcs.

Radiator sets

	Description

Decorative angled thermostatic set, white

Set components: • thermostatic head GT30 • angled thermostatic valve 1/2" • angled shut-off valve 1/2"
Thermostatic head: • connection: M30x1.5 • maximum ambient temperature: 50°C • adjustment scale: * - 5 • adjustment range: up to 30°C • frost protection: ~ 9°C
Technical parameters: • maximum operating temperature: 100°C • maximum operating pressure: 1 MPa (10 bar)

EAN	Packaging	
Index	individual	collective
ZTM31WH	1 pc.	20 pcs.

Decorative angled thermostatic set, anthracite

Set components: • thermostatic head GT33 • angled thermostatic valve 1/2" • angled shut-off valve 1/2"
Thermostatic head: • connection: M30x1.5 • maximum ambient temperature: 50°C • adjustment scale: * - 5 • adjustment range: up to 30°C • frost protection: ~ 9°C
Technical parameters: • maximum operating temperature: 100°C • maximum operating pressure: 1 MPa (10 bar)

EAN	Packaging	
Index	individual	collective
ZTM31AT	1 pc.	20 pcs.

Decorative angled thermostatic set, black

Set components: • thermostatic head GT34 • angled thermostatic valve 1/2" • angled shut-off valve 1/2"
Thermostatic head: • connection: M30x1.5 • maximum ambient temperature: 50°C • adjustment scale: * - 5 • adjustment range: up to 30°C • frost protection: ~ 9°C
Technical parameters: • maximum operating temperature: 100°C • maximum operating pressure: 1 MPa (10 bar)

EAN	Packaging	
Index	individual	collective
ZTM31BL	1 pc.	20 pcs.

Decorative straight radiator set, chrome

Set components:
• straight control valve 1/2"
• straight shut-off valve 1/2"
Technical parameters:
• maximum operating temperature: 100°C
• maximum working pressure: 1 MPa (10 bar)

EAN	Packaging	
Index	individual	collective
ZGB30CR	1 pc.	30 pcs.

Radiator sets

	Description

Decorative straight radiator set, white

Set components:
• straight control valve 1/2"
• straight shut-off valve 1/2"
Technical parameters:
• maximum operating temperature: 100°C
• maximum working pressure: 1 MPa (10 bar)

Index	Packaging individual	Packaging collective
ZGB30WH	1 pc.	30 pcs.

Decorative straight radiator set, anthracite

Set components:
• straight control valve 1/2"
• straight shut-off valve 1/2"
Technical parameters:
• maximum operating temperature: 100°C
• maximum working pressure: 1 MPa (10 bar)

Index	Packaging individual	Packaging collective
ZGB30AT	1 pc.	30 pcs.

Decorative straight radiator set, black

Set components:
• straight control valve 1/2"
• straight shut-off valve 1/2"
Technical parameters:
• maximum operating temperature: 100°C
• maximum working pressure: 1 MPa (10 bar)

Index	Packaging individual	Packaging collective
ZGB30BL	1 pc.	30 pcs.

Decorative angled radiator set, chrome

Set components:
• angled control valve 1/2"
• angled shut-off valve 1/2"
Technical parameters:
• maximum operating temperature: 100°C
• maximum working pressure: 1 MPa (10 bar)

Index	Packaging individual	Packaging collective
ZGB31CR	1 pc.	30 pcs.

Radiator sets

	Description			
	Decorative angled radiator set, white Set components: • angled control valve 1/2" • angled shut-off valve 1/2" Technical parameters: • maximum operating temperature: 100°C • maximum working pressure: 1 MPa (10 bar)			
	EAN	Packaging		
	Index	individual	collective	
	ZGB31WH		1 pc.	30 pcs.
	Decorative angled radiator set, anthracite Set components: • angled control valve 1/2" • angled shut-off valve 1/2" Technical parameters: • maximum operating temperature: 100°C • maximum working pressure: 1 MPa (10 bar)			
	EAN	Packaging		
	Index	individual	collective	
	ZGB31AT		1 pc.	30 pcs.
	Decorative angled radiator set, black Set components: • angled control valve 1/2" • angled shut-off valve 1/2" Technical parameters: • maximum operating temperature: 100°C • maximum working pressure: 1 MPa (10 bar)			
	EAN	Packaging		
	Index	individual	collective	
	ZGB31BL		1 pc.	30 pcs.

Spare parts

Description
End piece with nut for bibcock

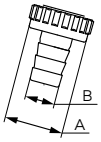

				Packaging		Detail (bag)
A	**B** [mm]	**For valve**	**Index**	**individual**	**collective**	**Index**
G3/4	15	**1/2"**	**K44**	50 pcs.	450 pcs.	**K44W**
G1	20	**3/4"**	**K45**	50 pcs.	450 pcs.	**K45W**
G1 1/4	28	**1"**	**K46**	25 pcs.	-	**K46W**

Handle for ball valve

		Packaging	
Connection size for valve	**Index**	**individual**	**collective**
3/8"	**RKP10**	1 pc.	-
1/2"	**RKP1**	1 pc.	-
3/4"	**RKP2**	1 pc.	-
1"	**RKP3**	1 pc.	-
1 1/4"	**RKP4**	1 pc.	-
1 1/2"	**RKP5**	1 pc.	-
2"	**RKP6**	1 pc.	-
2 1/2"	**RKP7**	1 pc.	-
3"	**RKP8**	1 pc.	-
4"	**RKP9**	1 pc.	-

Flange for expansion vessel

				Packaging	
model	**Ø** [mm]	**Connection size**	**Index**	**individual**	**collective**
SV35	95	**3/4"**	**CFF095TRF008Z**	1 pc.	-
SV50	95	**1"**	**CFF095TRF007Z**	1 pc.	-
SV80	145	**3/4"**	**CFF145TRF008Z**	1 pc.	-
SV100	145	**1"**	**CFF145TRF007Z**	1 pc.	-
SV150	260	**1 1/4"**	**CFF260TRF001V**	1 pc.	-

Spare parts

	Description	Packaging	
		individual	collective
	Membrane mounting flange • model: 100 ÷ 500		
	Index		
	TIR001Z	1 pc.	-

	Description	Packaging	
		individual	collective
	Membrane mounting flange • model: 750 ÷ 5000		
	Index		
	TIR003Z	1 pc.	-

	Description	Packaging	
		individual	collective
	Pre-load valve		
	Index		
	VAL003	1 pc.	-

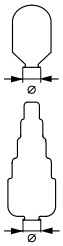

Membranes for diaphragm vessels

			Packaging	
for models	**Ø** [mm]	**Index**	**individual**	**collective**
A18	45	**ME018A**	1 pc.	-
A24	80	**ME024A**	1 pc.	-
AV80	80	**ME080A**	1 pc.	-

Spare parts

	Description
	Butterfly handle for ball valve

		Packaging	
	Index	individual	collective
KMS1, KSS1, KMS11, KMS2, KSS2, KMS21, KM1, KM2, KM21	**MKM2**	1 pc.	-
KMS3, KSS3, MKS31, KM3, KM31	**MKM3**	1 pc.	-
KS1, KM11	**MKMKS1**	1 pc.	-
KS2	**MKMKS2**	1 pc.	-
KS3	**MKMKS3**	1 pc.	-

Radiator rosette for pipes

- white

		Packaging	
Size	Index	individual	collective
15 mm	**RGB15**	5 pcs.	100 pcs.
16 mm	**RGB16**	5 pcs.	100 pcs.
18 mm	**RGB18**	5 pcs.	100 pcs.
20 mm	**RGB20**	5 pcs.	100 pcs.
22 mm	**RGB22**	5 pcs.	100 pcs.
25 mm	**RGB25**	5 pcs.	100 pcs.
28 mm	**RGB28**	5 pcs.	100 pcs.

Double radiator rosette

- white

		Packaging	
Size	Index	individual	collective
15 mm	**RRPB15**	1 pc.	20 pcs.
16 mm	**RRPB16**	1 pc.	20 pcs.
18 mm	**RRPB18**	1 pc.	20 pcs.
20 mm	**RRPB20**	1 pc.	20 pcs.
22 mm	**RRPB22**	1 pc.	20 pcs.
28 mm	**RRPB28**	1 pc.	20 pcs.



Set of gaskets for the water assembly of gas heaters

	Packaging	
Index	individual	collective
UWOG	1 set	20 sets

Spare parts

	Description		
	EKO aluminum radiator gasket		
		Packaging	
Size	**Index**	**individual**	**collective**
3/4″	**GG34EKO**	4 pcs.	80 pcs.

	1″ plug gasket		
		Packaging	
Size	**Index**	**individual**	**collective**
1″	**GG4W**	4 pcs.	-

	Water meter gasket • fiber		
		Packaging	
Size	**Index**	**individual**	**collective**
1″	**USW1**	4 pcs.	800 pcs.
3/4″	**USW34**	4 pcs.	800 pcs.

	EPDM rubber gasket for central heating pump		
		Packaging	
Size	**Index**	**individual**	**collective**
44x32x3 mm	**GG10**	1 pc.	-

Spare parts

	Description		
	Teflon tape		
		Packaging	
Size	**Index**	**individual**	**collective**
12 x 10 x 1,205 mm	**T01**	1 pc.	1000 pcs.
12 x 10 x 0,1 mm	**T04**	1 pc.	1000 pcs.
19 x 15 x 0,2 mm	**T05**		

The manufacturer reserves the right to make changes to products, specifications, and designs without prior notice. The colors shown in the catalog may differ from the actual products. The photos are for illustrative purposes only. Products must be installed by qualified specialists in accordance with applicable regulations. Technical data is for reference only; detailed information can be found in the official documentation. Warranty conditions and the full product specification are available in warranty leaflets and at www.ferrocompany.com. Product availability may vary depending on the market.

FERRO

FERRO
FERRO
FERRO

INSTALLATION AND HEATING TECHNOLOGY

Individual packaging
Product in individual packaging with a barcode enabling retail sale.

Nickel FREE
All product components that come into contact with drinking water are not coated with nickel.

Neodymium magnet

Filter

Check valve

PARAMETERS

Pressure

Maximum temperature

Minimum temperature

Full bore valve

VALVE MEDIA

Water

Gas

Compressed air

Glycol

MATERIAL OF CONSTRUCTION

Brass CW617N-4MS
latest hygienic standard

Stainless steel AISI304

Brass CW617N

PIPES FOR INSTALLATION

Copper pipes

Homogeneous pipes

Multilayer pipes

FERRO S.A.
7 Przemysłowa St.
32-050 Skawina
Poland

T: +48 12 25 62 100
F: +48 12 27 67 606
E: info@ferro.pl

www.ferrocompany.com

/grupaferro

/FerroPro

/ferro_group_official

/ferro-group

/ferro_group

FRPCATEN260803